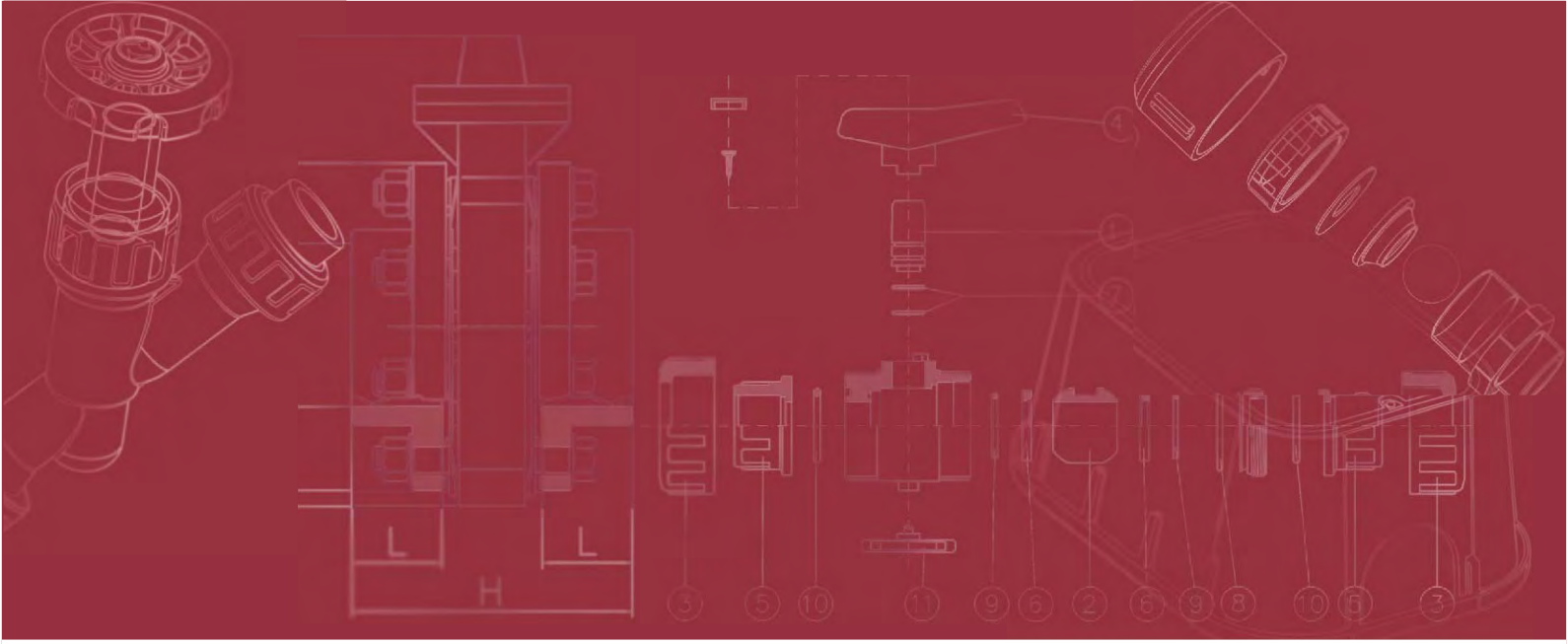

Technical Catalogue

技术手册

Catalogo tecnico

Technischer Katalog

PVC-U

2005

Cepex®

Cepex®



CEPEX products have been developed for today's global marketplace through the efforts of our highly experienced staff utilizing efficiencies created through cutting edge thermoplastics technology and state of the art injection moulding equipment.
Rigorous and demanding testing procedures ensure every component is supervised over the entire production process.

These conditions, plus strict statistic process controls and a TOTAL QUALITY SYSTEM (DIN EN ISO 9001: 2000) in which every member of the company is involved, is your assurance that **CEPEX** products will meet your needs.

Products for:
Aquaculture & Fish Processors
Chemical & Industrial Process Plants
Construction Industry
Food & Beverage Plants
Irrigation Systems
Mining
Municipal Water Systems
Swimming Pools & Filtration
Waste Water Treatment

CERTIFICATE

TÜV MANAGEMENT SERVICE

The Certification Body
TÜV Management Service GmbH
certifies that

CEPEX, S.A.U.
C/ Lluis Companys, 51-53
E-08400 Granollers (Barcelona)

has established
and applies a Quality System for

Design, Manufacture and Commercialization of Valves and Flow Fittings: Swimming-Pool and Garden, Agricultural Irrigation, Construction, Industry

An audit was performed, Report No. 70010507
Proof has been furnished that the requirements according to
DIN EN ISO 9001 :2000
are fulfilled. The certificate is valid until 2006-04-30

Certificate Registration No. 12 100 19717 TMS

Munich, 2003-08-11

ZERTIFIKAT ◆ CERTIFICATE ◆ СЕРТИФИКАТ ◆ CERTIFICADO ◆ CERTIFICAT

Cepex®

INDEX
索引
INDICE
INHALTSVERZEICHNIS

PVC-U / PVC-C

PVC-U FITTINGS	PVC-U管件	ACCESSORI IN PVC-U	PVC-U FITTINGE	PAG.
Information	目录	Informazioni	Information	2
Elbows & bends	弯头&弧形弯头	Gomiti e curve	Winkel und Bogen	7
Tees & crosses	三通&四通	Ti e croci	T-Stücke und Kreuze	11
Sockets & reducers	二通&变径	Manicotti e riduzioni	Verbindungsmuffen und Reduktionen	14
Flanges & screws	法兰&紧固件	Flange e viteria	Flansche und Schrauben	17
Caps	管帽	Calotte	Kappen / Stopfen	22
Nipples	螺纹接头	Nippli	Nippel	23
Unions	由任(活接头)	Bocchettoni	Verschraubungen	27
Victaulic® coupling	Victaulic接头	Connessioni Victaulic®	Victaulic® Kupplungen	29
Sight glasses	视镜	Visori per liquidi	Schaugläser	30
Solvent cement/cleaner/tape	胶水/清洁剂/胶带	Collanti/solventi/nastri	Kleber/Reiniger/Bänder	31

PVC-U & PVC-C VALVES	PVC-U & PVC-C阀门	VALVOLE IN PVC-U E PVC-C	PVC-U & PVC-C VENTILE	PAG.
Information	目录	Informazioni	Information	34
Manual ball valves	手动球阀	Valvole a sfera manuale	Manuelle Kugelhähne	35
Actuated ball valves	驱动球阀	Valvole a sfera attuate	Kugelhähne mit Antrieben	49
Check valves	逆止阀	Valvole di ritegno	Rückschlagventile	62
Swing check valves	片式止回阀	Valvole a clapet	Rückschlagklappen	76
Manual butterfly valves	手动蝶阀	Valvole a farfalla manuale	Manuelle Absperrklappen	79
Gear operated butterfly valves	带手轮齿轮箱蝶阀	V. a farfalla con ridutt. manuale	Absperrklappen mit Handgetriebe	87
Actuated butterfly valves	驱动蝶阀	Valvole a farfalla attuate	Absperrklappen mit Stellantrieben	89
Hydraulic valves	液压阀	Valvola idraulica	Hydraulik-Ventil	101
Air/Vacuum relief valve	空气/真空解除阀	Valvole di sfiato aria	Belüftungsventil	107
Purge valves	取样阀	Valvole di spurgo	Entlüftungsventil	109

PVC-U PIPES	PVC-U管子	PVC-U PIPES	PVC-U PIPES	PAG.
Pipes	管子	Pipes	Pipes	110

INFORMATION	资料	INFORMAZIONI	INFORMATION	PAG.
Conversion tables	换算表	Tavole conversioni	Umwandlungstabellen	114
Chemical resistances	化学耐腐性	Resistenze chimiche	Chemische Beständigkeit	116

PVC-U FITTINGS
Solvent Socket, threaded & adaptor

PVC-U管件
平口连件、牙口式&适配管件

ACCESSORI IN PVC-U
Incollagio, filetto e misti

PVC-U FITTINGE
Klebe-, Gewinde- und Übergangsfittinge

Information	目录	Informazioni	Information	3
Elbows	弯头	Gomiti	Winkel	7
Bends	弧形弯头	Curve	Bogen	10
Tees	三通	Ti	T-Stücke	11
Crosses	四通	Croci	Kreuze	13
Adaptor sockets	二通	Manicotti	Verbindungsmuffen	14
Reducers	变径	Riduzioni	Reduktionen	15
Flanges	法兰	Flange	Flansche	17
Screws	紧固件	Viteria	Schrauben	21
Caps	管帽	Calotte	Kappen / Stopfen	22
Nipples	螺纹接头	Nippli	Nippel	23
Unions	由任（活接头）	Bocchettoni	Verschraubungen	27
Victaulic® coupling	Victaulic 接头	Connessione Victaulic®	Victaulic® Kupplung	29
Sight glasses	视镜	Visori per liquidi	Schaugläser	30
Solvent cement/cleaner/tape	胶水／清洁剂／胶带	Collanti/solventi/nastri	Kleber/Reiniger/Bänder	31

Cepex®

CODE LEGEND
代码说明
LEGENDA DEI CODICI
LEGENDE DER CODES

UP.01.SFTR

MATERIAL / 材质 MATERIALI / MATERIAL

UP PVC-U

FIGURE # / 名称 N° DI FIGURA / FIGUR

01 90° elbows
90° 弯头
Gomiti 90°
90° Winkel

02 45° elbows
45° 弯头
Gomiti 45°
45° Winkel

03 90° tees
90°三通
Ti 90°
90° T-Stück

04 Reducing tees
变径三通
Ti ridotte
Reduziertes T-Stück

(...)

CONNECTIONS / 连接方式 CONNESSIONI / ANSCHLUSS

F Female
内插式
Femmina
Muffe

M Male
外插式
Maschio
Stutzen

S Solvent
溶剂(平口.需粘接的)
Incollaggio
Klebverbindung

T Threaded
牙口式
Filetto
Gewindeverbindung

R Reinforcement
加固
Rinforzo
Verstärkt

G Reducing
变径
Riduzione
Reduktion

SPI Spigot connection
承插连接
Conness. portagomma
Schauchtülle

PE PE connection
PE连接
Connessione PE
PE-Anschluss

RJ Rubber ring joint
橡胶垫片
Guarnizione elastica
Dichtringkupplung

FLG Flanged connection
法兰连接
Connessione flangiata
Flanschanschluss

VT Victaulic® connection
Victualic® 连接
Connessione Victaulic®
Victaulic® - Kupplung

LEGEND
说明
LEGENDA
LEGENDE

* Resale product
* Produit commercialisé
* Prodotto commercializzato
* Kommerzielles Zusatzprogramm

FEATURES

- Material: PVC-U.
- Injection moulding.
- Density: 1,4 g/cm³.
- Color: Grey RAL 7024.
- Dimensions: socket fittings D16 to D315 and threaded fittings from ¼″ to 4″.
- Dimensions:
  Socket fittings according to EN 1452-3.
  Threaded fittings according to ISO 7/1.
- For tubes according to EN 1452-2
- Socket fittings: we recommend solvent cement THF basis.
- Threaded fittings: in order to guarantee the watertightness, Teflon® thread-wrap tape must be used. In PVC-U metal unions, use PVC-U as the male.

特征

- 材质：PVC-U.
- 喷射模型法
- 密度：1,4 g/cm³.
- 颜色：RAL 7024.灰色
- 生产尺寸：插管式配件D16－D315
  牙口式配件¼″－4″.
- 尺寸：插管式配件符合EN1452-3.
  牙口式配件符合ISO7/1.
- 管件符合EN 1452-2
- 插管式配件：我们推荐THF基胶水
- 牙口式配件：为防止漏水，必须用Teflon®胶带，在PVC-U金属由任中，使用PVC-U作为插件.

CARATTERISTICHE

- Materiale: PVC-U
- Stampaggio per iniezione.
- Densità: 1,4 g/cm³.
- Colore: Grigio RAL 7024.
- Dimensioni: accessori ad incollagio da D16 a D315 e accessori filettati da ¼″ a 4″.
- Dimensioni:
  Accessori ad incollagio: secondo la norma EN 1452-3.
  Accessori filettati: secondo la norma ISO 7/1.
- Per installazionecon tubi secondo la norma EN 1452-2.
- Accessori ad incollagio:si raccomanda l'uso di collanti a base di THF.
- Accessori filettati: si raccomanda l'uso di nastro Teflon® . Per unioni PVC-U-metallo, si raccomanda che il maschio sia il PVC-U.

TECHNISCHE EIGENSCHAFTEN

- Material: PVC-U.
- Spritzgussgeformt.
- Dichte: 1,4 g/cm³.
- Farbe: Grau RAL 7024.
- Dimensionen: klebefittings von D16 bis D315 und gewindefittings von ¼″ bis 4″.
- Dimensionen:
  Klebefittinge und Kenndaten gemäß EN 1452-3.
  Gewindefittinge und Kenndaten gemäß ISO 7/1.
- Für Rohre gemäß EN 1452-2.
- Klebefittinge: Kleber auf THF-Basis zu empfehlen.
- Gewindefittinge: Verwendung von Teflon® -Bändern zu empfehlen.Im Fall von Verbindungen PVC-Metall soll der Anschluss-Stutzen aus PVC sein.

- Since 1989 AENOR certificate group 1.
  Since 1993 covers the whole range of solvent socket pressure fittings meeting UNE 53112.
  Since 2001 according to EN 1452-3.
- 自1989 年AENOR一等证书
  自1993年包括符合UNE 53112的全系列的（平口）承压管件
  自2001符合 EN 1452-3.
- Dal 1989, certificato de qualità AENOR gruppo 1.
  Dal 1993 comprende tutta la gamma di accessori a pressione per incollagio, secondo la norma UNE 53112.
  Dal 2001 secondo la norma EN 1452-3.
- Seit 1989, AENOR Zertifikat der Gruppe 1.
  Seit 1993 ist das gesamte Klebe-Druckfitting-Programm gemäß UNE 53112 zertifiziert.
  Seit 2001 gemäß EN 1452-3.

- AFNOR certificate covers the references shown with [1]
- AFNOR 证书（NF法国标识质量）
- Certificaizone AFNOR per gli articoli identificati con[1]
- AFNOR Zertifikat für alle Artikel mit [1]-Qualitätssiegel



- WRAS (Water Regulations Advisory Scheme) certificate.
- WRAS(水资源管理咨询组织)证书
- Certificazione WRAS (Water Regulations Advisory Scheme).
- Zertifikat WRAS (Water Regulations Advisory Scheme).

- KIWA certificate covers the references shown with [2]
- KIWA证书，荷兰
- Certificazione KIWA per gli articoli identificati con [2]
- KIWA Zertifikat für alle Artikel mit [2]-Qualitätssiegel

PVC-U SOLVENT SOCKET RECOMMENDATIONS

See norm UNE ENV 1452-6: Practices recommended for the installation.

A. Pipe measure calculation:
$l = d - (Z_1 + Z_2)$

B. Cut the pipe: always use the correct tools to cut the pipe. Make sure the cut is square.

C. Chamfer (Fig. 1).

D. Clean pipe and fittings with cleaner. Use a dry clean paper or cloth. The surface should have a matt finish. Do not touch the clean surface.

PVC-U平口粘接的建议

详见标准 UNE ENV 1452-6:按推荐的方式进行安装

A. 直管测量计算
$l = d - (Z_1 + Z_2)$

B. 切管:使用正确的工具切管.确保切口平整

C. 斜切(图表1)

D. 用清洁剂清洗直管和配件.使用干燥洁净的纸或布.表面需涂无光漆.不要摸洁净的表面.

RACCOMANDAZIONI PER L'INCOLLAGIO DI PVC-U

Vedere norma EN 1452-6: Pratiche raccomandate per l'installazione

A. Determinare la lunghezza del tubo:
$l = d - (Z_1 + Z_2)$

B. Tagliare il tubo: garantire un taglio perpendicolare all'asse del tubo, utilizzando gli utensili adeguati.

C. Smussare (Fig. 1).

D. Pulire il tubo ed i raccordi con il solvente specifico. Utilizzare carta assorbente o un panno pulito. La superficie deve risultare liscia. Non toccare la superficie pulita

KLEBEANLEITUNG

Siehe Norm UNE ENV 1452-6: Hinweise für die Installation.

A. Rohrlänge gem. Formel festlegen:
$l = d - (Z_1 + Z_2)$

B. Rohr abschneiden: mit entsprechenden Werkzeugen einen senkrechten Schnitt zur Rohrachse ausführen

C. Rohrende anfasen (Fig. 1).

D. Rohr und Fitting mit einem Lösungsmittel (Reiniger) reinigen. Dazu ein saugfähiges Stück Papier oder einen sauberen Lappen verwenden. Die gereinigte Oberfläche muss matt sein und sollte nicht mehr berührt werden.

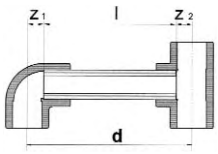

A

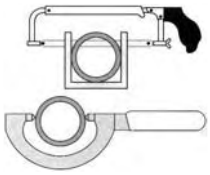
B

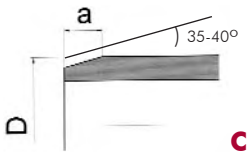

C

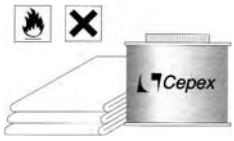

D

E


F

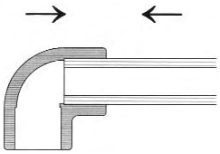
G



H

表1

	mm	mm	mm	mm
D	16	20 - 50	63 - 225	250 - 315
a	1 - 2	2-4	4-6	5-7

表2

D	16 - 32	40 - 63	75 - 315
Brush Pinceau Pennello Bürste	Ø 8	25x3	50x5

表3

	bar	h
Test		
PN 10	15	15
PN 16	21	24

E. Check adhesive: adhesive must run well after shaking. Keep both cleaner and adhesive in a cool dry place.

F. Apply the adhesive in the tube and in the fitting with a suitable brush (Fig. 2).

G. Join fitting and pipe: hold them for a moment. Before 1 minute once the adhesive has been applied, insert the fitting without turning. Eliminate any excess adhesive.

H. Drying time: 1h/bar approximately. Depending on environtmental temperature and tolerance.

E. 检查粘合剂:粘合剂应摇匀后使用.将清洁剂和粘合剂放在干燥阴凉处.

F. 纵向涂抹粘合剂(见表2)

G. 连接直管和配件:持续握住它们一段时间.在涂抹粘合剂一分钟内将配件插入,不要扭转.搽去多余的粘合剂.

H. 晾干时间:大约1小时/bar,视环境温度和公差而定.

E. Verificare il collante: dopo averlo agitato deve fluire facilmente. Conservare il solvente e il collante in luogo fresco e asciutto

F. Applicare il collante sia sul tubo che sul raccordo in senso assiale utilizzando un pennello adeguato. (Fig. 2).

G. Unire raccordi e tubo: mantenerli uniti alcuni istanti. Introdurre fino alla battuta senza ruotare prima che sia trascorso 1 minuto dalla applicazione del collante. Eliminare il collante in eccesso

H. Tempo di essiccamento: approssimativamente 1 h./bar. Dipende dalla temperatura dell'ambiente e dalle tolleranze.

E. Kleber überprüfen: Dieser muss nach dem Schütteln leicht abfliessen. Kleber und Reiniger an einem kühlen Ort aufbewahren.

F. Kleber auf Rohr und Fitting in Richtung der Rohrachse gleichmäßig auftragen. (Fig. 2).

G. Klebevorgang: Nach Auftragen des Klebers, und ohne zu drehen vor Ablauf einer Minute zusammenfügen. Rohr und Fitting einige Augenblicke festhalten, Kleberreste entfernen.

H. Trocknungsdauer ca. 1 Stunde/bar Druck. Hängt von Umgebungstemperatur und Toleranz ab. Siehe Fig. 3

TECHNICAL CHARACTERISTICS

Working pressure at 20°C (73°F) water temperature:

Socket unions
- D16 - D140: PN 16
- D160 - D315: PN 10

Threaded unions
- PN 10

技术特点

工作压力20°C (73°F)水温:

平口式由任
- D16 - D140: PN 16
- D160 - D315: PN 10

牙口式由任
- PN 10

CARATTERISTICHE TECNICHE

Presione di esercizio a 20°C (73°F) temperatura dell'aqua:

Unioni a incollagio
- D16 - D140: PN 16
- D160 - D315: PN 10

Unioni a filetto
- PN 10

TECHNISCHE EIGENSCHAFTEN

Arbeitsdruck bei 20°C (73°F) Wassertemperatur:

Klebeverbindungen
- D16 - D140: PN 16
- D160 - D315: PN 10

Gewindeverbindungen
- PN 10

PRESSURE / TEMPERATURE GRAPH

压力/温度表

DIAGRAMMA PRESSIONE / TEMPERATURA

DRUCK-TEMPERATUR-DIAGRAMM

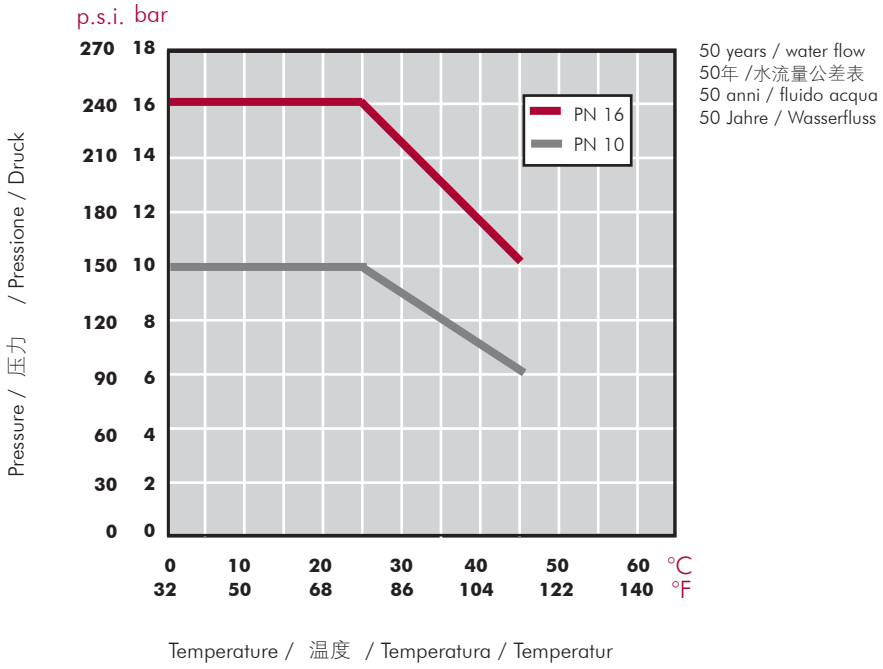

TOLERANCE GRAPH (mm x D solvent socket) EN 1452

公差表 (mm x D à coller) EN 1452

DIAGRAMMA TOLLERANZE (mm x D incollaggio) EN 1452

TOLERANZEN (mm x D Klebemuffe) EN 1452

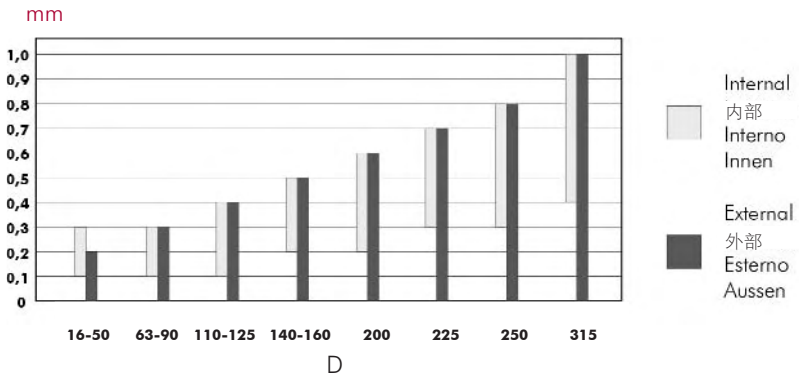

Elbows - 弯头 - Gomiti - Winkel

UP. 01. SF

- 90° Elbow
- Female solvent socket
- Metric series

- 90° 弯头
- 平口连接
- 公制系列

- Gomito 90°
- Incollagio femmina
- Serie metrica

- Winkel 90°
- Klebemuffe / Klebemuffe
- Metrische Serie

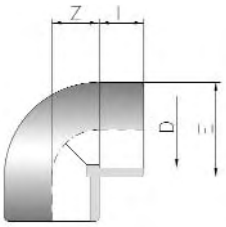

D	CODE	REF.	DN	PN	L	Z	E
16	11655	05 01 016	10	16	14	10	25
20	01712	05 01 020 [1 2]	15	16	16	11	27
25	01713	05 01 025 [1 2]	20	16	19	14	33
32	01714	05 01 032 [2]	25	16	22	17	41
40	01715	05 01 040 [2]	32	16	26	21	50
50	01716	05 01 050 [1 2]	40	16	31	26	61
63	01717	05 01 063 [2]	50	16	38	33	76
75	01718	05 01 075 [2]	65	16	44	39	90
90	01719	05 01 090 [2]	80	16	51	46	108
110	01720	05 01 110	100	16	61	56	131
125	01721	05 01 125	110	16	69	64	148
140	01722	05 01 140	125	16	76	71	164
160	01723	05 01 160	150	10	86	81	180
200	01724	05 01 200	175	10	106	101	225
225	01725	05 01 225	200	10	119	114	252
250	01726	05 01 250	225	10	131	126	284
315	01727	05 01 315	300	10	164	159	352

UP. 01. SFT

- 90° Elbow
- Female solvent socket & BSP female thread
- Metric series

- 90° 弯头
- 平口连接& BSP内螺纹
- 公制系列

- Gomito 90°
- Incollagio femmina e filetto femmina BSP
- Serie metrica

- Übergangswinkel 90°
- Klebemuffe/Innengewinde BSP
- Metrische Serie

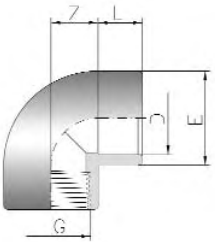

D x G	CODE	REF.	DN	PN	L	Z	E
20 x ½″	01728	05 01 420	15	10	16	11	28
25 x ¾″	01729	05 01 425	20	10	19	14	34
32 x 1″	01730	05 01 432	25	10	22	17	43
40 x 1¼″	01731	05 01 440	32	10	26	21	54
50 x 1½″	01732	05 01 450	40	10	31	26	63
63 x 2″	01733	05 01 463	50	10	38	33	78
75 x 2½″	22596	05 01 475	65	10	44	40	89
90 x 3″	22597	05 01 490	80	10	51	48	106
110 x 4″	22598	05 01 510	100	10	61	58	129

UP. 01. SFTR

- 90° Reinforced elbow
- Female solvent socket & BSP female thread
- Metric series

- 90° 加固弯头
- 平口连接&BSP内螺纹 不锈钢加固
- 公制系列

- Gomito 90° rinforzato
- Incollagio femmina e filetto femmina BSP
- Serie metrica

- Übergangwinkel 90° verstärkt
- Klebemuffe/Innengewinde BSP
- Metrische Serie

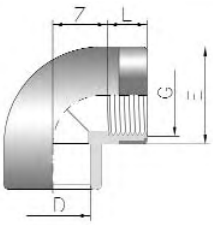

D x G	CODE	REF.	DN	PN	L	Z	E
20 x ½″	01740	05 01 820	15	16	16	11	28
25 x ¾″	01741	05 01 825	20	16	19	14	34
32 x 1″	01742	05 01 832	25	16	22	17	43
40 x 1¼″	01743	05 01 840	32	16	26	21	54
50 x 1½″	01744	05 01 850	40	16	31	26	63
63 x 2″	01745	05 01 863	50	16	38	33	78

UP. 01. FT

- 90° Elbow
- BSP female thread

- 90°弯头
- BSP内螺纹

- Gomito 90°
- Filetto femmina BSP

- Winkel 90°
- Innengewinde BSP/Innengewinde BSP

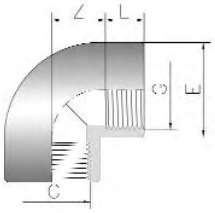

G	CODE	REF.	DN	PN	L	Z	E
½″	01734	05 01 620	15	10	16	11	28
¾″	01735	05 01 625	20	10	19	14	34
1″	01736	05 01 632	25	10	22	17	43
1¼″	01737	05 01 640	32	10	26	21	54
1½″	01738	05 01 650	40	10	31	26	63
2″	01739	05 01 663	50	10	38	33	78
2½″	22587	05 01 675	65	10	30	54	89
3″	22588	05 01 690	80	10	33	66	106
4″	22589	05 01 710	100	10	39	80	129

UP. 29. SFG

- 90° Reducing elbow
- Female solvent socket
- Metric series

- 90°变径弯头
- 平口连接
- 公制系列

- Gomito 90° ridotto
- Incollagio femmina
- Serie metrica

- Reduzierwinkel 90°
- Klebemuffe/Klebemuffe
- Metrische Serie

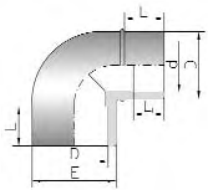

D x D - d	CODE	REF.	DN	PN	L	L_1	E
50 x 50 - 40	02237	05 29 050	40	16	31	26	61
63 x 63 - 50	02238	05 29 063	50	16	38	31	76

UP. 29. SMT

- 90° Elbow
- Female solvent socket & BSP male thread
- Metric series

- 90°变径弯头
- 平口连接 & BSP外螺纹
- 公制系列

- Gomito 90°
- Incollagio femmina e filetto maschio BSP
- Serie metrica

- Winkel 90°
- Klebemuffe/Aussengewinde BSP
- Metrische Serie

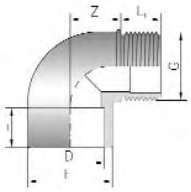

D x G	CODE	REF.	DN	PN	L_1	L	E	Z
50 x 1½"	02239	05 29 450	40	10	21	31	61	38
63 x 2 "	02240	05 29 463	50	10	25	38	76	47

UP. 02. SF

- 45° Elbow
- Female solvent socket
- Metric series

- 45°弯头
- 平口连接
- 公制系列

- Gomito 45°
- Incollagio femmina
- Serie metrica

- Winkel 45°
- Klebemuffe/Klebemuffe
- Metrische Serie

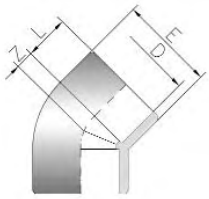

D	CODE	REF.	DN	PN	L	Z	E
16	16307	05 02 016	10	16	14	5	22
20	01746	05 02 020 [1 2]	15	16	16	5	28
25	01747	05 02 025 [1 2]	20	16	19	6	35
32	01748	05 02 032 [1 2]	25	16	22	8	43
40	01749	05 02 040 [1 2]	32	16	26	10	52
50	01750	05 02 050 [2]	40	16	31	12	61
63	01751	05 02 063 [2]	50	16	38	14	76
75	01752	05 02 075 [2]	65	16	44	17	93
90	01753	05 02 090 [2]	80	16	51	20	109
110	01754	05 02 110	100	16	61	24	133
125	01755	05 02 125	110	16	69	27	148
140	01756	05 02 140	125	16	76	30	164
160	01757	05 02 160	150	10	86	34	180
200	01758	05 02 200	175	10	106	43	225
225	01759	05 02 225	200	10	119	48	252
250	01760	05 02 250	225	10	131	53	284
315	01761	05 02 315	300	10	164	67	352

UP. 02. SFT

- 45° Elbow
- Female solvent socket & BSP female thread
- Metric series

- 45°弯头
- 平口连接& BSP内螺纹
- 公制系列

- Gomito 45°
- Incollagio femmina e filetto femmina BSP
- Serie metrica

- Übergangswinkel 45°
- Klebemuffe/Innengewinde BSP
- Metrische Serie

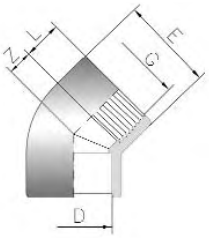

D x G	CODE	REF.	DN	PN	L	Z	E
20 x ½"	01762	05 02 420	15	10	16	5	28
25 x ¾"	01763	05 02 425	20	10	19	6	34
32 x 1"	01764	05 02 432	25	10	22	8	43
40 x 1¼"	01765	05 02 440	32	10	26	10	54
50 x 1½"	01766	05 02 450	40	10	31	12	63
63 x 2"	01767	05 02 463	50	10	38	14	78
75 x 2½"	22599	05 02 475	65	10	44	18	89
90 x 3"	22600	05 02 490	80	10	51	21	106
110 x 4"	22601	05 02 510	100	10	61	25	128

UP. **02**. SFTR

- 45° Reinforced elbow
- Female solvent socket & BSP female thread
- Metric series

- 45°弯头
- 平口连接& BSP内螺纹不锈钢加固
- 公制系列

- Gomito 45° rinforzato
- Incollagio femmina e filetto femmina BSP
- Serie metrica

- Übergangswinkel 45° verstärkt
- Klebemuffe/Innengewinde BSP
- Metrische Serie

D x G	CODE	REF.	DN	PN	L	Z	E
20 x ½″	01774	05 02 820	15	16	16	5	28
25 x ¾″	01775	05 02 825	20	16	19	6	34
32 x 1″	01776	05 02 832	25	16	22	8	43
40 x 1¼″	01777	05 02 840	32	16	26	10	54
50 x 1½″	01778	05 02 850	40	16	31	12	63
63 x 2″	01779	05 02 863	50	16	38	14	78

UP. **02**. FT

- 45° Elbow
- BSP female thread

- 45° 弯头
- BSP 内螺纹

- Gomitto 45°
- Filetto femmina BSP

- Winkel 45°
- Innengew. BSP/Innengew. BSP

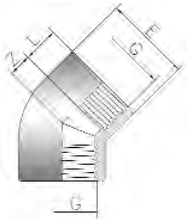

G	CODE	REF.	DN	PN	L	Z	E
½″	01768	05 02 620	15	10	16	5	28
¾″	01769	05 02 625	20	10	19	6	34
1″	01770	05 02 632	25	10	22	8	43
1¼″	01771	05 02 640	32	10	26	10	54
1½″	01772	05 02 650	40	10	31	12	63
2″	01773	05 02 663	50	10	38	14	78
2½″	22590	05 02 675	65	10	30	32	89
3″	22591	05 02 690	80	10	34	39	106
4″	22592	05 02 710	100	10	40	47	129

UP. **30**. SFG

- 45° Reducing elbow
- Female and male solvent socket
- Metric series

- 45°变径弯头
- 平口连接
- 公制系列

- Gomito 45° ridotto
- Incollagio femmina e maschio
- Serie metrica

- Reduzierwinkel 45°
- Klebemuffe/klebestutzen
- Metrische Serie

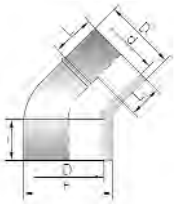

D x D - d	CODE	REF.	DN	PN	L	L_1	E
50 x 50 - 40	02241	05 30 050	32	16	31	26	61
63 x 63 - 50	02242	05 30 063	40	16	38	31	76

Bends - 弧形弯头 - Curve - Bogen

UP. 35. SF

- 45° Bend
- Female solvent socket
- Metric series

- 45°弧形弯头
- 平口连接
- 公制系列

- Curva 45°
- Incollagio femmina
- Serie metrica

- Bogen 45°
- Klebemuffe/Klebemuffe
- Metrische Serie

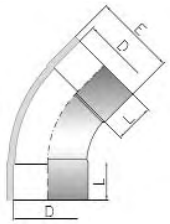

D	CODE	REF.	DN	PN	L	E
315	05348	05 35 315 *	300	4	165	348
400	05349	05 35 400 *	353	4	206	432

UP. 08. SF

- 90° Bend
- Female solvent socket
- Metric series

- 90°弧形弯头
- 平口连接
- 公制系列

- Curva 90°
- Incollagio femmina
- Serie metrica

- Bogen 90°
- Klebemuffe/Klebemuffe
- Metrische Serie

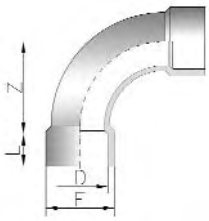

D	CODE	REF.	DN	PN	L	Z	E
20	01967	05 08 020	15	16	16	40	27
25	01968	05 08 025	20	16	19	50	33
32	01969	05 08 032	25	16	22	64	41
40	01970	05 08 040	32	16	26	80	50
50	01971	05 08 050	40	16	31	100	61
63	01972	05 08 063	50	16	38	126	76
75	01973	05 08 075	65	16	44	150	90
90	05331	05 08 090	80	16	51	180	113
110	05332	05 08 110 *	100	16	61	134	132
125	05333	05 08 125 *	110	10	69	186	150
140	05334	05 08 140 *	125	10	76	166	164
160	05335	05 08 160 *	150	10	86	194	186
200	05336	05 08 200 *	175	4	106	284	223
225	05337	05 08 225 *	200	4	119	296	251
250	05338	05 08 250 *	225	4	131	334	275
315	05339	05 08 315 *	300	4	165	520	348
400	05340	05 08 400 *	353	4	206	614	432

Tees - 三通 - Ti - T-Stücke

UP. 03. SF

- 90° Tee
- Female solvent socket
- Metric series

- 90°三通
- 平口连接
- 公制系列

- Ti 90°
- Incollagio femmina
- Serie metrica

- T-Stück 90°
- 3 Klebemuffen
- Metrische Serie

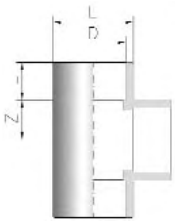

D	CODE	REF.	DN	PN	L	Z	E
16	16308	05 03 016	10	16	14	9	22
20	01780	05 03 020 [1] [2]	15	16	16	11	27
25	01781	05 03 025 [1] [2]	20	16	19	14	33
32	01782	05 03 032 [1] [2]	25	16	22	17	41
40	01783	05 03 040 [1] [2]	32	16	26	21	50
50	01784	05 03 050 [1] [2]	40	16	31	26	63
63	01785	05 03 063 [1] [2]	50	16	38	33	78
75	01786	05 03 075 [2]	65	16	44	39	90
90	01787	05 03 090 [2]	80	16	51	46	108
110	01788	05 03 110	100	16	61	56	131
125	01789	05 03 125	110	16	69	64	148
140	01790	05 03 140	125	16	76	71	164
160	01791	05 03 160	150	10	86	81	186
200	01792	05 03 200	175	10	106	101	228
225	01793	05 03 225	200	10	119	114	255
250	01794	05 03 250	225	10	131	126	284
315	01795	05 03 315	300	10	164	159	356
400	05328	05 03 400 *	325	4	206	280	432

UP. 03. SFT

- 90° Tee
- Female solvent socket & BSP female thread
- Metric series

- 90°三通
- 平口连接& BSP内螺纹
- 公制系列

- Ti 90°
- Incollagio femmina e filetto femmina BSP
- Serie metrica

- Übergangs T-Stück 90°
- 2 Klebemuffen/Innengewinde BSP
- Metrische Serie

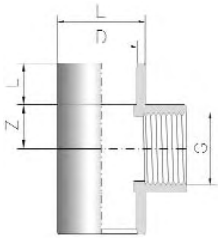

D x G	CODE	REF.	DN	PN	L	Z	E
20 x ½"	01796	05 03 420	15	10	16	11	28
25 x ¾"	01797	05 03 425	20	10	19	14	34
32 x 1"	01798	05 03 432	25	10	22	17	43
40 x 1¼"	01799	05 03 440	32	10	26	21	54
50 x 1½"	01800	05 03 450	40	10	31	26	63
63 x 2"	01801	05 03 463	50	10	38	33	78
75 x 2½"	22602	05 03 475	65	10	44	39	89
90 x 3"	22603	05 03 490	80	10	51	47	106
110 x 4"	22604	05 03 510	100	10	61	57	129

UP. 03. SFTR

- 90° Reinforced tee
- Female solvent socket & BSP female thread
- Metric series

- 90°加固三通
- 平口连接& BSP内螺纹
不锈钢加固
- 公制系列

- Ti 90° rinforzata
- Incollagio femmina e filetto femmina BSP
- Serie metrica

- Übergangs T-Stück 90° verstärkt
- 2 Klebemuffe/Innengewinde BSP
- Metrische Serie

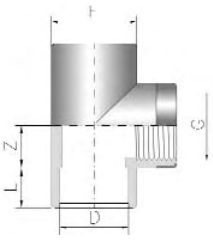

D x G	CODE	REF.	DN	PN	L	Z	E
20 x ½"	01808	05 03 820	15	16	16	11	28
25 x ¾"	01809	05 03 825	20	16	19	14	34
32 x 1"	01810	05 03 832	25	16	22	17	43
40 x 1¼"	01811	05 03 840	32	16	26	21	54
50 x 1½"	01812	05 03 850	40	16	31	26	63
63 x 2"	01813	05 03 863	50	16	38	33	78

UP. 03. FT

- 90° Tee
- BSP female thread

- 90°三通
- BSP 内螺纹

- Ti 90°
- Filetto femmina BSP

- T-Stück 90°
- 3 Innengewinde BSP

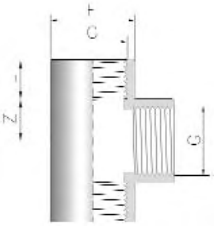

G	CODE	REF.	DN	PN	L	Z	E
½"	01802	05 03 620	15	10	16	11	28
¾"	01803	05 03 625	20	10	19	14	34
1"	01804	05 03 632	25	10	22	17	43
1¼"	01805	05 03 640	32	10	26	21	54
1½"	01806	05 03 650	40	10	31	26	63
2"	01807	05 03 663	50	10	38	33	78
2½"	22593	05 03 675	65	10	30	53	89
3"	22594	05 03 690	80	10	34	65	106
4"	22595	05 03 710	100	10	40	79	129

UP. **04**. SFG

- 90° Reducing tee
- Female solvent socket
- Metric series

- 90°异径三通
- 平口连接
- 公制系列

- Ti 90° ridotta
- Incollagio femmina
- Serie metrica

- T-Stück 90° reduziert
- 3 Klebemuffen
- Metrische Serie

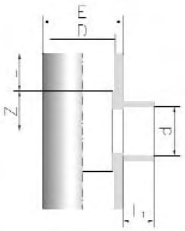

D x d	CODE	REF.	DN	PN	L	L_1	Z	E
25 x 20	01814	05 04 025	20 - 15	16	19	16	14	33
32 x 25	01815	05 04 032	25 - 20	16	22	19	17	41
32 x 20	01816	05 04 033	25 - 15	16	22	16	17	41
40 x 32	01817	05 04 040	32 - 25	16	26	22	21	50
40 x 25	01818	05 04 041	32 - 20	16	26	19	21	50
40 x 20	01819	05 04 042	32 - 15	16	26	16	21	50
50 x 40	01820	05 04 050	40 - 32	16	31	26	26	61
50 x 32	01821	05 04 051	40 - 25	16	31	22	26	61
50 x 25	01822	05 04 052	40 - 20	16	31	19	26	61
50 x 20	01823	05 04 053	40 - 15	16	31	16	26	61
63 x 50	01824	05 04 063	50 - 40	16	38	31	33	76
63 x 40	01825	05 04 064	50 - 32	16	38	26	33	76
63 x 32	01826	05 04 065	50 - 25	16	38	22	33	76
63 x 25	01827	05 04 066	50 - 20	16	38	19	33	76
63 x 20	01828	05 04 067	50 - 15	16	38	16	33	76
75 x 63	01829	05 04 075	65 - 50	16	44	38	39	90
75 x 50	01830	05 04 076	65 - 40	16	44	31	39	90
75 x 40	01831	05 04 077	65 - 32	16	44	26	39	90
75 x 32	01832	05 04 078	65 - 25	16	44	22	39	90
90 x 75	01833	05 04 090	80 - 65	16	51	44	46	108
90 x 63	01834	05 04 091	80 - 50	16	51	38	46	108
90 x 50	01835	05 04 092	80 - 40	16	51	31	46	108
90 x 40	01836	05 04 093	80 - 32	16	51	26	46	108
110 x 90	01837	05 04 110	100 - 80	16	61	51	56	131
110 x 75	01838	05 04 111	100 - 65	16	61	44	56	131
110 x 63	01839	05 04 112	100 - 50	16	61	38	56	131
110 x 50	01840	05 04 113	100 - 40	16	61	31	56	131
125 x 110	01841	05 04 125	110 - 100	16	69	61	64	149
125 x 90	01842	05 04 126	110 - 80	16	69	51	64	149
125 x 75	01843	05 04 127	110 - 65	16	69	44	64	149
125 x 63	01844	05 04 128	110 - 50	16	69	38	64	149
140 x 125	01845	05 04 140	125 - 110	16	76	69	71	162
140 x 110	01846	05 04 141	125 - 100	16	76	61	71	162
140 x 90	01847	05 04 142	125 - 80	16	76	51	71	162
140 x 75	01848	05 04 143	125 - 65	16	76	44	71	162
160 x 140	07688	05 04 160	150 - 125	10	86	76	81	186
160 x 125	07689	05 04 161	150 - 110	10	86	69	81	186
160 x 110	07690	05 04 162	150 - 100	10	86	61	81	186
160 x 90	07691	05 04 163	150 - 80	10	86	51	81	186

UP. **04**. SFTG

- 90° Reducing tee
- Female solvent socket & BSP female thread
- Metric series

- 90°异径三通
- 平口连接& BSP内螺纹
- 公制系列

- Ti 90° ridotta
- Incollagio femmina e filetto femmina BSP
- Serie metrica

- Übergangs T-Stück 90° reduziert
- 2 Klebemuffen/Innengewinde BSP
- Metrische Serie

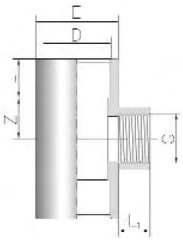

D x G	CODE	REF.	DN	PN	L	L_1	Z	E
25 x ½″	01849	05 04 425	20 - 15	10	19	16	14	33
32 x ¾″	01850	05 04 432	25 - 20	10	22	19	17	41
32 x ½″	01851	05 04 433	25 - 15	10	22	16	17	41
40 x 1″	01852	05 04 440	32 - 25	10	26	22	21	50
40 x ¾″	01853	05 04 441	32 - 20	10	26	19	21	50
40 x ½″	01854	05 04 442	32 - 15	10	26	16	21	50
50 x 1¼″	01855	05 04 450	40 - 32	10	31	26	26	61
50 x 1″	01856	05 04 451	40 - 25	10	31	22	26	61
50 x ¾″	01857	05 04 452	40 - 20	10	31	19	26	61
50 x ½″	01858	05 04 453	40 - 15	10	31	16	26	61
63 x 1½″	01859	05 04 463	50 - 40	10	38	31	33	76
63 x 1¼″	01860	05 04 464	50 - 32	10	38	26	33	76
63 x 1″	01861	05 04 465	50 - 25	10	38	22	33	76
63 x ¾″	01862	05 04 466	50 - 20	10	38	19	33	76
63 x ½″	01863	05 04 467	50 - 15	10	38	16	33	76
75 x 2″	01864	05 04 475	65 - 50	10	44	38	39	90
75 x 1½″	01865	05 04 476	65 - 40	10	44	31	39	90
75 x 1¼″	01866	05 04 477	65 - 32	10	44	26	39	90
75 x 1″	01867	05 04 478	65 - 25	10	44	22	39	90
90 x 2½″	01868	05 04 490	80 - 65	10	51	44	46	108
90 x 2″	01869	05 04 491	80 - 50	10	51	38	46	108
90 x 1½″	01870	05 04 492	80 - 40	10	51	31	46	108
90 x 1¼″	01871	05 04 493	80 - 32	10	51	26	46	108

UP. **36**. SF

- 45° Tee
- Female solvent socket
- Metric series

- 45°三通
- 平口连接
- 公制系列

- Ti 45°
- Incollagio femmina
- Serie metrica

- T-Stück 45°
- 3 Klebemuffen
- Metrische Serie

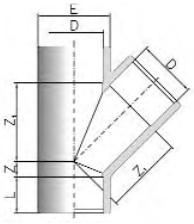

D	CODE	REF.	DN	PN	L	Z	Z_1	E
20	22583	05 36 020 *	15	16	16	7	29	28
25	22584	05 36 025 *	20	16	19	7	36	34
32	22585	05 36 032 *	25	16	22	8	44	42
40	22586	05 36 040 *	32	16	26	10	54	51
50	20155	05 36 050	40	10	31	13	67	61
63	20156	05 36 063	50	10	38	15	83	76

Crosses - 四通 - Croci - Kreuze

UP. **28**. SF

- Cross
- Female solvent socket
- Metric series

- 四通
- 平口连接
- 公制系列

- Croci
- Incollagio femmina
- Serie metrica

- Kreuzstück
- 4 Klebemuffen
- Metrische Serie

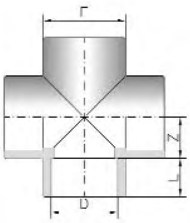

D	CODE	REF.	DN	PN	L	Z	E
20	20143	05 28 020	15	16	16	11	29
25	20144	05 28 025	20	16	19	14	35
32	20145	05 28 032	25	16	22	17	43
40	20146	05 28 040	32	16	26	21	52
50	02235	05 28 050	40	16	31	26	63
63	02236	05 28 063	50	16	38	33	79
90	22581	05 28 090	80	16	51	46	106
110	22582	05 28 110	100	16	61	56	130

Adaptor sockets - 二通（直接头）- Manicotti - Verbindungsmuffen

UP. 05. SF

- Socket
- Female solvent socket
- Metric series

- 二通
- 平口连接
- 公制系列

- Manicotto
- Incollagio femmina
- Serie metrica

- Muffe egal
- Klebemuffe/Klebemuffe
- Metrische Serie

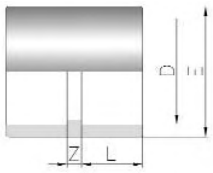

D	CODE	REF.	DN	PN	L	Z	E
16	16309	05 05 016	10	16	14	3	22
20	01872	05 05 020 [1 2]	15	16	16	3	27
25	01873	05 05 025 [1 2]	20	16	19	3	33
32	01874	05 05 032 [1 2]	25	16	22	3	41
40	01875	05 05 040 [1 2]	32	16	26	3	50
50	01876	05 05 050 [1 2]	40	16	31	3	61
63	01877	05 05 063 [1 2]	50	16	38	3	75
75	01878	05 05 075 [1 2]	65	16	44	4	90
90	01879	05 05 090 [1 2]	80	16	51	5	108
110	01880	05 05 110 [1]	100	16	61	6	131
125	01881	05 05 125 [1]	110	16	69	7	148
140	01882	05 05 140 [1]	125	16	76	9	164
160	01883	05 05 160 [1]	150	10	86	9	180
200	01884	05 05 200	175	10	106	10	225
225	01885	05 05 225	200	10	119	10	252
250	01886	05 05 250	225	10	131	12	280
315	01887	05 05 315	300	10	164	12	352
400	05329	05 05 400 *	375	6	206	12	432

UP. 05. SFT

- Adaptor Socket
- Female solvent socket & BSP female thread
- Metric series

- 内牙接头
- 平口连接& BSP内螺纹
- 公制系列

- Manicotto misto
- Incollagio femmina e filetto femmina BSP
- Serie metrica

- Übergangsmuffe
- Klebemuffe/Innengewinde BSP
- Metrische Serie

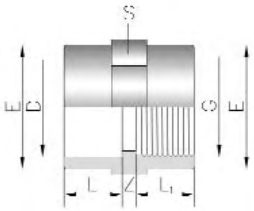

D x G	CODE	REF.	DN	PN	L	L_1	Z	E	S
16 x 3/8″	01888	05 05 416	12	10	14	14	3	22	22
20 x ½″	01889	05 05 420	15	10	16	16	3	28	27
25 x ¾″	01890	05 05 425	20	10	19	19	3	34	33
32 x 1″	01891	05 05 432	25	10	22	22	3	43	41
40 x 1¼″	01892	05 05 440	32	10	26	26	3	54	50
50 x 1½″	01893	05 05 450	40	10	31	31	3	63	61
63 x 2″	01894	05 05 463	50	10	38	38	3	78	75
75 x 2½″	01895	05 05 475	65	10	44	44	4	90	90
90 x 3″	01896	05 05 490	80	10	51	51	6	108	108
110 x 4″	01897	05 05 510	90	10	61	61	6	135	135

UP. 05. SFTR

- Adaptor socket reinforced
- Female solvent socket & BSP female thread
- Metric series

- 内牙加固接头
- 平口连接& BSP内螺纹
不锈钢加固
- 公制系列

- Manicotto misto rinforzato
- Incollagio femmina e filetto femmina BSP
- Serie metrica

- Übergangsmuffe verstärkt
- Klebemuffe/Innengewinde BSP
- Metrische Serie

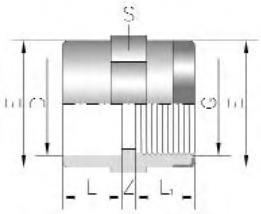

D x G	CODE	REF.	DN	PN	L	L_1	Z	E	S
20 x ½″	01908	05 05 820	15	16	16	16	3	28	27
25 x ¾″	01909	05 05 825	20	16	19	19	3	34	33
32 x 1″	01910	05 05 832	25	16	22	22	3	43	41
40 x 1¼″	01911	05 05 840	32	16	26	26	3	54	50
50 x 1½″	01912	05 05 850	40	16	31	31	3	63	61
63 x 2″	01913	05 05 863	50	16	38	38	3	78	75

UP. 05. FT

- Threaded adaptor socket
- BSP female thread

- 内牙接头
- BSP内螺纹

- Manicotto filetto femmina
- Filetto femmina BSP

- Übergangsmuffe
- Innengew. BSP/Innengew. BSP

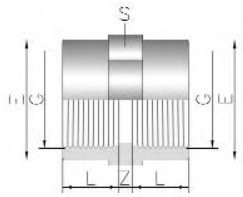

G	CODE	REF.	DN	PN	L	Z	E	S
3/8″	01898	05 05 616	10	10	14	3	22	22
½″	01899	05 05 620	15	10	16	3	27	28
¾″	01900	05 05 625	20	10	19	3	33	34
1″	01901	05 05 632	25	10	22	3	41	43
1¼″	01902	05 05 640	32	10	26	3	50	54
1½″	01903	05 05 650	40	10	31	3	61	63
2″	01904	05 05 663	50	10	38	3	75	78
2½″	01905	05 05 675	65	10	44	4	90	90
3″	01906	05 05 690	80	10	51	6	108	108
4″	01907	05 05 710	100	10	61	6	135	135

Reducers - 变径 - Riduzioni - Reduktionen kurz

UP. **06**. SMF

- Reducing bush
- Male x female solvent socket
- Metric series

- 变径衬套（补心）
- 平口连接
- 公制系列

- Bussola riduzione
- Incollagio maschio x femmina
- Serie metrica

- Reduktion kurz
- Klebemuffe/Klebestutzen
- Metrische Serie

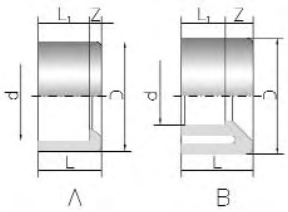

D x d	CODE	REF.	DN	PN	L	L_1	Z	Mod.
20 x 16	01914	05 06 020	10	16	16	14	2	A
25 x 20	01915	05 06 025 [2]	15	16	19	16	3	A
32 x 25	01916	05 06 032 [2]	20	16	22	19	3	A
32 x 20	01917	05 06 033	15	16	22	16	6	A
40 x 32	01918	05 06 040 [2]	25	16	26	22	4	A
40 x 25	01919	05 06 041	20	16	26	19	7	A
40 x 20	01920	05 06 042	15	16	26	16	10	B
50 x 40	01921	05 06 050 [2]	32	16	31	26	5	A
50 x 32	01922	05 06 051	25	16	31	22	9	B
50 x 25	01923	05 06 052	20	16	31	19	12	B
50 x 20	01924	05 06 053	15	16	31	16	15	B
63 x 50	01925	05 06 063 [2]	40	16	38	31	7	A
63 x 40	01926	05 06 064	32	16	38	26	12	B
63 x 32	01927	05 06 065	25	16	38	22	16	B
75 x 63	01928	05 06 075 [2]	50	16	44	38	6	A
75 x 50	18685	05 06 076	40	16	44	31	13	B
75 x 40	18686	05 06 077	32	16	44	26	18	B
90 x 75	01929	05 06 090 [2]	65	16	51	44	7	A
90 x 63	18687	05 06 091	50	16	51	38	13	B
90 x 50	18688	05 06 092	40	16	51	31	20	B
110 x 90	01930	05 06 110	80	16	61	51	10	A
110 x 75	18689	05 06 111	65	16	61	44	17	B
110 x 63	18690	05 06 112	50	16	61	38	23	B
125 x 110	01931	05 06 125	100	16	69	61	8	A
125 x 90	18691	05 06 126	80	16	69	51	18	B
125 x 75	20142	05 06 127	65	16	69	44	25	B
140 x 125	01932	05 06 140	110	16	76	69	8	A
140 x 110	18692	05 06 141	100	16	76	61	15	B
160 x 140	01933	05 06 160	125	10	86	76	10	A
160 x 110	18693	05 06 162	100	10	86	61	25	B
200 x 180	01934	05 06 199	160	10	106	96	10	A
200 x 160	01935	05 06 200	150	10	106	86	20	B
225 x 200	01936	05 06 225	175	10	119	106	13	A
225 x 160	01937	05 06 226	150	10	119	86	33	B
250 x 225	01938	05 06 250	200	10	131	119	12	A
250 x 200	01939	05 06 251	175	10	131	106	25	B
315 x 250	01940	05 06 316 *	225	6	164	131	33	B
315 x 225	01941	05 06 317 *	200	6	164	119	45	B
400 x 315	05330	05 06 400 *	300	6	206	163	42	B

UP. **27**. SF. MBS

- Metric/BS adaptor socket
- Female solvent socket
- British Standard - Metric series

- 公英转换接头
- 平口连接
- 英制+公制

- Manicotto metrico/BS
- Incollagio femmina
- Serie British Standard - Metrica

- Übergangs-Muffe metrisch/BS
- Klebemuffe
- Serie British Standard - Metrische Serie

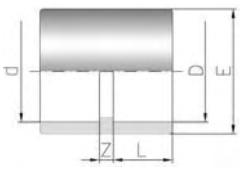

D x d	CODE	REF.	PN	L	Z	E
20 x ½"	07229	05 27 901	16	16	3	27
25 x ¾"	07230	05 27 902	16	19	3	33
32 x 1"	07231	05 27 903	16	22	3	41
40 x 1¼"	07232	05 27 904	16	26	3	50
50 x 1½"	07233	05 27 905	16	31	3	61
63 x 2"	07234	05 27 906	16	38	3	75
90 x 3"	07236	05 27 908	16	51	5	108
110 x 4"	07237	05 27 910	16	61	6	135

UP. **09**. SMF

- Conical reducer
- Male x female solvent socket
- Metric series

- 锥形变径（大小头）
- 平口连接
- 公制系列

- Riduzione conica
- Incollagio maschio x femmina
- Serie metrica

- Reduktionen lang
- Klebemuffe/Klebestutzen
- Metrische Serie

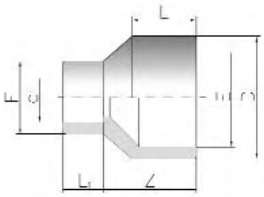

D - E x d	CODE	REF.	DN	PN	L	L_1	Z	F
32 - 25 x 25	01974	05 09 032	20	16	22	19	30	33
32 - 25 x 20	01975	05 09 033	15	16	22	16	30	27
40 - 32 x 32	01976	05 09 040	25	16	26	22	36	38
40 - 32 x 25	01977	05 09 041	20	16	26	19	36	33
40 - 32 x 20	01978	05 09 042	15	16	26	16	36	27
50 - 40 x 40	01979	05 09 050	32	16	31	26	44	48
50 - 40 x 32	01980	05 09 051	25	16	31	22	44	41
50 - 40 x 25	01981	05 09 052	20	16	31	19	44	33
50 - 40 x 20	01982	05 09 053	15	16	31	16	44	27
63 - 50 x 50	01983	05 09 063	40	16	38	31	54	61
63 - 50 x 40	01984	05 09 064	32	16	38	26	54	50
63 - 50 x 32	01985	05 09 065	25	16	38	22	54	41
63 - 50 x 25	01986	05 09 066	20	16	38	19	54	33
63 - 50 x 20	01987	05 09 067	15	16	38	16	54	27
75 - 63 x 63	01988	05 09 075	50	16	44	38	62	73
75 - 63 x 50	01989	05 09 076	40	16	44	31	62	61
75 - 63 x 40	01990	05 09 077	32	16	44	26	62	50
75 - 63 x 32	01991	05 09 078	25	16	44	22	62	41
90 - 75 x 75	01992	05 09 090	65	16	51	44	74	87
90 - 75 x 63	01993	05 09 091	50	16	51	38	74	75
90 - 75 x 50	01994	05 09 092	40	16	51	31	74	61
90 - 75 x 40	01995	05 09 093	32	16	51	26	74	50
110 - 90 x 90	01996	05 09 110	80	16	61	51	88	105
110 - 90 x 75	01997	05 09 111	65	16	61	44	88	90
110 - 90 x 63	01998	05 09 112	50	16	61	38	88	75
110 - 90 x 50	01999	05 09 113	40	16	61	31	88	61
125 - 110 x 90	02000	05 09 126	80	16	69	51	100	105
125 - 110 x 75	02001	05 09 127	65	16	69	44	100	90
125 - 110 x 63	02002	05 09 128	50	16	69	38	100	75
140 - 125 x 110	02003	05 09 141	100	16	76	61	111	130
140 - 125 x 90	02004	05 09 142	80	16	76	51	111	105
140 - 125 x 75	02005	05 09 143	65	16	76	44	111	90
160 - 140 x 125	02006	05 09 161 [1]	110	10	86	69	126	148
160 - 140 x 110	02007	05 09 162 [1]	100	10	86	61	126	130
160 - 140 x 90	02008	05 09 163	80	10	86	51	126	105
200 - 180 x 140	02009	05 09 202	125	10	106	76	154	157
200 - 180 x 125	02010	05 09 203	110	10	106	69	154	148
200 - 180 x 110	02011	05 09 204	100	10	106	61	154	130
225 - 200 x 160	02012	05 09 227	150	10	119	86	171	180
225 - 200 x 140	02013	05 09 228	125	10	119	76	171	160
225 - 200 x 125	02014	05 09 229	110	10	119	69	171	148
250 - 225 x 200	02015	05 09 251	175	10	131	106	194	225
250 - 225 x 160	02016	05 09 253	150	10	131	86	194	180
250 - 225 x 140	02017	05 09 254	125	10	131	76	194	157
315 - 280 x 200	02018	05 09 318 *	175	6	164	106	233	225
315 - 280 x 160	02019	05 09 320 *	150	6	164	86	233	180

UP. **09**. SF

- Excentric conical reducer
- Female solvent socket
- Metric series

- 偏心锥形变径（大小头）
- 平口连接
- 公制系列

- Riduzione conica eccentrica
- Incollagio femmina
- Serie metrica

- Reduktion lang exzentrisch
- Klebemuffe/Klebemuffe
- Metrische Serie

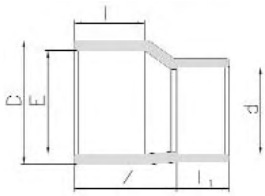

D - E x d	CODE	REF.	DN	PN	L	L_1	Z
90 - 75 x 63	09030	05 09 691	50	16	51	38	74

Flanges - 法兰 - Flange - Flansche

• EN 1452 Flange System.
• We recommend you to follow flange installation instructions carefully to avoid any unnecessary tensions.

• EN 1452法兰系统
• 我们建议您小心遵守法兰安装说明以避免不必要的紧绷

• Sistema di flange EN 1452.
• Raccomandiamo di seguire esattamente le norme di montaggio delle flange al fine di evitare tensioni eccessive

• Flanschsystem gemäß EN 1452.
• Um unnötige Belastungen zu verhindern, nach vorliegenden Montagerichtlinien vorgehen.

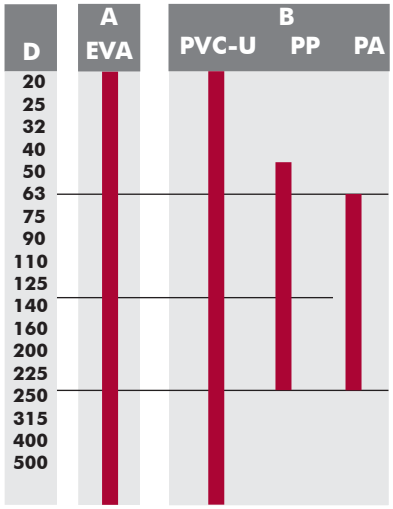

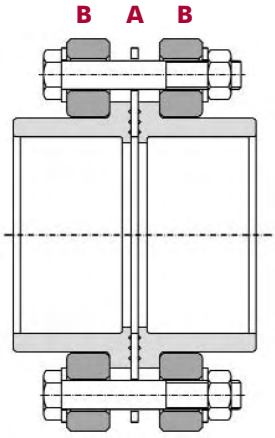

• Tightening sequence

• 固定次序

• Ordine di serraggio

• Reihenfolge zum Anziehen der Schrauben

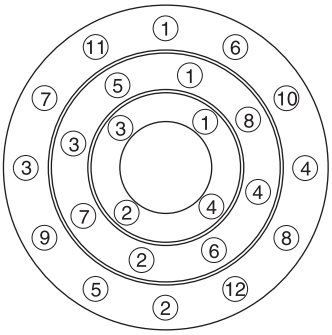

UP. 10. SF

• PVC-U flange adaptor (stub flange)
• Female solvent socket
• Metric series

• PVC-U法兰接头（法兰翻边）
• 平口连接
• 公制系列

• Collare PVC-U
• Incollagio femmina
• Serie metrica

• Bundbuchse glatt PVC-U
• Klebemuffe
• Metrische Serie

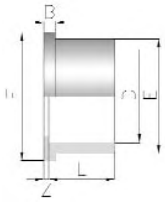

D	CODE	REF.	DN	PN	L	Z	B	E	F
20	07692	05 10 020	15	16	16	3	6	27	34
25	07693	05 10 025	20	16	19	3	7	33	41
32	07694	05 10 032	25	16	22	3	7	41	50
40	07695	05 10 040	32	16	26	3	8	50	61
50	02020	05 10 050	40	16	31	3	8	61	73
63	02021	05 10 063	50	16	38	3	9	76	90
75	02022	05 10 075	65	16	44	3	10	90	106
90	02023	05 10 090	80	16	51	5	11	108	125
110	02024	05 10 110	100	16	61	5	12	131	150
125	02025	05 10 125	110	16	69	5	13	148	168
140	02026	05 10 140	125	16	76	5	14	165	188
160	02027	05 10 160	150	10	86	5	16	188	213
200	02028	05 10 200	175	10	106	6	20	225	247
225	02029	05 10 225	200	10	119	6	25	248	274
250	02030	05 10 250	225	10	131	8	27	282	328
315	02031	05 10 315	300	10	164	8	30	342	378
400	05341	05 10 400 *	375	6	206	12	30	432	483
500	05342	05 10 402 *	480	4	153	8	24	532	574

UP. **11**. FLG

- PVC-U Flange
- PVC-U法兰盘
- Flangia PVC-U
- Losflansch PVC-U

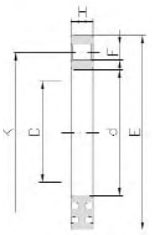

D	CODE	REF.	DN	PN	d	E	H	K	F
20	07696	05 11 020	15	16	28	95	12	65	14 x 4
25	07697	05 11 025	20	16	34	105	13	75	14 x 4
32	07698	05 11 032	25	16	42	115	15	85	14 x 4
40	07699	05 11 040	32	16	51	140	16	100	18 x 4
50	02032	05 11 050	40	16	62	150	17	110	18 x 4
63	02033	05 11 063	50	16	78	165	18	125	18 x 4
75	02034	05 11 075	65	16	92	185	22	145	18 x 4
90	02035	05 11 090	80	16	110	200	23	160	18 x 8
110	02036	05 11 110	100	16	133	220	24	180	18 x 8
125	02037	05 11 125	110	16	150	230	26	190	18 x 8
140	02038	05 11 140	125	16	167	250	28	210	18 x 8
140 x 125	02039	05 11 141	110	16	149	250	28	210	18 x 8
160	02040	05 11 160	150	10	190	285	31	240	22 x 8
200	02041	05 11 200	175	10	227	315	32	270	22 x 8
225	02042	05 11 225	200	10	250	340	32	295	22 x 8
225 x 200	09039	05 11 226	175	10	227	342	32	295	22 x 8
250	02043	05 11 250	225	10	285	399	34	350	22 x 12
315	02044	05 11 315	300	10	345	450	36	400	22 x 12
400	05343	05 11 400 *	375	6	438	572	34	515	25 x 16
500	05344	05 11 402 *	480	4	533	657	30	600	25 x 20

UP. **25**. FLG

- PVC-U flange adaptor (stub & backing ring)
- Female solvent socket
- Metric series
- PVC-U单片法兰
- 平口连接
- 公制系列
- Flangia con collare PVC-U
- Incollagio femmina
- Serie metrica
- Festflansch mit Bundbuchse PVC-U
- Klebemuffe
- Metrische Serie

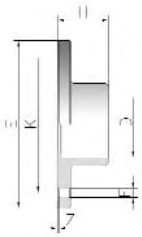

D	CODE	REF.	DN	PN	H	Z	E	K	F
20	22575	05 25 020	15	16	20	4	95	65	14 x 4
25	22576	05 25 025	20	16	23	4	105	75	14 x 4
32	22577	05 25 032	25	16	26	4	115	85	14 x 4
40	22578	05 25 040	32	16	30	4	142	100	18 x 4
50	22579	05 25 050	40	16	35	4	152	110	18 x 4
63	22580	05 25 063	50	16	42	4	165	125	18 x 4
75	02226	05 25 075	65	16	47	3	185	145	18 x 4
90	02227	05 25 090	80	16	56	5	200	160	18 x 8
110	02228	05 25 110	100	16	66	5	220	180	18 x 8
125	02229	05 25 125	110	16	74	5	230	190	18 x 8
140 x 125	02234	05 25 126	110	16	74	5	250	210	18 x 8
140	02230	05 25 140	125	16	81	5	250	210	18 x 8
160	02231	05 25 160	150	10	91	5	285	240	22 x 8
200	02232	05 25 200	175	10	112	6	315	270	22 x 8
225	02233	05 25 225	200	10	125	6	340	295	22 x 8

UP. **37**. FLG

- PVC-U blind flange
- PVC-U盲法兰
- Flangia cieca PVC-U
- Blindflansch PVC-U

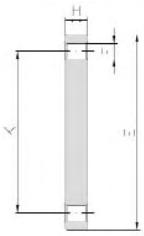

D	CODE	REF.	DN	PN	H	E	K	F
20	22561	05 37 020	15	16	11	95	65	14 x 4
25	22562	05 37 025	20	16	12	105	75	14 x 4
32	22563	05 37 032	25	16	14	115	85	14 x 4
40	22564	05 37 040	32	16	15	142	100	18 x 4
50	22565	05 37 050	40	16	16	152	110	18 x 4
63	22566	05 37 063	50	16	18	165	125	18 x 4
75	22567	05 37 075	65	16	19	185	145	18 x 4
90	22568	05 37 090	80	16	20	200	160	18 x 8
110	22569	05 37 110	100	16	22	220	180	18 x 8
125	22570	05 37 125	110	16	24	230	190	18 x 8
140	22571	05 37 140	125	16	26	250	210	18 x 8
160	22572	05 37 160	150	10	28	285	240	22 x 8
200	22573	05 37 200	175	10	30	340	295	22 x 8
225	22574	05 37 225	200	10	30	340	295	22 x 8

PA. **26**. FLG

- PA flange (backing ring)
- PA法兰盘（后环）
- Flangia PA
- Losflansch PA (Stützring)

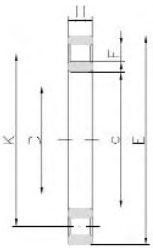

D	CODE	REF.	DN	PN	d	H	E	K	F
75	07704	05 26 075	65	16	92	22	185	145	18 x 4
90	07705	05 26 090	80	16	100	24	200	160	18 x 8
110	07706	05 26 110	100	16	133	26	220	180	18 x 8
125	07707	05 26 125	110	16	149	28	230	190	18 x 8
140	07708	05 26 140	125	16	167	30	250	210	18 x 8
140 x 125	07709	05 26 141	110	16	149	30	250	210	18 x 8
160	07710	05 26 160	150	10	190	32	285	240	22 x 8
200	07711	05 26 200	175	10	227	34	315	270	22 x 8
225	07778	05 26 225	200	10	250	36	340	295	22 x 8
225 x 200	07712	05 26 226	175	10	227	36	340	295	22 x 8

PP. **12**. FLG

- PP flange (backing ring)
- PP法兰盘（后环）
- Flangia PP
- Losflansch PP (Stützring)

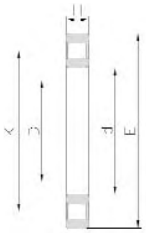

D	CODE	REF.	DN	PN	d	H	E	K	F
50	02045	05 12 050	40	16	62	18	150	110	18 x 4
63	02046	05 12 063	50	16	78	19	165	125	18 x 4
75	02047	05 12 075	65	16	92	20	185	145	18 x 4
90	02048	05 12 090	80	16	100	22	200	160	18 x 8
110	02049	05 12 110	100	16	133	24	220	180	18 x 8
125	02050	05 12 125	110	16	149	26	230	190	18 x 8
140	02051	05 12 140	125	16	167	28	250	210	18 x 8
140 x 125	02052	05 12 141	110	16	149	28	250	210	18 x 8
160	02053	05 12 160	150	10	190	30	285	240	22 x 8
200	02054	05 12 200	175	10	227	32	315	270	22 x 8
225	02055	05 12 225	200	10	250	34	340	295	22 x 8
225 x 200	02056	05 12 226	175	10	227	34	340	295	22 x 8

PP. **13**. FLG

- PP blind flange
- PP盲法兰
- Flangia cieca PP
- Blindflansch PP



D	CODE	REF.	DN	PN	H	E	K	F
75	02057	05 13 075	65	16	19	185	145	18 x 4
90	02058	05 13 090	80	16	20	200	160	18 x 8
110	02059	05 13 110	100	16	22	220	180	18 x 8
125	02060	05 13 125	110	16	24	230	190	18 x 8

EVA. **14**

- EVA flat gasket (D400 / D500: EPDM)
- Metric series

- EVA法兰垫片
- 公制系列

- Guarnizione EVA (D400 / D500: EPDM)
- Serie metrica

- Flachdichtung aus EVA (D400 / D500: EPDM)
- Metrische Serie

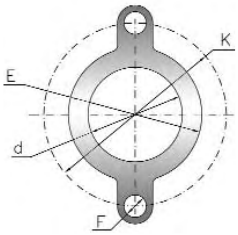

D	CODE	REF.	DN	d	E	H	K	F
20	07700	05 14 020	15	20	32	2	65	14
25	07701	05 14 025	20	25	39	2	75	14
32	07702	05 14 032	25	32	48	2	85	14
40	07703	05 14 040	32	40	59	2	100	18
50	02061	05 14 050	40	50	71	3	110	18
63	02062	05 14 063	50	63	88	3	125	18
75	02063	05 14 075	65	75	104	3	145	18
90	02064	05 14 090	80	90	123	3	160	18
110	02065	05 14 110	100	110	148	4	180	18
125	02066	05 14 125	110	125	166	4	190	18
140	02067	05 14 140	125	140	186	4	210	18
160	02068	05 14 160	150	160	211	4	240	22
200	02069	05 14 200	175	200	245	5	270	22
225	02070	05 14 225	200	225	275	5	295	22
250	02071	05 14 250	225	250	328	3	350	22
315	02072	05 14 315	300	315	378	3	400	22
400	05345	05 14 400 *	353	438	572	3	-	-
500	05346	05 14 402 *	475	533	657	3	-	-

UP. **52**. SF

- Flange set (Kit)
- Female solvent socket
- Metric series

- 全套法兰（组合）
- 平口连接
- 公制系列

- Set unione con flange (Kit)
- Incollaggio femmina
- Serie metrica

- Flaschsatz
- Klebemuffe
- Metrische Serie

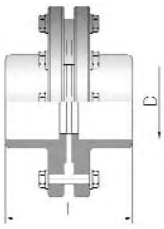

D	CODE	REF.	DN	PN	L
75	02371	05 52 075	65	10	97
90	02372	05 52 090	80	10	115
110	02373	05 52 110	100	10	136
125	02374	05 52 125	110	10	152
140	02375	05 52 140	125	10	166
160	02376	05 52 160	150	6	186
200	02377	05 52 200	175	6	227
225	02378	05 52 225	200	6	255

UP. **10**. SF. BS

- PVC-U flange adaptor (stub flange)
- Female solvent socket
- British Standard series
- To check the dimensions of flanges, see UP 11 FLG in the chapter of Metrical Sizes

- PVC-U英制法兰接头（法兰翻边）
- 平口连接
- 英制系列

- Collare PVC-U
- Incollagio femmina
- Serie British Standard
- Dimensioni delle flange: vere UP 11 FLG nel apartato serie metrica

- Bundbuchse für Losflansch PVC-U
- Klebemuffe
- Serie British Standard
- Dimensionen der Flansche, siehe UP 11 FLG das Kapitel über die metrische Serie.

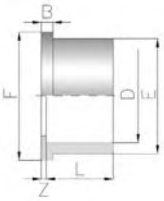

D	CODE	REF.	PN	L	Z	B	E	F
2″	07804	05 10 906	16	38	3	9	76	90
2½″	02022	05 10 075M	16	44	3	10	90	106
3″	07218	05 10 908	16	51	5	11	108	125
4″	07219	05 10 910	16	61	5	12	131	150
5″	02026	05 10 140M	16	76	5	14	165	188
6″	07221	05 10 914	10	86	5	16	188	213
8″	07222	05 10 917	10	119	6	25	248	274

Screws - 紧固件 - Viteria - Schrauben

91

- Screw, nut and washers
- 5.6 zinc plated steel

- 螺丝、螺帽、垫圈
- 镀锌 5.6

- Vite, dado e rondelle
- Acciaio 5.6 zincato bicromato

- Schrauben, Muttern und U-Scheiben
- Stahl 5.6 verzinkt

A = screw /螺丝/ vite / Schraube
B = nut /螺帽/ dado / Mutter
C = washer /垫圈 / rondelle / U-Scheiben

M	CODE	REF.	A DIN 931	B DIN 934	C DIN 125
12	16061	05 91 060	M 12 x 60	M 12	Ø 12
16	02437	05 91 070	M 16 x 70	M 16	Ø 16
16	02438	05 91 080	M 16 x 80	M 16	Ø 16
16	02439	05 91 090	M 16 x 90	M 16	Ø 16
16	02440	05 91 120	M 16 x 120	M 16	Ø 16
16	02441	05 91 130	M 16 x 130	M 16	Ø 16
16	02442	05 91 140	M 16 x 140	M 16	Ø 16
16	02443	05 91 150	M 16 x 150	M 16	Ø 16
16	02444	05 91 160	M 16 x 160	M 16	Ø 16
16	02445	05 91 170	M 16 x 170	M 16	Ø 16
16	07718	05 91 200	M 16 x 200	M 16	Ø 16
16	07719	05 91 220	M 16 x 220	M 16	Ø 16
16	07720	05 91 240	M 16 x 240	M 16	Ø 16
20	02446	05 91 290	M 20 x 90	M 20	Ø 20
20	02447	05 91 310	M 20 x 110	M 20	Ø 20
20	02448	05 91 360	M 20 x 160	M 20	Ø 20
20	02449	05 91 380	M 20 x 180	M 20	Ø 20
20	02450	05 91 390	M 20 x 190	M 20	Ø 20
20	20263	05 91 400	M 20 x 200	M 20	Ø 20
20	02451	05 91 410	M 20 x 210	M 20	Ø 20
20	02452	05 91 430	M 20 x 230	M 20	Ø 20
20	07721	05 91 470	M 20 x 270	M 20	Ø 20
20	07722	05 91 510	M 20 x 310	M 20	Ø 20
20	07723	05 91 540	M 20 x 340	M 20	Ø 20

Screw, nut and washers correspondance scheme
螺丝、螺帽、垫圈组合表格
Schema corrispondenze unioni bullonate
Zuordnungstabelle für Schrauben- Muttern - U-Scheiben

	Fig. 81	Fig. 82	Fig. 52	Fig. 54	Fig. 65
D20, D25, D32			M 12 x 60		
D40, D50			M 16 x 70		
D63	M 16 x 120		M 16 x 70		
D75	M 16 x 140	M 16 x 120	M 16 x 70	M 16 x 150	M 16 x 120
D90	M 16 x 150	M 16 x 130	M 16 x 70	M 16 x 170	M 16 x 120
D110	M 16 x 160	M 16 x 130	M 16 x 80	M 16 x 200	M 16 x 120
D125	M 16 x 170	M 16 x 140	M 16 x 80	M 16 x 220	M 16 x 130
D140	M 16 x 170	M 16 x 150	M 16 x 90	M 16 x 240	M 16 x 130
D160	M 20 x 200	M 20 x 160	M 20 x 90	M 20 x 270	M 20 x 160
D200	M 20 x 210	M 20 x 180	M 20 x 110	M 20 x 310	M 20 x 160
D225	M 20 x 230	M 20 x 190	M 20 x 110	M 20 x 340	M 20 x 180
D250	M 20 x 270				

Caps - 管帽 - Calotte - Kappen/Stopfen

UP. **07**. SF

- Cap
- Female solvent socket
- Metric series

- 管帽
- 平口连接
- 公制系列

- Calotta
- incollagio femmina
- Serie metrica

- Kappe
- Klebemuffe
- Metrische Serie

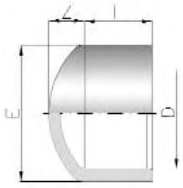

D	CODE	REF.	DN	PN	L	Z	E
16	01942	05 07 016	10	16	14	7	22
20	01943	05 07 020 [2]	15	16	16	8	25
25	01944	05 07 025 [2]	20	16	19	9	32
32	01945	05 07 032 [2]	25	16	22	10	40
40	01946	05 07 040 [2]	32	16	26	12	50
50	01947	05 07 050 [2]	40	16	31	15	63
63	01948	05 07 063 [2]	50	16	38	17	75
75	01949	05 07 075 [2]	65	16	44	19	90
90	01950	05 07 090 [2]	80	16	51	23	110
110	01951	05 07 110	100	16	61	28	131
125	01952	05 07 125	110	16	69	32	148
140	01953	05 07 140	125	16	76	36	167
160	01954	05 07 160	150	10	86	40	185
200	01955	05 07 200	175	10	106	46	224
225	01956	05 07 225	200	10	119	50	252
250	15776	05 07 250	225	10	131	60	282
315	15777	05 07 315	300	10	164	70	357

UP. **07**. FT

- Cap
- BSP female thread

- 堵头
- BSP 内螺纹

- Calotta
- Filetto femmina BSP

- Stopfen
- Innengewinde BSP

G	CODE	REF.	DN	PN	L	E	H	S
3/8″	01957	05 07 616	10	10	14	24	20	24
½″	01958	05 07 620	15	10	16	27	23	27
¾″	01959	05 07 625	20	10	19	33	28	33
1″	01960	05 07 632	25	10	22	41	33	41
1¼″	01961	05 07 640	32	10	26	50	36	50
1½″	01962	05 07 650	40	10	31	61	43	61
2″	01963	05 07 663	50	10	38	75	50	75
2½″	01964	05 07 675	65	10	44	90	64	90
3″	01965	05 07 690	80	10	51	108	76	108
4″	01966	05 07 710	100	10	61	135	91	135

UP. **19**. MT

- Plug
- BSP male thread

- 堵头
- BSP 外螺纹

- Tappo
- Filetto maschino BSP

- Stopfen
- Aussengewinde BSP

G	CODE	REF.	DN	PN	L	H	S
¼″	02121	05 19 612	8	10	10	18	12
3/8″	02122	05 19 616	10	10	10	22	20
½″	02123	05 19 620	15	10	14	27	27
¾″	02124	05 19 625	20	10	16	30	32
1″	02125	05 19 632	25	10	19	34	36
1¼″	02126	05 19 640	32	10	21	36	46
1½″	02127	05 19 650	40	10	21	37	55
2″	02128	05 19 663	50	10	26	42	65
2½″	02129	05 19 675	65	10	30	50	80
3″	02130	05 19 690	80	10	33	59	93
4″	02131	05 19 710	100	10	38	68	115

Nipples / 螺纹接头 / Nippli / Nippel

UP. 15. SFMT

- Adaptor nipple
- Female solvent socket & BSP male thread
- Metric series

- 外牙接头
- 平口连接& BSP外螺纹
- 公制系列

- Manicotto nipplo
- Incollagio femmina e filetto maschio BSP
- Serie metrica

- Übergangs-Muffennippel
- Klebemuffe/Innengewinde BSP
- Metrische Serie

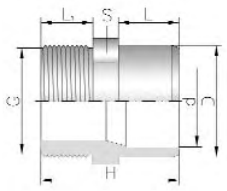

D - d x G	CODE	REF.	DN	PN	L	L_1	H	S
16 - 12 x 3/8″	02073	05 15 416	12	10	14	11	35	24
20 - 16 x 1/2″	02074	05 15 420	15	10	16	14	42	27
20 - 16 x 3/8″	02075	05 15 421	12	10	16	11	39	27
25 - 20 x 3/4″	02076	05 15 425	20	10	19	16	47	32
25 - 20 x 1/2″	02077	05 15 426	15	10	19	14	45	32
25 - 20 x 3/8″	02078	05 15 427	12	10	19	11	42	32
32 - 25 x 1″	02079	05 15 432	25	10	22	19	54	36
32 - 25 x 3/4″	02080	05 15 433	20	10	22	16	51	36
32 - 25 x 1/2″	02081	05 15 434	15	10	22	14	49	36
40 - 32 x 1 1/4″	02082	05 15 440	32	10	26	21	60	46
40 - 32 x 1″	02083	05 15 441	25	10	26	19	58	46
40 - 32 x 3/4″	02084	05 15 442	20	10	26	16	55	46
50 - 40 x 1 1/2″	02085	05 15 450	40	10	31	25	70	55
50 - 40 x 1 1/4″	02086	05 15 451	32	10	31	21	66	55
50 - 40 x 1″	02087	05 15 452	25	10	31	19	64	55
63 - 50 x 2″	02088	05 15 463	50	10	38	25	78	65
63 - 50 x 1 1/2″	02089	05 15 464	40	10	38	21	73	65
63 - 50 x 1 1/4″	02090	05 15 465	32	10	38	21	73	65
75 - 63 x 2 1/2″	02091	05 15 475	65	10	44	30	89	78
75 - 63 x 2″	02092	05 15 476	50	10	44	25	84	78
75 - 63 x 1 1/2″	02093	05 15 477	40	10	44	21	80	78
90 - 75 x 3″	02094	05 15 490	80	10	51	33	99	93
90 - 75 x 2 1/2″	02095	05 15 491	65	10	51	30	96	93
90 - 75 x 2″	02096	05 15 492	50	10	51	25	91	93
110 - 90 x 4″	02097	05 15 510	100	10	61	40	116	120
110 - 90 x 3″	02098	05 15 511	80	10	61	33	109	120
110 - 90 x 2 1/2″	02099	05 15 512	65	10	61	30	106	120

UP. 16. SFMT

- Adaptor nipple
- Female solvent socket x BSP male thread
- Metric series

- 外牙接头
- 平口连接& BSP外螺纹
- 公制系列

- Manicotto adattatore
- Incollagio femmina x filetto maschio BSP
- Serie metrica

- Übergangsmuffe
- Klebemuffe/Aussengewinde BSP
- Metrische Serie

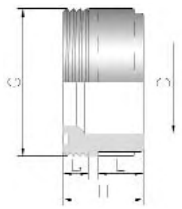

D x G	CODE	REF.	PN	DN	L	L_1	H
50 x 2″	02100	05 16 450	10	40	31	16	52
63 x 2 1/2″	02101	05 16 463	10	50	38	17	62

UP. 17. SFMT

- Adaptor bush
- Female solvent socket x BSP male threaded
- Metric series

- 外牙接头
- 平口连接& BSP外螺纹
- 公制系列

- Manicotto FM
- Incollagio femmina x filetto maschio BSP
- Serie metrica

- Übergangsmuffe
- Klebemuffe/Aussengewinde BSP
- Metrische Serie

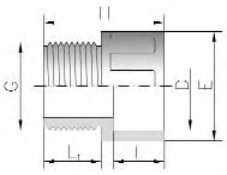

D x G	CODE	REF.	PN	DN	L	L_1	E	H
20 x 1/2″	02102	05 17 420	10	15	16	14	28	38
25 x 3/4″	02103	05 17 425	10	20	19	16	34	42
32 x 1″	02104	05 17 432	10	25	22	19	41	50
40 x 1 1/4″	02105	05 17 440	10	32	26	21	51	55
50 x 1 1/2″	02106	05 17 450	10	40	31	22	62	65
63 x 2″	02107	05 17 463	10	50	38	27	77	75
75 x 2 1/2″	02108	05 17 475	10	65	44	30	90	85
90 x 3″	02109	05 17 490	10	80	51	33	108	98
110 x 4″	02110	05 17 510	10	100	61	40	131	115

UP. **18**. MT

- Hexagon nipple
- BSP male thread

- 外牙接头
- BSP外螺纹

- Nipplo
- Filetto maschio BSP

- Doppel-Nippel
- Ausseng. BSP/Ausseng. BSP

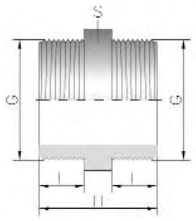

G	CODE	REF.	DN	PN	L	H	S
3/8″	02111	05 18 616	10	10	11	32	20
½″	02112	05 18 620	15	10	14	40	27
¾″	02113	05 18 625	20	10	16	44	32
1″	02114	05 18 632	25	10	19	51	36
1¼″	02115	05 18 640	32	10	21	55	46
1½″	02116	05 18 650	40	10	21	56	55
2″	02117	05 18 663	50	10	26	66	65
2½″	02118	05 18 675	65	10	30	75	90
3″	02119	05 18 690	80	10	33	81	108
4″	02120	05 18 710	100	10	38	91	135

UP. **31**. SFT

- Adaptor nipple
- Female solvent socket & BSP female thread
- Metric series

- 内牙接头
- 平口连接& BSP内螺纹
- 公制系列

- Adattatore misto
- Incollagio maschio-femmina e filetto femmina BSP
- Serie metrica

- Übergangs-Muffennippel
- Klebemuffe/Innengewinde BSP
- Metrische Serie

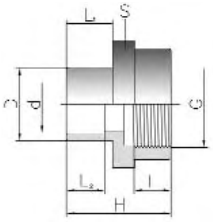

D - d x G	CODE	REF.	DN	PN	L	L_1	L_2	H	S
20 - 16 x ¾″	02243	05 31 420	16	10	19	16	14	44	32
20 - 16 x ½″	02244	05 31 421	16	10	18	16	14	43	32
20 - 16 x ⅜″	02245	05 31 422	12	10	14	16	14	39	32
20 - 16 x ¼″	02246	05 31 423	12	10	12	16	14	37	32
25 - 20 x 1″	02247	05 31 425	20	10	22	19	16	50	36
25 - 20 x ¾″	02248	05 31 426	20	10	19	19	16	47	32
25 - 20 x ½″	02249	05 31 427	16	10	18	19	16	46	32
32 - 25 x 1¼″	02250	05 31 432	25	10	25	22	19	56	46
32 - 25 x 1″	02251	05 31 433	25	10	22	22	19	53	36
32 - 25 x ¾″	02252	05 31 434	20	10	19	22	19	50	36
32 - 25 x ½"	24822	05 31 435	16	10	18	22	19	49	36
40 - 32 x 1½″	02253	05 31 440	32	10	25	26	22	60	55
40 - 32 x 1¼″	02254	05 31 441	32	10	25	26	22	60	46
40 - 32 x 1″	02255	05 31 442	25	10	22	26	22	57	46
50 - 40 x 2″	02256	05 31 450	40	10	29	31	26	69	65
50 - 40 x 1½″	02257	05 31 451	40	10	25	31	26	65	55
50 - 40 x 1¼″	02258	05 31 452	32	10	25	31	26	65	55
63 - 50 x 2½″	02259	05 31 463	50	10	34	38	31	81	78
63 - 50 x 2″	02260	05 31 464	50	10	29	38	31	76	65
63 - 50 x 1½″	02261	05 31 465	40	10	25	38	31	72	65
75 - 63 x 3″	02262	05 31 475	50	10	37	44	38	96	108
75 - 63 x 2½″	02263	05 31 476	65	10	34	44	38	87	78
75 - 63 x 2″	02264	05 31 477	50	10	29	44	38	82	78
90 - 75 x 4″	02265	05 31 490	65	10	42	51	44	124	135
90 - 75 x 3″	02266	05 31 491	65	10	36	51	44	98	108
90 - 75 x 2½″	02267	05 31 492	65	10	33	51	44	92	90
110 - 90 x 4″	02268	05 31 511	80	10	42	61	51	116	135
110 - 90 x 3″	02269	05 31 512	80	10	36	61	51	105	110

UP. **24**. SF

- Spigot connection
- Solvent socket

- 软管接头
- 平口连接

- Portagomma
- Incollagio

- Druckschlauchtülle
- Klebestutzen

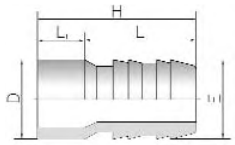

D	CODE	REF.	H	L_1	L	E
16	02200	05 24 016	49	14	35	16
20	02201	05 24 018	51	16	35	18
20	02202	05 24 020	54	16	38	20
25	02203	05 24 025	61	19	42	25
32	02204	05 24 032	69	22	47	30
40	02205	05 24 040	78	26	52	40
50	02206	05 24 050	88	31	57	50
50	02207	05 24 051	88	31	57	38
63	02208	05 24 063	98	38	60	61

UP. **24**. MT

- Spigot connection
- BSP male thread

- 软管接头
- BSP外螺纹

- Portagomma filetto
- Filetto maschio BSP

- Druckschlauchtülle
- Aussengewinde BSP

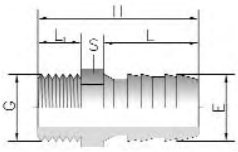

G	CODE	REF.	PN	H	L_1	S	L	E
3/8″	02217	05 24 616	10	54	11	35	18	16
½″	02218	05 24 618	10	58	15	35	22	18
½″	02219	05 24 620	10	60	15	38	22	20
¾″	02220	05 24 625	10	67	17	42	27	25
¾″	15763	05 24 626	10	62	17	36	27	20
1″	02221	05 24 632	10	78	21	47	36	30
1″	09031	05 24 633	10	78	21	47	36	25
1¼″	02222	05 24 640	10	84	22	52	46	40
1½″	02223	05 24 650	10	89	22	57	50	50
1½″	02224	05 24 651	10	89	22	57	50	38
1½″	09032	05 24 652	10	89	22	57	50	40
2″	02225	05 24 663	10	100	26	60	65	61

UP. **32**. MFT

- Threaded reducer
- BSP male x female thread

- 牙口式变径
- BSP外螺纹 × 内螺纹

- Riduzione filettata
- Filetto maschio x femmina BSP

- Reduziernippel
- Aussengew. BSP/Innengew. BSP

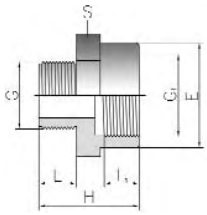

G x G_1	CODE	REF.	DN	PN	L	L_1	H	E	S
3/8″ x ½″	02270	05 32 616	10	10	11	18	42	28	27
½″ x ¾″	02271	05 32 620	15	10	15	19	49	35	33
½″ x 3/8″	02272	05 32 621	10	10	15	14	38	22	22
¾″ x 1″	02273	05 32 625	20	10	16	22	46	41	41
¾″ x ½″	02274	05 32 626	15	10	16	18	43	28	32
¾″ x 3/8″	02275	05 32 627	10	10	16	14	39	22	33
1″ x 1¼″	02276	05 32 632	25	10	19	25	53	50	50
1″ x ¾″	02277	05 32 633	20	10	19	19	48	33	36
1″ x ½″	02278	05 32 634	15	10	19	18	47	28	36
1″ x 3/8″	02279	05 32 635	10	10	19	14	43	22	36
1¼″ x 1½″	02280	05 32 640	32	10	21	25	54	61	61
1¼″ x 1″	02281	05 32 641	25	10	21	25	52	41	46
1¼″ x ¾″	02282	05 32 642	20	10	21	22	50	33	46
1¼″ x ½″	02283	05 32 643	15	10	21	18	49	28	46
1½″ x 2″	02284	05 32 650	40	10	21	29	60	75	75
1½″ x 1¼″	02285	05 32 651	32	10	21	25	55	50	55
1½″ x 1″	02286	05 32 652	25	10	21	22	53	41	55
1½″ x ¾″	02287	05 32 653	20	10	21	19	51	33	55
2″ x 2½″	02288	05 32 663	50	10	25	34	68	90	90
2″ x 1½″	02289	05 32 664	40	10	25	25	59	61	65
2″ x 1¼″	02290	05 32 665	32	10	25	25	59	50	65
2″ x 1″	02291	05 32 666	25	10	25	22	57	41	65
2½″ x 3″	02292	05 32 675	65	10	30	37	99	108	108
2½″ x 2″	02293	05 32 676	50	10	30	29	68	75	80
2½″ x 1½″	02294	05 32 677	40	10	30	25	64	61	80
2½″ x 1¼″	02295	05 32 678	32	10	30	25	64	50	80
3″ x 4″	02296	05 32 690	80	10	33	43	115	135	135
3″ x 2½″	02297	05 32 691	63	10	33	34	75	90	93
3″ x 2″	02298	05 32 692	50	10	33	29	70	75	93
3″ x 1½″	02299	05 32 693	40	10	33	25	66	61	93
4″ x 3″	02300	05 32 711	80	10	39	37	91	108	115
4″ x 2½″	23001	05 32 712	65	10	39	34	93	90	115
4″ x 2″	23002	05 32 713	50	10	39	29	100	75	115

UP. **33**. MT

- Threaded reducer
- BSP male x male thread

- 牙口式变径
- BSP外螺纹 × 外螺纹

- Nipplo ridotto
- Filetto maschio x maschio BSP

- Reduziernippel
- 2 Aussengewinde BSP

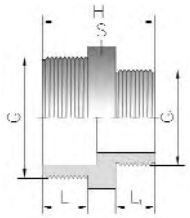

G x G_1	CODE	REF.	DN	PN	L	L_1	H	S
½″ x ³/₈″	02303	05 33 620	10	10	15	11	36	24
¾″ x ½″	02304	05 33 625	15	10	16	15	43	32
¾″ x ³/₈″	02305	05 33 626	10	10	16	11	39	32
1″ x ¾″	02306	05 33 632	20	10	19	16	48	40
1″ x ½″	02307	05 33 633	15	10	19	15	47	40
1″ x ³/₈″	02308	05 33 634	10	10	19	11	43	40
1¼″ x 1″	02309	05 33 640	25	10	21	19	53	50
1¼″ x ¾″	02310	05 33 641	20	10	21	16	50	50
1¼″ x ½″	02311	05 33 642	15	10	21	15	49	50
1½″ x 1¼″	02312	05 33 650	32	10	21	21	56	55
1½″ x 1″	02313	05 33 651	25	10	21	19	54	55
1½″ x ¾″	02314	05 33 652	20	10	21	16	51	55
2″ x 1½″	02315	05 33 663	40	10	25	21	61	65
2″ x 1¼″	02316	05 33 664	32	10	25	21	61	65
2″ x 1″	02317	05 33 665	25	10	25	19	58	65
2½″ x 2″	02318	05 33 675	50	10	30	25	70	80
2½″ x 1½″	02319	05 33 676	40	10	30	21	66	80
2½″ x 1¼″	02320	05 33 677	32	10	30	21	66	80
3″ x 2½″	02321	05 33 690	65	10	33	30	78	93
3″ x 2″	02322	05 33 691	50	10	33	25	73	93
3″ x 1½″	02323	05 33 692	40	10	33	21	69	93
4″ x 3″	02324	05 33 710	80	10	38	33	86	115
4″ x 2½″	02325	05 33 711	65	10	38	30	83	115
4″ x 2″	02326	05 33 712	50	10	38	25	78	115

UP. **34**. MFT

- Short threaded reducer
- BSP male x female thread

- 牙口式变径
- BSP外螺纹 × 内螺纹

- Riduzione filettata corta
- Filetto maschio x femmina BSP

- Reduziernippel kurz
- Innengew. BSP/Aussengew. BSP

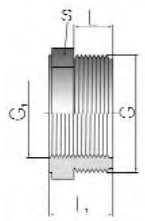

G x G_1	CODE	REF.	DN	PN	L	L_1	S
½″ x ¼″	23087	05 34 621	7	10	12	12	27
¾″ x ½″	20147	05 34 625	15	10	16	30	32
¾″ x ¼″	23088	05 34 627	7	10	16	12	32
¾″ x ⅛″	28081	05 34 628	3	10	16	34	32
1″ x ¾″	20148	05 34 632	20	10	19	34	36
1″ x ¼″	23089	05 34 635	7	10	12	19	36
1¼″ x 1″	20149	05 34 640	25	10	21	36	46
1½″ x 1¼″	20150	05 34 650	32	10	21	36	55
2″ x 1½″	20151	05 34 663	40	10	26	42	65
2½″ x 2″	20152	05 34 675	50	10	30	47	80
3″ x 2½″	20153	05 34 690	63	10	33	51	93
4″ x 3″	20154	05 34 710	75	10	39	64	120

Unions / （由任）活接头 / Bocchettoni / Verschraubungen

UNIONS
Connection possibilities

活接头连接方式

BOCCHETTONI
Possibilità di connessione

VERSCHRAUBUNGEN
Anschlussmöglichkeiten

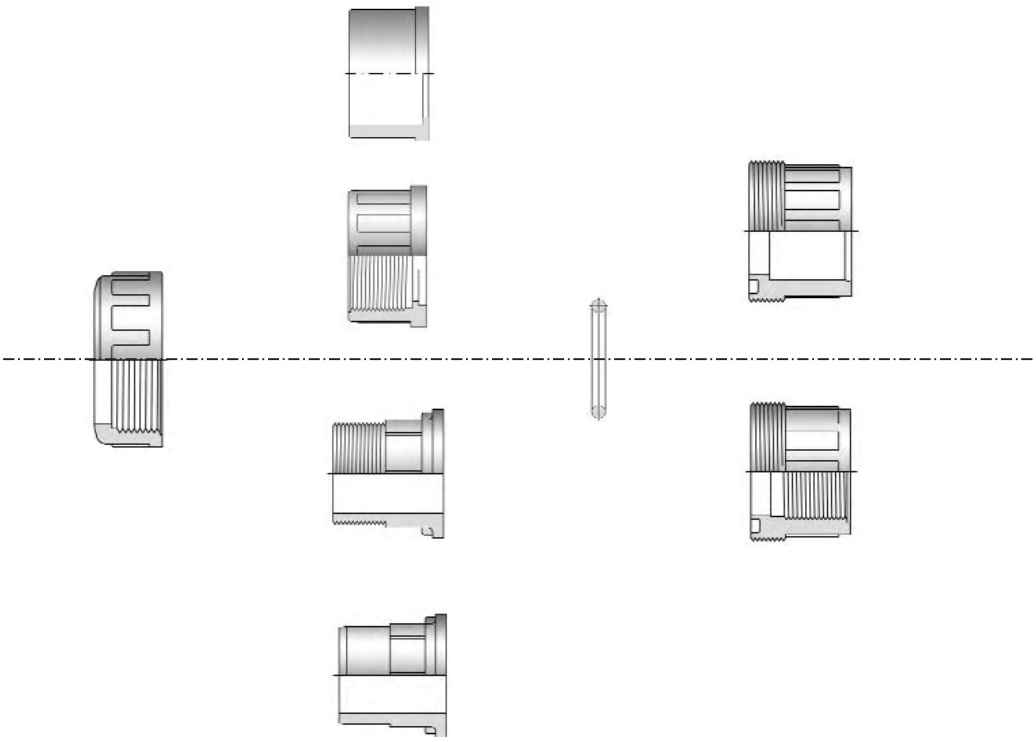

AVAILABLE STANDARDS

Socket fittings:
- METRIC (see in this catalog)
- BSP (see in this catalog)
- ASTM (see "US Size Product Guide")

Threaded fittings:
- NPT (see "US Size Product Guide")
- BRITISH STANDARD (see in this catalog)

可参照标准

平口式管件
- METRIC（见此目录）
- BSP（见此目录）
- ASTM（见＂美国尺寸产品向导＂）

牙口式管件
- NPT （见＂美国尺寸产品向导＂
- BS（见此目录）

STANDARDS DISPONIBILI

Accessori incollagio:
- METRICO (vedere in questo catalogo)
- BSP (vedere in questo catalogo)
- ASTM (vedere "US Size Product Guide")

Accessori filettato:
- NPT (vedere "US Size Product Guide")
- BRITISH STANDARD (vedere in questo catalogo)

ERHÄLTLICHE STANDARDS

Klebefittinge:
- METRISCH (siehe Programm in diesem Katalog)
- BSP (siehe Programm in diesem Katalog)
- ASTM (siehe "US Size Product Guide")

Gewindefittinge:
- NPT (siehe "US Size Product Guide")
- BRITISH STANDARD (siehe Programm in diesem Katalog)

UP. **50**. SF

- Union
- Female solvent socket
- Metric series
- EPDM O-Ring

- 活接头
- 平口连接
- 公制系列
- EPDM O形圈

- Bocchettone
- Incollagio femmina
- Serie metrica
- O-Ring in EPDM

- Verschraubung 3-teilig
- 2 Klebemuffen
- Metrische Serie
- EPDM O-Ring

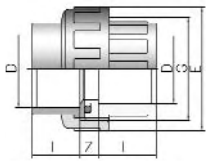

D	CODE	REF.	DN	PN	L	Z	G	E	O-Ring / joint torique anillo tórico / O-Ring
16	20157	05 50 016	12	16	14	13	¾″	34	15,5 x 2,6
20	02327	05 50 020	15	16	16	13	1″	41	20,2 x 3,5
25	02328	05 50 025	20	16	19	13	1¼″	52	28,2 x 3,5
32	02329	05 50 032	25	16	22	13	1½″	60	32,9 x 3,5
40	02330	05 50 040	32	16	26	15	2″	74	40,6 x 5,3
50	02331	05 50 050	40	16	31	17	2¼″	80	47,0 x 5,3
63	02332	05 50 063	50	16	38	21	2¾″	99	59,7 x 5,3
75	02333	05 50 075	65	10	44	21	3½″	120	75,6 x 5,3
90	02334	05 50 090	80	10	51	24	4″	138	91,4 x 5,3
110	02335	05 50 110	100	10	61	26	5½″	179	110,5 x 5,3

UP. **50**. SFT

- Union
- Female solvent socket x BSP female thread
- Metric series
- EPDM O-Ring

- 活接头
- 平口连接 × BSP内螺纹
- 公制系列
- EPDM O形圈

- Bocchettone misto
- Incollagio femmina x filetto femmina BSP
- Serie metrica
- O-Ring in EPDM

- Übergangs-Verschraubung
- Klebemuffe/Innengewinde BSP
- Metrische Serie
- EPDM O-Ring

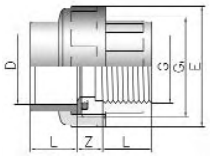

D x G	CODE	REF.	DN	PN	L	Z	G_1	E	O-Ring / joint torique anillo tórico / O-Ring
16 x ⅜″	20158	05 50 416	12	10	14	13	¾″	34	15,5 x 2,6
20 x ½″	02336	05 50 420	15	10	16	13	1″	41	20,2 x 3,5
25 x ¾″	02337	05 50 425	20	10	19	13	1¼″	52	28,2 x 3,5
32 x 1″	02338	05 50 432	25	10	22	13	1½″	60	32,9 x 3,5
40 x 1¼″	02339	05 50 440	32	10	26	15	2″	74	40,6 x 5,3
50 x 1½″	02340	05 50 450	40	10	31	17	2¼″	80	47,0 x 5,3
63 x 2″	02341	05 50 463	50	10	38	21	2¾″	99	59,7 x 5,3
75 x 2½″	02342	05 50 475	65	10	44	21	3½″	120	75,6 x 5,3
90 x 3″	02343	05 50 490	80	10	51	24	4″	138	91,4 x 5,3
110 x 4″	02344	05 50 510	100	10	61	26	5½″	179	110,5 x 5,3

UP. **50**. FT

- Union
- BSP female thread
- EPDM O-Ring

- 活接头
- BSP内螺纹
- EPDM O形圈

- Bocchettone
- Filetto femmina BSP
- O-Ring in EPDM

- Verschraubung
- 2 Innengewinde BSP
- EPDM O-Ring

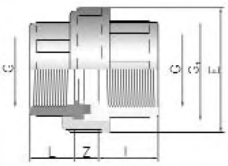

G	CODE	REF.	DN	PN	L	Z	G_1	E	O-Ring / joint torique anillo tórico / O-Ring
⅜″	20159	05 50 616	12	10	14	13	¾″	34	15,5 x 2,6
½″	02345	05 50 620	15	10	16	12	1″	41	20,2 x 3,5
¾″	02346	05 50 625	20	10	19	12	1¼″	52	28,2 x 3,5
1″	02347	05 50 632	25	10	22	14	1½″	60	32,9 x 3,5
1¼″	02348	05 50 640	32	10	26	16	2″	74	40,6 x 5,3
1½″	02349	05 50 650	40	10	31	18	2¼″	80	47,0 x 5,3
2″	02350	05 50 663	50	10	38	20	2¾″	99	59,7 x 5,3
2½″	07713	05 50 675	65	10	44	21	3½″	120	75,6 x 5,3
3″	07714	05 50 690	80	10	51	24	4″	138	91,4 x 5,3
4″	07715	05 50 710	100	10	61	26	5½″	179	110,5 x 5,3

UP. **51**. SMF

- Union
- Male x female solvent socket
- Metric series
- EPDM O-Ring

- 活接头
- 平口连接
- 公制系列
- EPDM O形圈

- Bocchettone
- Incollagio femmina x maschio
- Serie metrica
- O-Ring in EPDM

- Verschraubung
- Klebemuffe/Klebestutzen
- Metrische Serie
- EPDM O-Ring

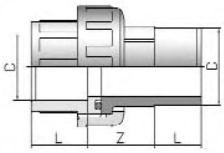

D	CODE	REF.	DN	PN	L	Z
50	02351	05 51 050	40	10	31	48
63	02352	05 51 063	50	10	38	62

Viton® o-rings available upon request.
Joints Viton® disponibles sur commande.
O-Rings en Viton® disponibili su richesta.
O-rings auf Viton® auf Anfrage.

Victaulic® coupling /Victaulic® 接头/ Connessione Victaulic® / Victaulic®-Kupplung

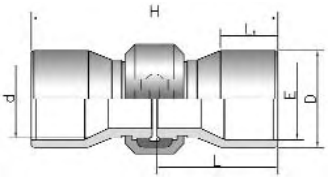

- Fast assembly
- Allows misalignments up to 1°30′
- EPDM joint
- Coupling made of coated ductile iron.
- Screws made of zinc plated carbon steel

- 快速安装
- 允许1°30′移位
- EPDM垫片
- 接头是由延展性好钢铁制成

- Montaggio rapido.
- Permette disallineamenti fino a 1°30′
- Guarnizione in EPDM
- Giunto in acciaio verniciato
- Viteria in acciaio zincato

- Rasche Montage.
- Erlaubt Auslenkungen bis 1°30′
- EPDM Dichtung
- Kupplungsstück aus Spharöguss mit Schutzanstrich
- Schrauben aus verzinktem Stahl.

UP. **58**. SFVT

- Victaulic® grooved flexible socket
- Female solvent socket
- Metric series

- Victaulic®带槽弹性连接件
- 平口连接
- 公制系列

- Raccordo per giunto Victaulic®
- Incollagio femmina
- Serie metrica

- Victaulic®-Kupplung
- Klebemuffe
- Metrische Serie

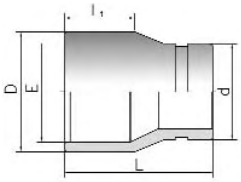

D - E x d	CODE	REF.	DN	PN	L	L_1	H
75 - 63 x 2″	20162	05 58 463	2″	16	93	44	202.6
110 - 90 x 3″	20163	05 58 490	3″	16	132	63	280.6
125 - 110 x 4″	20164	05 58 510	4″	16	151	71	321.6
180 - 160 x 6″	21444	05 58 560	6″	10	183	90	388.6

UP. **58**. VT

- Victaulic® grooved flexible coupling

- Victaulic®带槽弹性接头

- Giunto Victaulic®

- Victaulic® Kupplungsbride

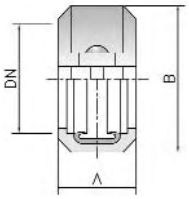

DN	CODE	REF.	A	B
2″	20165	05 58 063	48	87
3″	20166	05 58 090	48	114
4″	20167	05 58 110	54	147
6″	21445	05 58 160	54	203

Victaulic® is a registered trademark of Victaulic Company of America
Victaulic® 是美国Victaulic公司注册商标
Victaulic® marchi registrati della Victaulic Company of America
Victaulic® ist ein eingetragenes Warenzeichen der Fa. Victaulic Company of America

Sight glasses /视镜/
Visori per liquidi / Schaugläser

UP. **54**. SF

- Material:
  D50 - D63: PMMA (Fig. A)
  D75 - D225: SAN (Fig. B)
- 4 screws
- Female solvent socket
- Metric series

Working pressure at 20°C (73°F) water temperature:
- D50 - D63: PN 6
- D75 - D225: PN 10

- 材质：
  D50 - D63: PMMA (图 A)
  D75 - D225: SAN (图 B)
- 4颗螺丝
- 平口连接
- 公制系列

工作压力20°C (73°F)
水温：
- D50 - D63: PN 6
- D75 - D225: PN 10

- Materiali:
  D50 - D63: PMMA (Fig. A)
  D75 - D225: SAN (Fig. B)
- 4 viti
- Incollagio femmina
- Serie metrica

Pressione di servizio 20°C (73°F) temperatura dell'aqua:
- D50 - D63: PN 6
- D75 - D225: PN 10

- Material:
  D50 - D63: PMMA (Fig. A)
  D75 - D225: SAN (Fig. B)
- 4 Schrauben
- Klebemuffen-Anschluss
- Metrische Serie

Arbeitsdruck bei 20°C (73°F) Wassertemperatur:
- D50 - D63: PN 6
- D75 - D225: PN 10

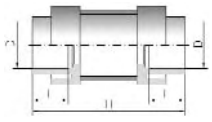

A

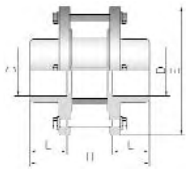

B

D	CODE	REF.	DN	L	H	E	MOD.
50	02387	05 54 050	40	31	130	80	A
63	02388	05 54 063	50	38	159	92	A
75	02389	05 54 075	65	44	165	185	B
90	02390	05 54 090	80	51	180	200	B
110	02391	05 54 110	100	61	250	220	B
125	02392	05 54 125	110	69	280	230	B
140	02393	05 54 140	125	76	310	250	B
160	02394	05 54 160	150	86	360	285	B
200	02395	05 54 200	175	106	420	315	B
225	02396	05 54 225	200	119	500	340	B

UP. **54**. FT

- Material: PMMA
- 4 Screws
- BSP female thread

Working pressure at 20°C (73°F) water temperature:
- 1½" - 2" PN 6

- 材质：PMMA
- 4颗螺丝
- BSP内螺纹

工作压力20°C (73°F)
水温：
- 1½" - 2" PN 6

- Materiali: PMMA
- 4 viti
- Filetto femmina BSP

Pressione di servizio 20°C (73°F) temperatura dell'aqua:
- 1½" - 2" PN 6

- Material: PMMA
- 4 Schrauben
- Anschluss Innengewinde BSP

Arbeitsdruck bei 20°C (73°F) Wassertemperatur:
- 1½" - 2" PN 6

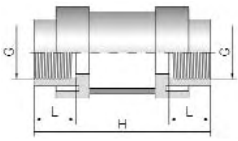

D	CODE	REF.	DN	L	H	E
1½"	02397	05 54 650	40	31	130	80
2"	02398	05 54 663	50	38	159	92

注：PMMA：聚甲基丙烯酸甲脂
SAN：苯乙烯丙烯晴共聚树脂

Solvent cement / Cleaner / Teflon® tape
胶水/清洁剂/Teflon®胶带
Collanti / Solventi / Nastri Teflon®
Kleber / Reiniger / Teflon®- Bänder

ATTENTION

- Please, do an accurate turnover of the stock as the solvent cement can loose the original characteristics from 12 months after its manufacturation.
- Stock in a dry and fresh place.
- Please, read the instructions of use.
- Do not use with CPVC.

注意

- 请将存放数月的胶水使用前准确翻转以恢复其原有特性.
- 存放在干燥通风处.
- 请阅读使用说明.

ATTENZIONE

- Realizzare una corretta rotazione delle giacenze poichè il collante può perdere le sue caratteristiche originali a partire dai 12 mesi dalla data di fabbricazione
- Immagazzinare in un luogo fresco e asciutto.
- Leggere le norme di utilizzo riportate sulla confezione.
- Non idoneo per l'uso con PVC-C.

ACHTUNG

- Es ist auf korrekte Rotation der Klebelagerbestände zu achten, da das Material zwölf Monate nach Herstellung seine ursprünglichen Eigenschaften verlieren kann..
- An einem kühlen und frockenen Ort lagern..
- Bitte die Verarbeitungs-Richtlinien auf der Originalverpackung beachten.
- Nicht mit PVC-C verwenden.

Average gluins for 1.000 cc of solvent cement
每1.000cc 胶水中平均粘接数量
N° approssimato di incollaggi effettuati con 1.000 cc di collante
Durchschnittliche Anzahl von Verklebungen pro 1.000 cm³

Ø of pipe Ø管子 Ø del tubo Rohr Ø	16	20	25	32	40	50	63	75	90	110	125	140	160	200	225	250	315	400
Gluins 粘接数量 N° di incollagi Anzahl Klebungen	390	375	300	250	200	110	80	55	40	25	22	18	11	7	5	4	3	2

UP. 90. SC

- PVC-U solvent cement
- PVC-U胶水
- Collante PVC-U
- PVC-U Kleber

Size / 规格 / Medida /Größe		CODE	REF.
Can /听 / Barattolo / Dose	1.000 cc	02426	05 90 100
Can /听 / Barattolo / Dose	500 cc	02427	05 90 050
Can /听 / Barattolo / Dose	250 cc	02428	05 90 025
Tub / 支 / Tubetto / Tube	125 cc	02429	05 90 012
Can with paint brush / 带刷子 / Barattolo con applicatore / Dose mit Pinsel	250 cc	02430	05 90 026
Can with paint brush / 带刷子 / Barattolo con applicatore / Dose mit Pinsel	500 cc	09043	05 90 051
Can with paint brush / 带刷子 / Barattolo con applicatore / Dose mit Pinsel	1.000 cc	09044	05 90 101

UP. 90. CL

- Cleaner
- 清洁剂
- Solvente
- PVC-Reiniger

Size / 规格 / Medida /Größe		CODE	REF.
Can / 听 / Barattolo / Dose	1.000 cc	02431	05 90 300
Can / 听 / Barattolo / Dose	500 cc	02432	05 90 250

UP. 90. SCB

- BONDTITE solvent cement PVC-U
- Especially indicated for PVC flexible pipe.

- Collante BONDTITE PVC-U胶水
- 专用于PVC软管（带刷子）

- Collante BONDTITE PVC-U
- Specialmente indicato per tubo semirigido in PVC.

- Kleber BONDTITE PVC-U
- Besonders zu empfehlen für den flexiblen PVC-Schlauch.

Size / 规格 / Medida /Größe		CODE	REF.
Can with paint brush /Pot avec pinceau/ Barattolo con applicatore / Dose mit Pinsel	250 cc	27050	05 90 026B
Can with paint brush /Pot avec pinceau/ Barattolo con applicatore / Dose mit Pinsel	500 cc	27051	05 90 051B
Can with paint brush /Pot avec pinceau/ Barattolo con applicatore / Dose mit Pinsel	1.000 cc	27052	05 90 101B

UP. 90. TSC

- TANGIT solvent cement PVC-U

- PVC-U TANGIT胶水（带刷子）

- Collante TANGIT PVC-U

- Kleber TANGIT PVC-U

Size / 规格 / Medida /Größe		CODE	REF.
Can with paint brush /Pot avec pinceau/ Baratollo / Dose mit Pinsel	1.000 cc	02433	05 90 400
Can with paint brush /Pot avec pinceau/ Barattolo / Dose mit Pinsel	500 cc	02434	05 90 350

UP. 90. TF

- Teflon® thread-wrap tape

- Teflon®胶带

- Nastro di Teflon®

- Teflon®-Band

Tickness / 厚度 / Spessore / Banddicke	Width / 宽度 Larghezza / Breite	Length / 长度 Lunghezza / Länge	CODE	REF.
0.075 mm	12 mm	12 m	02435	05 90 500
0.10 mm	19 mm	50 m	02436	05 90 550

PVC-U & PVC-C VALVES

PVC-U & PVC-C阀门

VALVOLE IN PVC-U E PVC-C

VENTILE IN PVC-U UND PVC-C

Information	目录	Informazioni	Information	34
"Standard" Ball valves	标准系列	Valvole a sfera "Standard"	Kugelhähne "Standard"	36
"Industrial" Ball valves	工业系列	Valvole a sfera "Industrial"	Kugelhähne "Industrial"	40
"3-way" Ball valves	三通球阀系列	Valvole a sfera "3 vie"	3 Weg-Kugelhähne	46
Actuated Ball valves	驱动球阀	Valvole a sfera attuate	Kugelhähne mit Stellantriebenbe	49
Spring check valves	弹簧逆止阀	Valvole di non ritorno	Kegel-Rückschlagventile	62
Foot valves	福特阀	Valvole di fondo	Fußventile	66
Ball check valves	球型逆止阀	Valvole di non ritorno a sfera	Kugel-Rückschlagventile	69
Ball foot valves	球型福特阀	Valvole di fondo a sfera	Kugel-Fußventile	73
Swing check valves	片式止回阀	Valvole a clapet	Rückschlagklappen	76
Butterfly valves	蝶阀	Valvole a farfalla	Absperrklappen	79
Butterfly valve: gear operated	带手轮齿轮箱蝶阀	V. a farfalla con riduttore manuale	Absperrklappen mit Handgetrie	87
Actuated butterfly valves	驱动蝶阀	V. a farfalla attuate	Automatik-Absperrklappen	89
Hydraulic valves	液压阀	Valvole idrauliche	Hydraulikventil	101
Air/Vacuum relief valve	空气/真空解除阀	Valvole di sfiato aria	Belüftungsventil	107
Purge valves	取样阀	Valvole di spurgo	Entlüftungsventil	109

Cepex®

CODE LEGEND
代码说明
LEGENDA DEI CODICI
LEGENDE DER CODES

UP. 01. SFTR

MATERIAL / 材质 MATERIALI / MATERIAL

UP PVC-U

CP CORZAN PVC-C

FIGURE # / 名称 N° DI FIGURA / FIGUR

67 Spring Check valves
弹簧逆止阀
Valvole di non ritorno
Rückschlagventil

71 Hydraulic valves
液压阀
Valvole idrauliche
Hydraulikventil

73 "Industrial" Ball Valves
工业球阀
Valvole a sfera "Industrial"
Kugelhähne "Industrial"

80 Butterfly valves
蝶阀
Valvole a farfalla
Absperrklappen

(...)

CONNECTIONS / 连接 CONNESSIONI / ANSCHLUSS

F Female
内插式
Femmina
Muffe

M Male
外插式
Maschio
Stutzen

S Solvent
溶剂(平口.需粘接)
Incollagio
Klebverb.

T Threaded
牙口式
Filetto
Gewinde

SPI Spigot connection
承插连接
Conness. portagomma
Schlauchtülle

PE PE connection
PE连接
Connessione PE
PE-Anschluss

FLG Flanged connection
法兰连接
Connessione flangiata
Flanschanschluss

O-RINGS / O型圈 O-RING / DICHTUNGS-MATERIAL

1 EPDM

2 PE

3 Teflon®

4 Viton®

5 PE - EPDM

6 Teflon® - EPDM

7 Teflon® - Viton®

LEGEND
说明
LEGENDA
LEGENDE

Corzan® is a registered trademark of Noveon, Inc.
Corzan® 是BF Goodrich的注册商标
Corzan® è un marchio registrato da Noveon, Inc.
Corzan® ist eingetragenes Warenzeichen von Noveon, Inc.

BALL VALVES
Connection possibilities

球阀连接方式
Possibilités de connexion

VALVOLE A SFERA
Possibilità di connessione

KUGELHÄHNE
Anschluss-Möglichkeiten

IT系统连接

Body
阀体
Corpo
Ventilgehäuse

UP. 60. BODY
D16 / 3/8" - D110 / 4"

B Central body

End connectors
接口
Connessione
Anschluss

UP. 22. SF
D16 - D110

C1 Solvent socket

UP. 22. FT
3/8" - 4"

C2 BSP female thread

UP. 22. SM
D20 - D110

C3 Encolar macho / Male solvent socket

UP. 22. MT
½" - 4"

C4 BSP male thread

UP. 22. VT
2" - 3"

C5 Victaulic® connection

PE. 21. BW11
D20 - D110

C6 PE 100

Examples of combinations
组合样本
Esempi delle combinazioni
Beispiele von Kombinationen

C1 + B + C2

C1 + B + C3

C4 + B + C2

C3 + B + C3

C4 + B + C6

C4 + B + C4

C4 + B + C2

C5 + B + C2

C5 + B + C3

C5 + B + C4

C5 + B + C5

Usual connections are already codified as a set (including connections to PE).
Available Standads:
- METRIC (see in this catalog)
- BSP (see in this catalog)
- ASTM (see in this catalog)
- NPT (see in this catalog)
- BRITISH STANDARD (see in this catalog)
- JIS (consult)

通常连接方式都已经分组整理
（包括PE连接件）

可参照标准
- METRIQUE（见此目录）
- BSP（见此目录）
- ASTM（见此目录）
- NPT（见此目录）
- BS（见此目录）
- JIS（参考）

Le combinazioni abituali sono già codificate come un tutt'uno (includendo le connessioni in PE).
Standards disponibili:
- METRICO (vedere in questo catalogo)
- BSP (vedere in questo catalogo)
- ASTM (vedere in questo catalogo)
- NPT (vedere in questo catalogo)
- BRITISH STANDARD (vedere in questo catalogo)
- JIS (consultare)

Übliche Anschlüsse werden bereits als Satz kodifiziert (einschließlich Anschlüsse zu PE).
Erhältliche Standards:
- METRISCH (siehe Programm in diesem Katalog)
- BSP (siehe Programm in diesem Katalog)
- ASTM (siehe Programm in diesem Katalog)
- NPT (siehe Programm in diesem Katalog)
- BRITISH STANDARD (siehe Programm in diesem Katalog)
- JIS (auf Anfrage)

Standard Series
标准系列
Serie Standard
Standard-Serie

FEATURES

- "Antiblock" system that avoids ball blockage.
- 100% factory tested.
- Minimal pressure drop.
- Low operating torque.
- Resistance to many inorganic chemicals.
- Excellent flow characteristics.
- Sizes from D16 to D110 (3/8" - 4").
- Available standards: Metric, ASTM, British Standard, JIS.
- Threaded versions: BSP and NPT.
- O-Rings available in EPDM or Viton®.
- Ball seat available in HDPE or Teflon®.
- Electric and pneumatic actuators available.

特点

- 具有防止球体堵塞的"抗堵塞"系统
- 100%工厂测试
- 压力最小时也能保持密封
- 低操作扭力
- 抗多种无机化学药品
- 高流速
- 尺寸范围D16—D110 (3/8" - 4").
- 参考标准Metric（公制）ASTM（美国材料实验协会） BSP（英国标准）. JIS（日本工业标准）
- 牙口式:BSP（英国标准管螺纹）和NPT（美标锥形螺纹）
- 带EPDM或Viton O 形圈
- 带HDPE或Teflon球体密封
- 带电动和气动装置

CARATTERISTICHE

- Sistema "Antiblock" che evita il blocco della sfera.
- Testate al 100% in fabbrica.
- Minime perdite di carico.
- Ridotta coppia di manovra.
- Resistente a molti composti chimici inorganici.
- Eccelenti caratteristiche di conduzione.
- Dimensioni da D16 a D110 (3/8" - 4").
- Standard disponibili: Metrico, ASTM, British Standard, JIS.
- Versioni filettate: BSP e NPT.
- O-ring perno disponibile in EPDM o Viton®.
- Guarnizione sagomata sfera disponibile in HDPE o Teflon®.
- Disponibili con attuatori elettrici o pneumatici.

KENNDATEN

- Antiblockiersystem verhindert das Blockieren der Kugel.
- 100% fabrikgetestet.
- Minimaler Druckverlust.
- Niedriges Arbeitsdrehmoment.
- Hervorragende Beständigkeit gegen die meisten anorganischen Medien.
- Exzellentes Strömungsverhalten.
- Dimensionen von D16 bis D110 (3/8" - 4").
- In verschiedenen Standards erhältlich: Metrisch, ASTM, British Standard, JIS.
- Gewindeversionen: BSP und NPT.
- Zapfendichtung in EPDM oder Viton®.
- Kugeldichtung erhältlich in HDPE oder Teflon®.
- Automatisierung mittels elektrischer und pneumatischer Stellantrieben möglich.

COMPONENTS

Available as spare parts.

组件

零件配置图

COMPONENTI

Disponibili come ricambi.

EINZELTEILE UND KOMPONENTEN

Als Ersatzteile erhältlich.

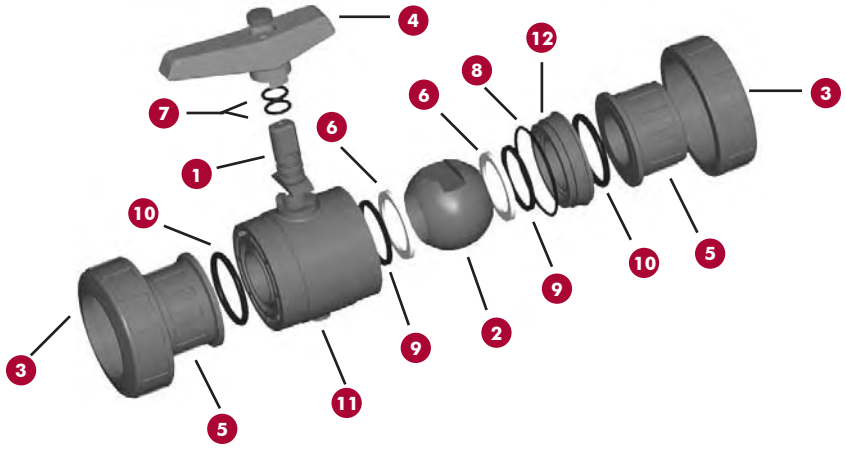

图表	Parts	部件	Parti	Teil	Material
1	Shaft	轴芯	Perno	Zapfen	PVC-U
2	Ball	球芯	Sfera	Kugel	PVC-U
3	Union nut	阀门阀帽	Ghiera	Überwurfmutter	PVC-U
4	Handle	手柄	Maniglia	Handgriff	PP
5	End connector	阀端	Manicotto	Anschlussmuffe	PVC-U
6	Ball seat	球芯密封	Guarnizione sagomata sfera	Kugeldichtung	PE or Teflon®
7	Shaft O-Ring	轴芯密封	O-ring perno	Zapfendichtring	EPDM or Viton®
8	Body O-Ring	阀体密封	O-ring corpo	Gehäusedichtring	EPDM or Viton®
9	Dampener seal	支撑密封	Guarnizione ammortizzatrice	Hinterlagedichtring	EPDM or Viton®
10	End connector O-Ring	阀端密封	O-ring manicotto	Anschlussdichtring	EPDM or Viton®
11	Body	阀体	Corpo	Gehäuse	PVC-U
12	Seal-carrier	阀座密封支撑	Porta O-ring	Dichtungsträger	PVC-U

TECHNICAL CHARACTERISTICS

Working pressure at 20°C (73°F) water temperature:
- D16 - D63 (3/8" - 2"): PN 16
- D75 - D110 (2½"- 4"): PN 10

技术特点

工作压力20°C (73°F)水温：

- D16 - D63 (3/8" - 2"): PN 16
- D75 - D110 (2½"- 4"): PN 10

CARATTERISTICHE TECNICHE

Pressione di servizio a 20°C (73°F) temperatura dell'acqua:
- D16 - D63 (3/8" - 2"): PN 16
- D75 - D110 (2½"- 4"): PN 10

TECHNISCHE EIGENSCHAFTEN

Arbeitsdruck bei 20°C (73°F) Wassertemperatur:
- D16 - D63 (3/8" - 2"): PN 16
- D75 - D110 (2½"- 4"): PN 10

PRESSURE LOSS DIAGRAM

压力损失表

DIAGRAMMA DELLE PERDITE DI CARICO

DRUCKVERLUST-DIAGRAMM

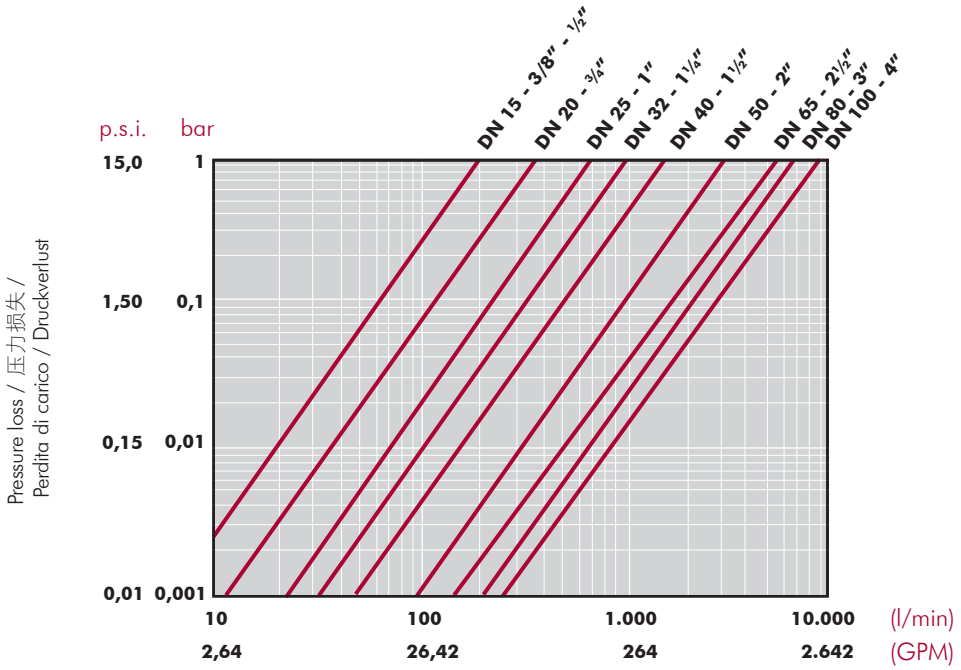

Flow / 流量 / Portata / Durchfluss
K_V (l/min , Δp = 1 bar)

PRESSURE / TEMPERATURE GRAPH

压力/温度表

DIAGRAMMA PRESSIONE / TEMPERATURA

DRUCK-TEMPERATUR-DIAGRAMM

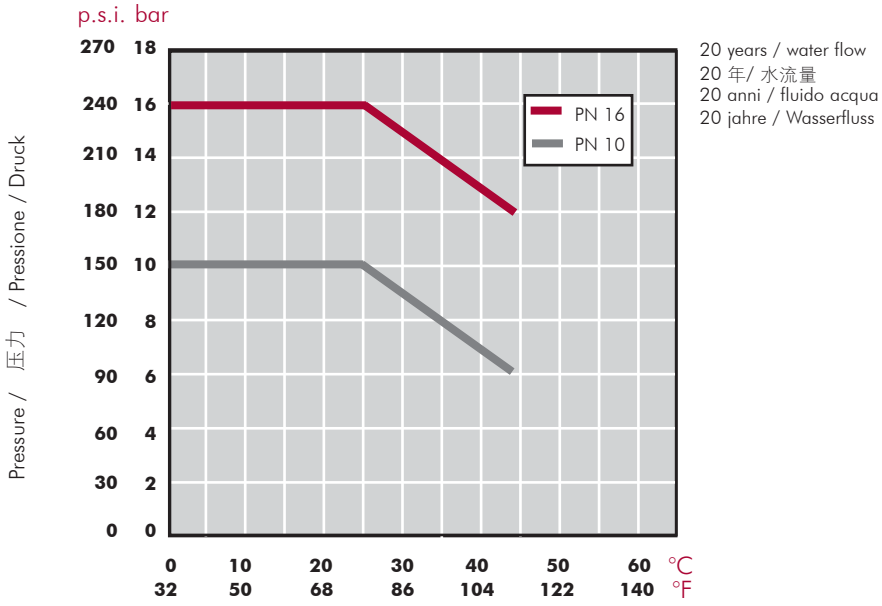

20 years / water flow
20 年/ 水流量
20 anni / fluido acqua
20 jahre / Wasserfluss

Temperature / 温度 / Temperatura / Temperatur

UP. **60**. SF5

- "Standard" ball valve
- PVC-U body
- Female solvent socket
- Metric series
- Ball seat in HDPE
- O-Rings in EPDM
- Blue dot

- 双由令球阀
- PVC-U阀体
- 平口连接
- 公制系列
- HDPE球芯密封
- EPDM O形圈
- 蓝点（标示）

- Valvola a sfera "Standard"
- Corpo in PVC-U
- Incollagio femmina
- Serie metrica
- Guarn. sagomata sfera in HDPE
- O-ring in EPDM
- Distintivo azzurro

- Kugelhahn "Standard"
- PVC-U Gehäuse
- Klebemuffe
- Metrische Serie
- Kugeldichtung HDPE
- O-Ringe EPDM
- Blauer Farbpunkt

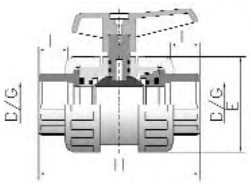

D	CODE	REF.	DN	PN	L	H	E
16	05352	05 60 016	15	16	16	84	52
20	02453	05 60 020	15	16	16	84	52
25	02454	05 60 025	20	16	19	108	62
32	02455	05 60 032	25	16	22	124	70
40	02456	05 60 040	32	16	26	142	84
50	02457	05 60 050	40	16	31	167	104
63	02458	05 60 063	50	16	38	198	120
75	02459	05 60 075	65	10	44	232	148
90	02460	05 60 090	80	10	51	269	179
110	02461	05 60 110	80	10	61	275	179
110	22797	05 60 111	100	10	63	359	228
125	23084	05 60 125	100	10	70	359	228

UP. **60**. FT5

- "Standard" ball valve
- PVC-U body
- BSP female thread
- Ball seat in HPDE
- O-Rings in EPDM
- Blue dot

- 双由令球阀
- PVC-U阀体
- BSP内螺纹
- HPDE球芯密封
- EPDM O形圈
- 蓝点（标示）

- Valvole a sfera "Standard"
- Corpo in PVC-U
- Filetto femmina BSP
- Guarn. sagomata sfera in HPDE
- O-ring in EPDM
- Distintivo azzurro

- Kugelhahn "Standard"
- PVC-U Gehäuse
- Innengewinde BSP
- Kugeldichtung HPDE
- O-Ringe EPDM
- Blauer Farbpunkt

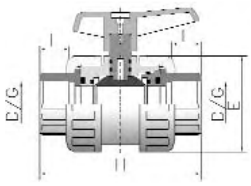

G	CODE	REF.	DN	PN	L	H	E
3/8″	05353	05 60 616	15	16	16	84	52
½″	02462	05 60 620	15	16	16	84	52
¾″	02463	05 60 625	20	16	19	108	62
1″	02464	05 60 632	25	16	22	124	70
1¼″	02465	05 60 640	32	16	26	142	84
1½″	02466	05 60 650	40	16	31	167	104
2″	02467	05 60 663	50	16	38	198	120
2½″	02468	05 60 675	65	10	44	232	148
3″	02469	05 60 690	80	10	51	269	179
4″	05354	05 60 710	80	10	61	275	179
4″	22798	05 60 711	100	10	63	359	228

UP. **61**. SF6

- "Standard" ball valve
- PVC-U body
- Female solvent socket
- Metric series
- Ball seat in PTFE (Teflon®)
- O-Rings in EPDM
- Black dot

- 双由令球阀
- PVC-U阀体
- 平口连接
- 公制系列
- PTFE (Teflon®)球芯密封
- EPDM O形圈
- 黑点（标示）

- Valvole a sfera "Standard"
- Corpo in PVC-U
- Incollagio femmina
- Serie metrica
- Guarn. sagomata sfera in PTFE (Teflon®)
- O-ring in EPDM
- Distintivo nero

- Kugelhahn "Standard"
- PVC-U Gehäuse
- Klebemuffe
- Metrische Serie
- Kugeldichtung PTFE (Teflon®)
- O-Ringe in EPDM
- Schwarzer Farbpunkt

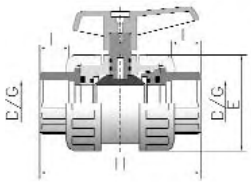

D	CODE	REF.	DN	PN	L	H	E
16	05355	05 61 016	15	16	16	84	52
20	02470	05 61 020	15	16	16	84	52
25	02471	05 61 025	20	16	19	108	62
32	02472	05 61 032	25	16	22	124	70
40	02473	05 61 040	32	16	26	142	84
50	02474	05 61 050	40	16	31	167	104
63	02475	05 61 063	50	16	38	198	120
75	02476	05 61 075	65	10	44	232	148
90	02477	05 61 090	80	10	51	269	179
110	05356	05 61 110	80	10	61	275	179
110	22065	05 61 111	100	10	63	359	228

UP. **61**. FT6

- "Standard" ball valve
- PVC-U body
- BSP female thread
- Ball seat in PTFE (Teflon®)
- O-Rings in EPDM
- Black dot

- 双由令球阀
- PVC-U阀体
- BSP内螺纹
- 公制系列
- PTFE (Teflon®)球芯密封
- EPDM O形圈
- 黑点（标示）

- Valvola a sfera "Standard"
- Corpo in PVC-U
- Filetto femmina BSP
- Guarn. sagomata sfera in PTFE (Teflon®)
- O-ring in EPDM
- Distintivo nero

- Kugelhahn "Standard"
- PVC-U Gehäuse
- Innengewinde BSP
- Kugeldichtung PTFE (Teflon®)
- O-Ringe EPDM
- Schwarzer Farbpunkt

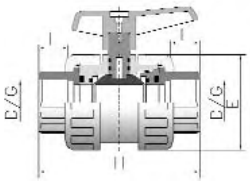

G	CODE	REF.	DN	PN	L	H	E
3/8"	05357	05 61 616	15	16	16	84	52
½"	02478	05 61 620	15	16	16	84	52
¾"	02479	05 61 625	20	16	19	108	62
1"	02480	05 61 632	25	16	22	124	70
1¼"	02481	05 61 640	32	16	26	142	84
1½"	02482	05 61 650	40	16	31	167	104
2"	02483	05 61 663	50	16	38	198	120
2½"	02484	05 61 675	65	10	44	232	148
3"	02485	05 61 690	80	10	51	269	179
4"	05358	05 61 710	80	10	61	275	179
4"	22066	05 61 711	100	10	63	359	228

UP. **61**. SF7

- "Standard" ball valve
- PVC-U body
- Female solvent socket
- Metric series
- Ball seat in PTFE (Teflon®)
- O-Rings in FPM (Viton®)
- Green dot

- 双由令球阀
- PVC-U阀体
- 平口连接
- 公制系列
- PTFE (Teflon®)球芯密封
- FPM (Viton®) O形圈
- 绿点（标示）

- Valvola a sfera "Standard"
- Corpo in PVC-U
- Incollagio femmina
- Serie metrica
- Guarn. sagomata sfera in PTFE (Teflon®)
- O-ring in FPM (Viton®)
- Distintivo verde

- Kugelhahn "Standard"
- PVC-U Gehäuse
- Klebemuffe
- Metrische Serie
- Kugeldichtung PTFE (Teflon®)
- O-Ringe FPM (Viton®)
- Grüner Farbpunkt

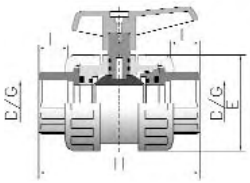

D	CODE	REF.	DN	PN	L	H	E
16	05359	05 61 016 VI	15	16	16	84	52
20	02486	05 61 020 VI	15	16	16	84	52
25	02487	05 61 025 VI	20	16	19	108	62
32	02488	05 61 032 VI	25	16	22	124	70
40	02489	05 61 040 VI	32	16	26	142	84
50	02490	05 61 050 VI	40	16	31	167	104
63	02491	05 61 063 VI	50	16	38	198	120
75	02492	05 61 075 VI	65	10	44	232	148
90	02493	05 61 090 VI	80	10	51	269	179
110	05360	05 61 110 VI	80	10	61	275	179
110	26442	05 61 111 VI	100	10	63	359	228

UP. **61**. FT7

- "Standard" ball valve
- PVC-U body
- BSP female thread
- Ball seat in PTFE (Teflon®)
- O-Rings in FPM (Viton®)
- Green dot

- 双由令球阀
- PVC-U阀体
- BSP内螺纹
- PTFE (Teflon®)球芯密封
- FPM (Viton®) O形圈
- 黑点（标示）

- Valvola a sfera "Standard"
- Corpo in PVC-U
- Filetto femmina BSP
- Guarn sagomata sfera in PTFE (Teflon®)
- O-ring in FPM (Viton®)
- Distintivo verde

- Kugelhahn "Standard"
- PVC-U Gehäuse
- Innengewinde BSP
- Kugeldichtung PTFE (Teflon®)
- O-Ringe FPM (Viton®)
- Grüner Farbpunkt

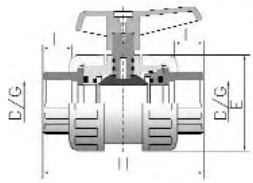

G	CODE	REF.	DN	PN	L	H	E
3/8"	05361	05 61 616 VI	15	16	16	84	52
½"	02494	05 61 620 VI	15	16	16	84	52
¾"	02495	05 61 625 VI	20	16	19	108	62
1"	02496	05 61 632 VI	25	16	22	124	70
1¼"	02497	05 61 640 VI	32	16	26	142	84
1½"	02498	05 61 650 VI	40	16	31	167	104
2"	02499	05 61 663 VI	50	16	38	198	120
2½"	02500	05 61 675 VI	65	10	44	232	148
3"	02501	05 61 690 VI	80	10	51	269	179
4"	05362	05 61 710 VI	80	10	61	275	179
4"	26443	05 61 711 VI	100	10	63	359	228

Industrial Series
工业系列
Serie Industrial
Industrie-Serie

FEATURES

- "Antiblock" system that avoids ball blockage.
- 100% factory tested.
- Available in PVC-U or CORZAN PVC-C.
- Threaded seal carrier.
- It allows the disassembling of the valve while maintaining system pressure.
- Union ends for easy installation and removal.
- Good mechanical strength.
- Resistance to many inorganic chemicals.
- Excellent flow characteristics.
- Sizes from D16 to D110 (3/8" - 4").
- Available standards: Metric, ASTM, British Standard, JIS.
- Threaded versions: BSP and NPT.
- O-Rings available in EPDM or Viton®.
- Ball seat in Teflon®.
- Electric and pneumatic actuators available.

特点

- 具有防止球体堵塞的 ˝抗堵塞˝ 系统
- 100% 工厂测试
- 可选PVC-U或 CORZAN CPVC
- 牙口式阀座密封支撑
- 允许保持系统压力情况下拆除阀门
- 由任端易于安装和拆除
- 良好的机械强度
- 抗多种无机化学药品
- 高流速
- 尺寸范围D16—D110 (3/8" - 4").
- 参考标准Metric （公制）ASTM（美国材料实验协会）.BSP（英国标准）. JIS（日本工业标准）
- 牙口式版本：BSP（英国标准管螺纹）
- NPT（美标锥形螺纹）
- 带EPDM或Viton O形圈
- Teflon球体密封
- 带电动和气动装置

CARATTERISTICHE

- Sistema "Antiblock" che evita il blocco della sfera.
- Testate al 100% in fabbrica.
- Disponibili in PVC-U e CORZAN PVC-C.
- Porta O-ring filettato.
- Possibilità di smontaggio valvola mantenendo l'impianto in pressione.
- Manicotto facilmente installabile e sostituible.
- Buona resistenza meccanica.
- Resistente a molti composti chimici inorganici.
- Eccelenti caratteristiche di conduzzione.
- Dimensioni da D16 a D110 (3/8" - 4").
- Standards disponibili: Metrico, ASTM, British Standard, JIS.
- Versioni filettate: BSP e NPT.
- O-ring perno in EPDM o Viton®.
- Guarnizione sagomata della sfera in Teflon®.
- Disponibili con attuatori elettrici e pneumatici.

KENNDATEN

- Antiblockiersystem verhindert das Blockieren der Kugel.
- 100% Fabrikgetestet.
- Gehäuse in PVC-U und CORZAN PVC-C erhältlich.
- Einschraubteil als Dichtungsträger.
- Erlaubt den Ausbau des Hahnes und Wartungsarbeiten der Anlage unter Arbeitsdruck.
- Einfach zu installierende und zu entfernende Muffe.
- Gute mechanische Widerstandsfähigkeit.
- Hervorragende Beständigkeit gegen die meisten anorganischen Medien.
- Exzellentes Strömungsverhalten.
- Dimensionen von D16 bis D110 (3/8" - 4").
- In verschiedenen Standards erhältlich: Metrisch, ASTM, British Standard, JIS.
- Gewindeversionen: BSP und NPT.
- O-Ringe in EPDM oder Viton®.
- Kugeldichtung erhältlich in Teflon®.
- Automatisierung mittels elektrischenr und pneumatischer Stellantrieben möglich.

COMPONENTS

Available as spare parts.

部件

零件配置图

COMPONENTI

Disponibili come ricambi.

EINZELTEILE KOMPONENTEN

Als Ersatzteile erhältlich.

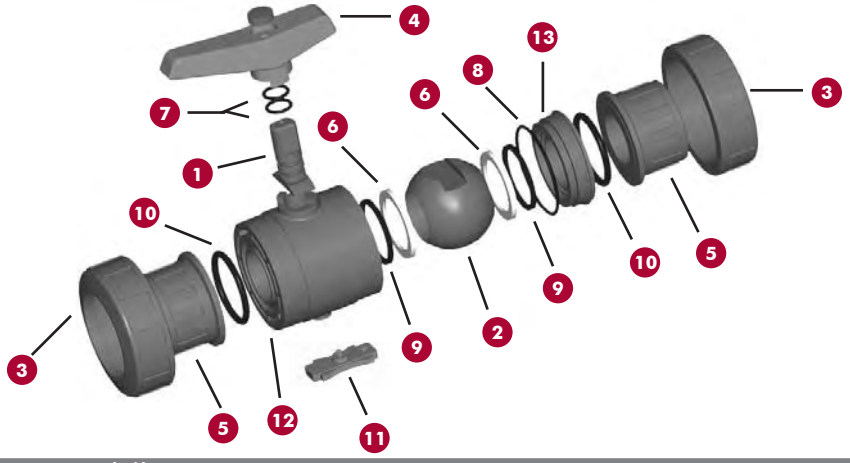

图表	Parts	部件	Parti	Teil	Material
1	Shaft	轴芯	Perno	Zapfen	PVC-U / PVC-C
2	Ball	球芯	Sfera	Kugel	PVC-U / PVC-C
3	Union nut	阀门阀帽	Ghiera	Überwurfmutter	PVC-U / PVC-C
4	Handle	手柄	Maniglia	Handgriff	PP
5	End connector	阀端	Manicotto	Anschlussmufe	PVC-U / PVC-C
6	Ball seat	球芯密封	Guarnizione sagomata sfera	Kugeldichtung	Teflon®
7	Shaft O-Ring	轴芯密封	O-ring perno	Zapfendichtring	EPDM / Viton®
8	Body O-Ring	阀体密封	O-ring corpo	Gehäusedichtring	EPDM / Viton®
9	Dampener seal	支撑密封	Guarnizione ammortizzatrice	Hinterlagedichtring	EPDM / Viton®
10	End connector O-Ring	阀端密封	O-ring manicotto	Anschlussdichtring	EPDM / Viton®
11	Adjusting tool	调节器	Chiave di regolazione	Regulierschlüssel	ABS
12	Body	阀体	Corpo	Gehäuse	PVC-U / PVC-C
13	Seal-carrier	阀座密封支撑	Porta O-ring	Dichtungsträger	PVC-U / PVC-C

TECHNICAL CHARACTERISTICS

Working pressure at 20°C (73°F) water temperature:
- D16 - D63 (3/8" - 2"): PN 16
- D75 - D110 (2½"- 4"): PN 10

技术特点

工作压力20°C (73°F)水温:

- D16 - D63 (3/8" - 2"): PN 16
- D75 - D110 (2½"- 4"): PN 10

CARATTERISTICHE TECNICHE

Pressione di servizio a 20°C (73°F) temperatura dell'acqua:
- D16 - D63 (3/8" - 2"): PN 16
- D75 - D110 (2½"- 4"): PN 10

TECHNISCHE EIGENSCHAFTEN

Arbeitsdruck bei 20°C (73°F) Wassertemperatur:
- D16 - D63 (3/8" - 2"): PN 16
- D75 - D110 (2½"- 4"): PN 10

PRESSURE LOSS DIAGRAM / 压力损失表 / DIAGRAMMA DELLE PERDITE DI CARICO / DRUCKVERLUST-DIAGRAMM

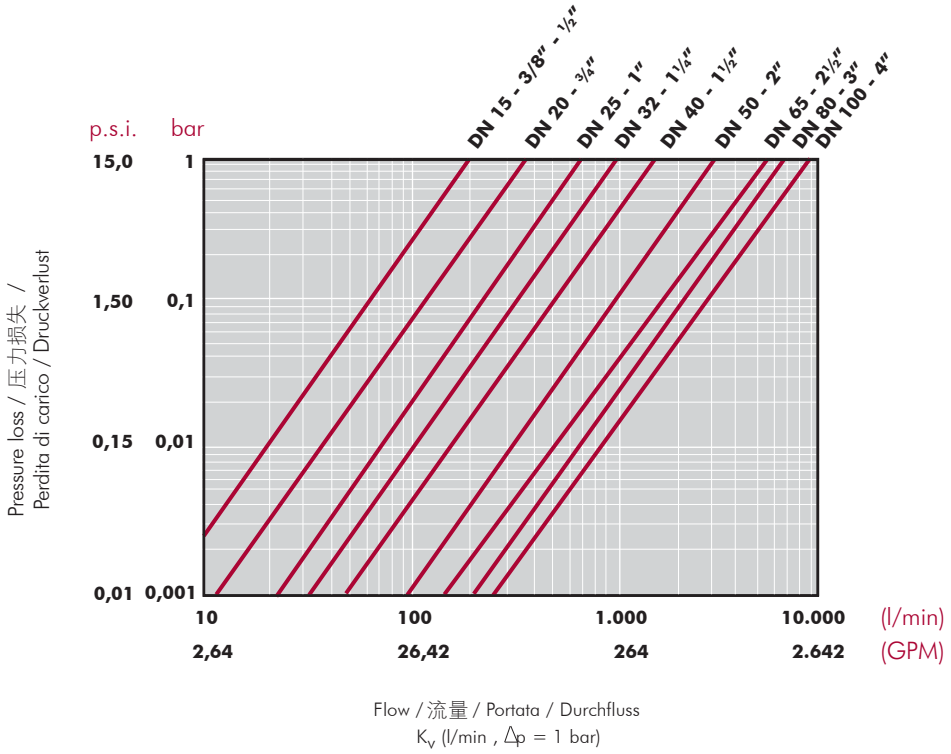

PRESSURE / TEMPERATURE GRAPH / 压力/温度表 / DIAGRAMMA PRESSIONE / TEMPERATURA / DRUCK-TEMPERATUR-DIAGRAMM

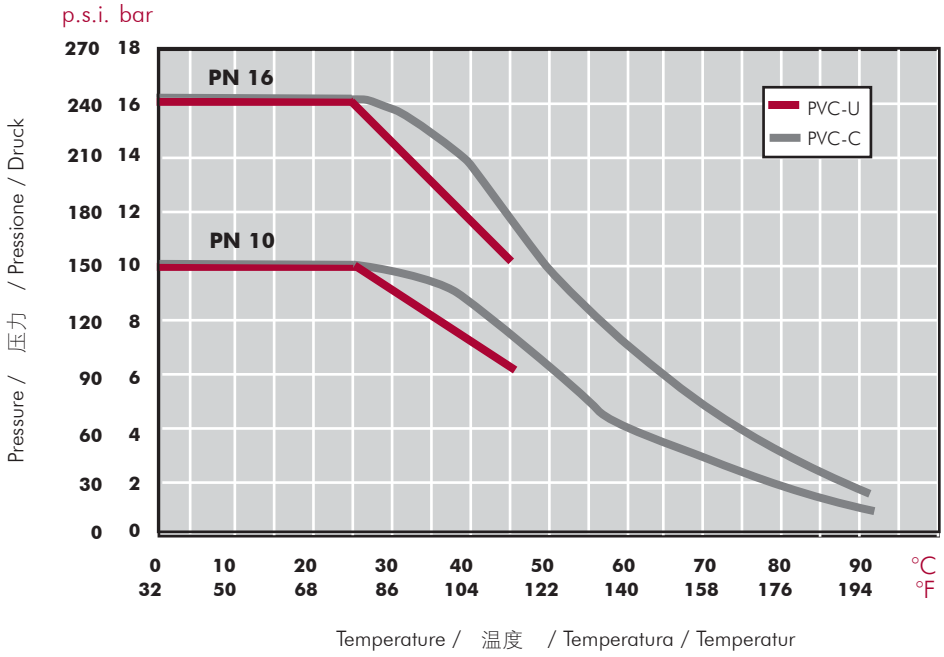

20 years / water flow
20年/ 水流量
20 anni / fluido acqua
20 Jahre / Wasserfluss

INSTALLATION

Assembly instructions

Solvent socket or threaded unions

Loosen the valve union nuts (3) and separate these and the end connectors (5) from the valve body. Pass the pipe through the nuts and then place the bushes over the end of the pipe. The socket unions should be guied onto the pipe using a PVC-U or PVC-C adhesive and pressure should not be applied to the system until a drying period of at least 1 hour per bar of working pressure has elapsed. In the case of threaded unions, PTFE tape should be applied to the male threads. The pipes can now be attached to the valve by hand tightening down the nuts.

Flanged connections

Fit flanges and stub flanges at the ends of the pipes where the valve is to be located. Disassemble the valve's flange assembly and fit a flat gasket between the valve and the valve stub flanges. Position the flange retaining bolts and tighten them down. The valve can now be installed.

Adjustment and maintenance of the valves

Provided that there is no pressure in the circuit, with the valve closed maintenance can be carried out on any component in the valve line.

The following steps can be carried out while maintaining system pressure

The valve is factory adjusted to ensure correct operation over long periods of time. Nevertheless, it is possible to readjust the clamping force on the ball if it is required. This operation is carried out by using the adjusting tool (11) which is attached to the bottom of the valve.

To carry out this operation it is first necessary to undo the two nuts and remove the valve. Introduce the adjusting tool (11) into the slot which forms part of the seal-carrier (13) and turn the adjusting tool either (a) clockwise to loosen the seal or (b) anticlockwise to tighten the seal.

When the time comes to replace any part of the valve, this can be easily done. First, use the adjusting tool to turn the seal-carrier (13) clockwise until it comes free. At this stage, any of the body O-rings (6,8,9) or the ball (2) can be replaced.

If it is necessary to change the shaft (1) or its O-rings (7), then the ball should be removed. It is also necessary to remove the handle (4) by loosening the screw which is found below the press-in logo in its centre. Pressing down will then free the shaft.

Please beware that excessively tightening the seal holder will increase the valve actioning torque which in turn may cause problems with motorized actuators. When reassembling the valve, lubricate the seals with vaseline or silicone. Never use greases or mineral oils.

安装

安装说明

平口承插或牙口式由任

松开阀门阀帽（3）将它及阀端(5)从阀体分开.

将直管从阀帽穿过的，并将轴衬覆在直管底端.插管式由任接头需用PVC–U或CPVC粘合剂固定到直管上,每条至少在晾干1小时后才能使用.若是牙口式由任接头,需在外牙上包裹PTEE胶带.然而可以通过手拧紧阀帽将直管连接到阀门上了.

法兰连接

将法兰安装到直管末端即将安装阀的地方.拆下阀的法兰,放一块扁平的追紧在阀和阀的法兰之间.固定好带有螺丝的法兰,将其拧紧.然后就可以安装阀了.

安装说明

在循环系统没有压力,阀门关紧的情况下,方可以进行阀门任意部件的维护.

下面步骤可在维持系统压力的情况进行.

阀门是经过工厂调试可保证长时间的正常运转.但是,如果需要可用附在阀门底端的调节器(11)重新调节球体上的箝力.

要想进行这项操作,首先需要松开两个阀帽,移去阀门.将调节器插入活接头套筒(13)的槽内,将调节器(a)顺时针松开密封或是(b)逆时针紧闭密封.

更换阀门的任一部件是很容易做的.首先,使用调节器将活接头套筒顺时针松开,此时任何的阀体密封(6.7.8)或球体(2)可被更换.

如需要更换轴芯(1)和轴芯密封(7),那么得将球体拆下,同时也需要松开在手柄中央"向下按"标志下的螺丝来拆下手柄.这样向下按即可松开轴芯.

注意过分拧紧密封会增加阀门的操作扭力,可能导致机动装置出现问题.在安装阀门的时候,用凡士林或硅树脂润滑密封圈.勿用油脂或矿物油.

INSTALLAZIONE

ISTRUZIONI DI MONTAGGIO

Unioni incollate o filetatte

Svitare le ghiere (3) dalla valvola e separarle dai manicotti (5). Introdurre le ghiere nei tubi e successivamente fissare i manicotti negli estremi del tubo. Le unioni incollate si realizzano con un collante per tubi in PVC-U o CPVC rigido e non si applicherà pressione finche non sia trascorsa almeno 1 ora per bar. Nelle unioni filettate si pòrrà nastro di PTFE sui filetti maschio. Terminata questa fase si potrà collocare la valvola tra i manicotti e avvitare a mano le ghiere sopra la valvola.

Unioni con flange

Montare i manicotti e le flange negli estremi del tubo dove si installerà la valvola. Smontare il manicotto flangiato dalla valvola e interporre una guarnizione tra i manicotti flangiati della valvola e il tubo. Inserire le viti nell'unione flangiata e serrare i dadi a stella. Fatto ciò si può montare la valvola.

Regolazione e manutenzione delle valvole

E' possibile procedere alla manutenzione di qualsiasi degli estremi della linea connessa alla valvola mantenendo l'installazione sotto pressione. Semplicemente chiudendo la valvola, questa funzionerà come tappo in qualsisasi dei due sensi.

Le operazioni descritte nel seguito si realizzano sempre senza fluido nella linea.

La valvola è regolata in fabbrica per un corretto e prolungato funzionamento. Ciò nonostante, è possibile regolare la forza di aderenza tra la guarnizione sagomata e la sfera quando le condizioni d'uso lo richiedano. Questa operazione si otterrà con l'aiuto di una chiave di regolazione (11) che è aggiunta nella parte inferiore della valvola.

Per far questo si sviti la ghiera (3) della valvola dalla parte di ingresso del fluido e si tolga dal suo alloggiamento il manicotto. Si introduca la chiave (11) nella sede che il porta O-ring (13) ha per questo scopo e si ruoti in senso antiorario per comprimere la guarnizione sulla sfera e orario per rilasciarla.

In caso di guasto di qualsiasi componente della valvola, potrà essere sostituito smontando il corpo della valvola. Per fare ciò si proceda coma per la regolazione però si ruoti in senso orario finchè il porta O-ring si liberi. Si potranno così sostituire le guarnizioni del corpo (6,8,9) o la sfera (2). Se fosse necessario sustituire il perno (1) o i suoi O-ring (7) si dovrà estrarre la sfera e togliere la maniglia (4) svitando la vite che si trova soto il distintivo colorato. A questo punto spingendo verso il basso, si libererà il perno. Si noti che una compressione eccessiva sul porta O-ring può influire sulla coppia di azionamento che a sua volta può pregiudicare il corretto funzionamento degli attuatori nelle valvole attuate.

Il montaggio della valvola si ottiene seguendo il processo inverso però facendo attenzione a lubrificare le guarnizioni con vaselina neutra o silicone. Non impiegare grassi o oli minerali.

INSTALLATION

MONTAGE-ANLEITUNG

Klebemuffen und Gewindeanschlüsse

Die Überwurfmuttern des Hahnes (3) lösen und von den Anschlüssen (5) trennen. Die Muttern dann über das Rohr schieben und dann die Rohrenden mit den Anschlüssen Schlüssig verbinden (Kleben oder Schrauben). Dies erfolgt bei den Klebeverbindungen mittels Kleber für PVC-U Rohre, bzw. C-PVC hart, wobei der Arbeitsdruck erst nach einer Trockenzeit von 1 Stunde pro bar aufgebracht werden darf. Bei den Schraubverbindungen verwendet man zum Abdichten Teflon® Band auf dem Gewindestutzen. Nun kann der Kugelhahn zwischen den Anschlüssen durch Hand-Anziehen der Überwurfmuttern befestigt werden.

Flanschverbindungen

Flansche und Bundbuchsen dort auf den Rohrenden anbringen, wo der Kugelhahn in der Installation montiert werden soll. Den Flanschsatz auseinandernehmen und eine Flachdichtung zwischen dem Hahn und der Bundbuchse einsetzen. Nun die Schrauben der Flanschverbindung positionieren und kreuzweise anziehen. Anschließend kann der Kugelhahn montiert werden.

Regulierung und Instandhaltung der Ventile

Wartungsarbeiten an den Ventilen können an beiden Enden der angeschlossenen Leitung, und der Installation unter Betriebsdruck ausgeführt werden. Durch einfaches Schließen des Ventils fungiert dieses als Kappe oder Stopfen in beiden Richtungen.

Die nachstehend beschriebenen Operationen können jedoch immer nur bei flüssigkeits-leerer Leitung ausgeführt werden.

Das Ventil ist fabrik-mäßig so eingestellt, dass ein langjähriger Einsatz unter optimalen Arbeitsbedingungen gewährleistet wird. Trotzdem ist es möglich, wo gewisse Bedingungen dies erforderlich machen, das Arbeitsdrehmoment durch Regulierung des Anpressdrucks der Kugeldichtung an die Kugel zu verändern. Dies geschieht mittels des am Ventilgehäuse befestigten und mitgelieferten Regulierschlüssels (11).

Dafür zuerst die Überwurfmuttern (3) am Ventil abschrauben und weglegen. Dann den Regulierschlüssel (11) in die Nut am eingeschraubten Dichtungsträger (13) ansetzen; durch eine Drehung entgegen dem-Uhrzeigersinn wird der Anpressdruck der Dichtung erhöht,durch eine im Uhrzeigersinn wird der Anpressdruck gemindert. Im Falle der Abnützung einer der Ventilkomponenten, kann diese ohne weiteres nach Demontage der Ventilkörper-Baugruppe ausgetauscht werden. Dazu verfährt man genan wie zur Regulierung des Anpressdruckes der Dichtung, nur wird der Dichtungsträger durch Drehung im Uhrzeigersinn vollkommen ausgeschraubt. Einmal entfernt, können nun sämtliche Dichtungsringe (6,8,9) oder auch die Kugel (2) ausgetauscht werden. Sollte der Zapfen (1) oder die dazugehörigen Dichtungen (7) auszuwechseln sein, müsste vorest die Kugel und anschließend auch noch der Handhebel demontiert werden. Dies erreicht man durch Lösen der Schraube unter der Farbmarkierung und erfolgtem Druck auf den Zapfen nach unten, der dadurch lose wird. Es sollte beachtet werden, dass ein zu hoher Anpressdruck des Dichtungsträgers auch das Arbeitsdrehmoment erhöht, was wiederum zu eventuellen Schäden bei aufgebauten Stellantrieben führen könnte. Die Montage der Ventile erfolgt in umgekehrter Reihenfolge, wobel auf ein leichtes Einfetten der zu montierenden Dichtungsringe mit Vaseline oder Silikon nicht verzichtet werden kann. Schmierfette oder Mineralöle sind für diesen Zweck ungeeignet und dürfen nicht verwendet werden.

UP. **73**. SF6

- "Industrial" ball valve
- PVC-U body
- Female solvent socket
- Metric series
- Seating joints in PTFE (Teflon®)
- O-Rings in EPDM
- Black dot

- 双由令球阀
- PVC-U阀体
- 平口连接
- 公制系列
- PTFE (Teflon®)球芯密封
- EPDM O形圈
- 黑点（标示）

- Valvola a sfera "Industrial"
- Corpo in PVC-U
- Incollagio femmina
- Serie metrica
- Guarn. sagomata sfera in PTFE (Teflon®)
- O-ring in EPDM
- Distintivo nero

- Kugelhahn "Industrial"
- PVC-U Gehäuse
- Klebemuffe
- Metrische Serie
- Kugeldichtung PTFE (Teflon®)
- O-Ringe EPDM
- Schwarzer Farbpunkt

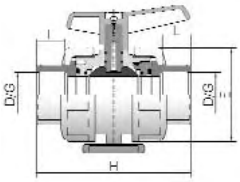

D	CODE	REF.	DN	PN	L	H	E
16	18434	05 73 016	15	16	16	84	52
20	18435	05 73 020	15	16	16	84	52
25	18436	05 73 025	20	16	19	108	62
32	18437	05 73 032	25	16	22	124	70
40	18438	05 73 040	32	16	26	142	84
50	18439	05 73 050	40	16	31	167	104
63	18440	05 73 063	50	16	38	198	120
75	18441	05 73 075	65	10	44	232	148
90	18442	05 73 090	80	10	51	269	179
110	22799	05 73 111	100	10	63	359	228

UP. **73**. FT6

- "Industrial" ball valve
- PVC-U body
- BSP female thread
- Seating joints in PTFE (Teflon®)
- O-Rings in EPDM
- Black dot

- 双由令球阀
- PVC-U阀体
- BSP 内螺纹
- PTFE (Teflon®)球芯密封
- EPDM O形圈
- 黑点（标示）

- Valvola a sfera "Industrial"
- Corpo in PVC-U
- Filetto femmina BSP
- Guarn. sagomata sfera in PTFE (Teflon®)
- O-ring in EPDM
- Distintivo nero

- Kugelhahn "Industrial"
- PVC-U Gehäuse
- Innengewinde BSP
- Kugeldichtung PTFE (Teflon®)
- O-Ringe EPDM
- Schwarzer Farbpunkt

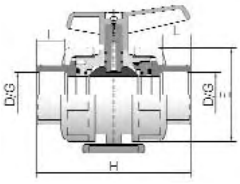

G	CODE	REF.	DN	PN	L	H	E
3/8″	18453	05 73 616	15	16	16	84	52
½″	18454	05 73 620	15	16	16	84	52
¾″	18455	05 73 625	20	16	19	108	62
1″	18456	05 73 632	25	16	22	124	70
1¼″	18457	05 73 640	32	16	26	142	84
1½″	18458	05 73 650	40	16	31	167	104
2″	18459	05 73 663	50	16	38	198	120
2½″	18460	05 73 675	65	10	44	232	148
3″	18461	05 73 690	80	10	51	269	179
4″	22800	05 73 711	100	10	63	359	228

UP. **69**. FLG6

- "Industrial" ball valve
- PVC-U body
- With flanges
- Seating joints in PTFE (Teflon®)
- O Rings in EPDM (Viton® available on order)
- Black dot

- 双由令球阀
- PVC-U阀体
- 法兰连接
- PTFE (Teflon®)球芯密封
- EPDM（可提供Viton®）O形圈
- 绿点（标示）

- Valvola a sfera "Industrial"
- Corpo in PVC-U
- Con flange
- Guarn. sagomata sfera PTFE (Teflon®)
- O-ring in EPDM (Viton® su richiesta)
- Distintivo nero

- Kugelhahn "Industrial"
- PVC-U Gehäuse
- Flansche
- Kugeldichtung PTFE (Teflon®)
- O-Ringe EPDM (Viton® auf Bestellung).
- Schwarzer Farbpunkt

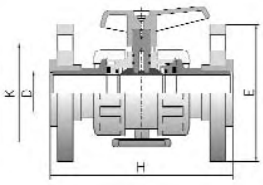

D	CODE	REF.	DN	PN	E	H	K
20	07733	05 69 220	15	16	95	130	65
25	07734	05 69 225	20	16	105	150	75
32	07735	05 69 232	25	16	115	160	85
40	07736	05 69 240	32	16	140	180	100
50	07737	05 69 250	40	16	150	200	110
63	07738	05 69 263	50	16	165	230	125
75	07739	05 69 275	65	10	185	290	145
90	07740	05 69 290	80	10	200	310	160
110	07741	05 69 310	80	10	220	350	180

UP. 73. SF7

- "Industrial" ball valve
- PVC-U body
- Female solvent socket
- Metric series
- Seating joints in PTFE (Teflon®)
- O-Rings in FPM (Viton®)
- Green dot

- 双由令球阀
- PVC-U阀体
- 平口连接
- 公制系列
- PTFE (Teflon®)球芯密封
- FPM(Viton®)O形圈
- 绿点（标示）

- Valvola a sfera "Industrial"
- Corpo in PVC-U
- Incollagio femmina
- Serie metrica
- Guarn. sagomata sfera PTFE (Teflon®)
- O-ring in FPM (Viton®)
- Distintivo verde

- Kugelhahn "Industrial"
- PVC-U Gehäuse
- Klebemuffe
- Metrische Serie
- Kugeldichtung PTFE (Teflon®)
- O-Ringe FPM (Viton®)
- Grüner Farbpunkt

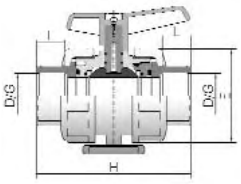

D	CODE	REF.	DN	PN	L	H	E
16	18444	05 73 016 VI	15	16	16	84	52
20	18445	05 73 020 VI	15	16	16	84	52
25	18670	05 73 025 VI	20	16	19	108	62
32	18446	05 73 032 VI	25	16	22	124	70
40	18447	05 73 040 VI	32	16	26	142	84
50	18448	05 73 050 VI	40	16	31	167	104
63	18449	05 73 063 VI	50	16	38	198	120
75	18450	05 73 075 VI	65	10	44	232	148
90	18451	05 73 090 VI	80	10	51	269	179
110	22801	05 73 111 VI	100	10	61	359	228

UP. 73. FT7

- "Industrial" ball valve
- PVC-U body
- BSP female thread
- Seating joints in PTFE (Teflon®)
- O-Rings in FPM (Viton®)
- Green dot

- 双由令球阀
- PVC-U阀体
- BSP内螺纹
- 公制系列
- PTFE (Teflon®)球芯密封
- FPM(Viton®)O形圈
- 绿点（标示）

- Valvola a sfera "Industrial"
- Corpo in PVC-U
- Filetto femmina BSP
- Guarn. sagomata sfrea PTFE (Teflon®)
- O-ring in FPM (Viton®)
- Distintivo verde

- Kugelhahn "Industrial"
- PVC-U Gehäuse
- Innengewinde BSP
- Kugeldichtung PTFE (Teflon®)
- O-Ringe FPM (Viton®)
- Grüner Farbpunkt

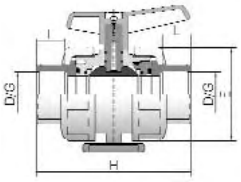

G	CODE	REF.	DN	PN	L	H	E
3/8″	18463	05 73 616 VI	15	16	16	84	52
½″	18464	05 73 620 VI	15	16	16	84	52
¾″	18465	05 73 625 VI	20	16	19	108	62
1″	18466	05 73 632 VI	25	16	22	124	70
1¼″	18467	05 73 640 VI	32	16	26	142	84
1½″	18468	05 73 650 VI	40	16	31	167	104
2″	18469	05 73 663 VI	50	16	38	198	120
2½″	18470	05 73 675 VI	65	10	44	232	148
3″	18471	05 73 690 VI	80	10	51	269	179
4″	22802	05 73 711 VI	100	10	61	359	228

CP. 73. SF6

- "Industrial" ball valve
- CORZAN PVC-C body
- Female solvent socket
- Metric series
- Seating joints in PTFE (Teflon®)
- O-Rings in EPDM
- Black dot

- 双由令球阀
- CORZAN PVC-U阀体
- 平口连接
- 公制系列
- PTFE (Teflon®)球芯密封
- EPDM O形圈
- 黑点（标示）

- Valvola a sfera "Industrial"
- Corpo in CORZAN PVC-C
- Incollagio femmina
- Serie metrica
- Guarn. sagomata sfera PTFE (Teflon®)
- O-ring in EPDM
- Distintivo nero

- Kugelhahn "Industrial"
- CORZAN CPVC Gehäuse
- Klebemuffe
- Metrische Serie
- Kugeldichtung PTFE (Teflon®)
- O-Ringe EPDM
- Schwarzer Farbpunkt

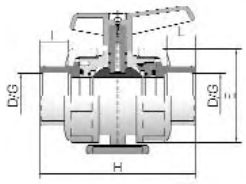

D	CODE	REF.	DN	PN	L	H	E
16	22804	35 73 016	15	16	16	84	52
20	22805	35 73 020	15	16	16	84	52
25	22806	35 73 025	20	16	19	108	62
32	22807	35 73 032	25	16	22	124	70
40	22808	35 73 040	32	16	26	142	84
50	22809	35 73 050	40	16	31	167	104
63	22810	35 73 063	50	16	38	198	120
75	22811	35 73 075	65	10	44	232	148
90	22812	35 73 090	80	10	51	269	179
110	26444	35 73 111	100	10	63	359	228

CP. 73. FT6

- "Industrial" ball valve
- CORZAN PVC-C body
- BSP female thread
- Seating joints in PTFE (Teflon®)
- O Rings in EPDM
- Black dot

- 双由令球阀
- CORZAN PVC-U阀体
- BSP内螺纹
- PTFE (Teflon®)球芯密封
- EPDM O形圈
- 黑点（标示）

- Valvola a sfera "Industrial"
- Corpo in CORZAN PVC-C
- Filetto femmina BSP
- Guarn. sagomata sfera PTFE (Teflon®)
- O-ring in EPDM
- Distintivo nero

- Kugelhahn "Industrial"
- CORZAN CPVC Gehäuse
- Innengewinde BSP
- Kugeldichtung PTFE (Teflon®)
- O-Ringe EPDM
- Schwarzer Farbpunkt

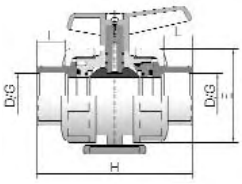

G	CODE	REF.	DN	PN	L	H	E
3/8"	22814	35 73 616	15	16	16	84	52
1/2"	22815	35 73 620	15	16	16	84	52
3/4"	22816	35 73 625	20	16	19	108	62
1"	22817	35 73 632	25	16	22	124	70
1 1/4"	22818	35 73 640	32	16	26	142	84
1 1/2"	22819	35 73 650	40	16	31	167	104
2"	22820	35 73 663	50	16	38	198	120
2 1/2"	22821	35 73 675	65	10	44	232	148
3"	22822	35 73 690	80	10	51	269	179
4"	26445	35 73 711	100	10	63	359	228

CP. 73. SF7

- "Industrial" ball valve
- CORZAN PVC-C body
- Female solvent socket
- Metric series
- Seating joints in PTFE (Teflon®)
- O-Rings in FPM (Viton®)
- Green dot

- 双由令球阀
- CORZAN PVC-U阀体
- 平口连接
- 公制系列
- PTFE (Teflon®)球芯密封
- EPDM O形圈
- 绿点（标示）

- Valvola a sfera "Industrial"
- Corpo in CORZAN PVC-C
- Incollagio femmina
- Serie metrica
- Guarn. sagomata sfera PTFE (Teflon®)
- O-ring in FPM (Viton®)
- Distintivo verde

- Kugelhahn "Industrial"
- CORZAN CPVC Gehäuse
- Klebemuffen
- Metrische Serie
- Kugeldichtung PTFE (Teflon®)
- O-Ringe FPM (Viton®)
- Grüner Farbpunkt

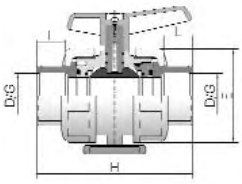

D	CODE	REF.	DN	PN	L	H	E
16	22824	35 73 016 VI	15	16	16	84	52
20	22825	35 73 020 VI	15	16	16	84	52
25	22826	35 73 025 VI	20	16	19	108	62
32	22827	35 73 032 VI	25	16	22	124	70
40	22828	35 73 040 VI	32	16	26	142	84
50	22829	35 73 050 VI	40	16	31	167	104
63	22830	35 73 063 VI	50	16	38	198	120
75	22831	35 73 075 VI	65	10	44	232	148
90	22832	35 73 090 VI	80	10	51	269	179
110	26446	35 73 111 VI	100	10	63	359	228

CP. 73. FT7

- "Industrial" ball valve
- CORZAN PVC-C body
- BSP female thread
- Seating joints in PTFE (Teflon®)
- O-Rings in FPM (Viton®)
- Green dot

- 双由令球阀
- CORZAN PVC-U阀体
- BSP内螺纹
- PTFE (Teflon®)球芯密封
- EPDM O形圈
- 绿点（标示）

- Valvola a sfera "Industrial"
- Corpo in CORZAN PVC-C
- Filetto femmina BSP
- Serie metrica
- Guarn. sagomata sfera PTFE (Teflon®)
- O-ring in FPM (Viton®)
- Distintivo verde

- Kugelhahn "Industrial"
- CORZAN CPVC Gehäuse
- Innengewinde BSP
- Kugeldichtung PTFE (Teflon®)
- O-Ringe FPM (Viton®)
- Grüner Farbpunkt

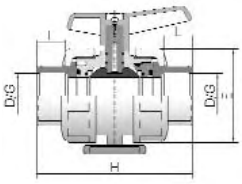

G	CODE	REF.	DN	PN	L	H	E
3/8"	22834	35 73 616 VI	15	16	16	84	52
1/2"	22835	35 73 620 VI	15	16	16	84	52
3/4"	22836	35 73 625 VI	20	16	19	108	62
1"	22837	35 73 632 VI	25	16	22	124	70
1 1/4"	22838	35 73 640 VI	32	16	26	142	84
1 1/2"	22839	35 73 650 VI	40	16	31	167	104
2"	22840	35 73 663 VI	50	16	38	198	120
2 1/2"	22841	35 73 675 VI	65	10	44	232	148
3"	22842	35 73 690 VI	80	10	51	269	179
4"	26447	35 73 711 VI	100	10	63	359	228

3-way ball valve Series
三通球阀系列
Serie valvole a 3 vie
3 Wege-Kugelhähne

FEATURES

- D50 (1½").
- The flow can be diverted 90° or directed to intermediate ports.
- The ball, with its T-shape flow pass, allows the following options:
  - Three way valve, maximum flow.
  - Two way valve 90° ports, third way closed.
- Self-centering ball with 4 seats.
- Handle can be positively located for maximum performance intermediate positions.
- Made of PVC-U.
- Available standards: Metric, British Standard.
- O-Rings in EPDM.
- Ball seat in PE.

特点

- D50 (1½").
- 水流可被90°转移或引导至某中间部分
- 带 T形球孔的球体允许以下选择
  – 三通阀，最大流量
  – 两通阀，90°拐角，第三通道关闭
- 带4个球座的球体
- 由PVC-U制成
- 参考标准：Metric（公制），BS（英国标准）
- 带EPDM O形圈
- 带PE球座

CARATTERISTICHE

- D50 (1½").
- La direzione del flusso può deviarsi di 90° o in gradazioni intermedie.
- La sfera, con passaggio di fluido a forma di "T", permette differenti posizioni:
  - Tre vie aperte, portata massima.
  - Due vie a 90°, la terza chiusa.
- Sfera centrale con 4 guarnizioni sagomate.
- Sistema di ancoraggio della maniglia per le massime prestazioni nelle posizioni intermedie.
- Fabbricata in PVC-U.
- Standards disponibili: Metrico, British Standard.
- O-ring perno disponibile in EPDM.
- Guarnizione sagomata della sfera disponibile in PE.

KENNDATEN

- D50 (1½").
- Der Strömungfluss kann 90° betragen oder auf Zwischenstellungen umgeleitet werden.
- Die Kugel mit Bohrung in "T" ermöglicht folgende Positionen:
  - Drei Durchgänge geöffnet, maximaler Durchfluss.
  - Zwei Durchgänge auf 90°, dritter geschlossen.
- Automatische Zentrierung der Kugel durch 4Punkt-Auflage.
- Handhebel mit Stelleinrichtung zur Einstellung von Zwischenpositionen bei optimalen Durchflussverhältnissen.
- Aus PVC-U hergestellt.
- In verschiedenen Standards ehrältlich: Metrisch, British Standard.
- Zapfendichtung in EPDM.
- Zugelsitzdichtung erhältlich in PE.

COMPONENTS

Available as spare parts.

组件

零件配置图

COMPONENTI

Disponibili come ricambi.

EINZELTEILE UND KOMPONENTEN

Als Ersatzteile erhältlich.

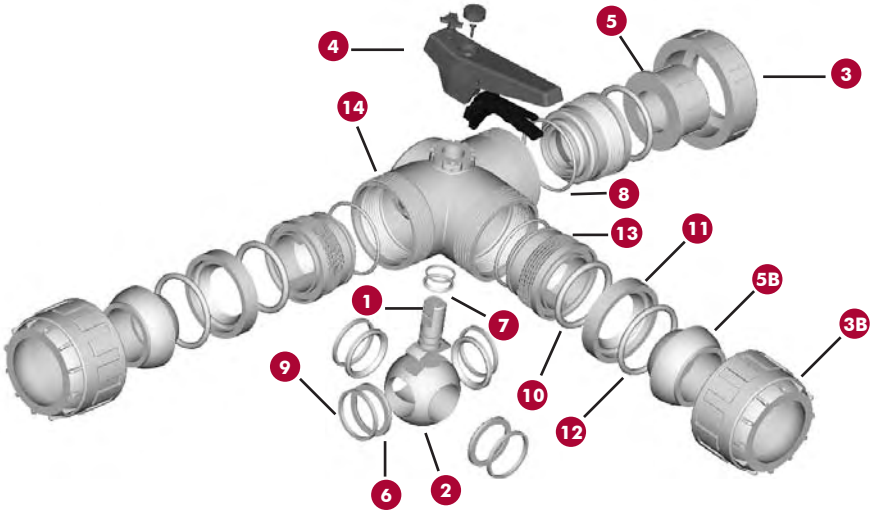

图表	Parts	部件	Parti	Teil	Material
1	Shaft	轴芯	Perno	Zapfen	PVC-U
2	Ball	球芯	Sfera	Kugel	PVC-U
3	Union nut	阀门阀帽	Ghiera	Überwurfmutter	PVC-U
3B	Self-align union nut	自对中阀门阀帽	Ghiera orientabile	Orientierbarer Anschluss	PVC-U
4	Handle	手柄	Maniglia	Handgriff	PP
5	End connector	阀端	Manicotto	Anschlussmuffe	PVC-U
5B	Self-align end connector	自对中阀端	Manicotto orientabile	Anschlussmuffe orientierbar	PVC-U
6	Ball seat	球芯密封	Guarnizione sagomata sfera	Kugelsitzdichtung	HDPE
7	Stem O-Ring	轴芯密封	O-ring perno	Zapfendichtring	EPDM
8	Body O-Ring	阀体密封	O-ring corpo	Gehäusedichtring	EPDM
9	Dampener seal	支撑密封	Guarnizione ammortizzatrice	Hinterlagedichtring	EPDM
10	End connector O-Ring	阀端密封	O-ring manicotto	Anschlussdichtring	EPDM
11	Ball-and-socket joint	垫片	Rotante	Gelenksring	PVC-U
12	Ball-and-socket joint O-Ring	垫片　形圈	Guarnizione per rotante	Dichtungsring	PE
13	Seal-carrier	阀座密封支撑	Porta O-ring	Dichtungsträger	PVC-U
14	Body	阀体	Corpo	Gehäuse	PVC-U

TECHNICAL CHARACTERISTICS

Working pressure at 20°C (73°F) water temperature:
• D50 (1½"): PN 10

技术特点

工作压力20°C (73°F)水温:

• D50 (1½"): PN 10

CARATTERISTICHE TECNICHE

Pressione di servizio a 20°C (73°F) temperatura dell'acqua:
• D50 (1½"): PN 10

TECHNISCHE EIGENSCHAFTEN

Arbeitsdruck bei 20°C (73°F) Wasertemperatur:
• D50 (1½"): PN 10

PRESSURE LOSS DIAGRAM / 压力损失表 / DIAGRAMMA DELLE PERDITE DI CARICO / DRUCKVERLUST-DIAGRAMM

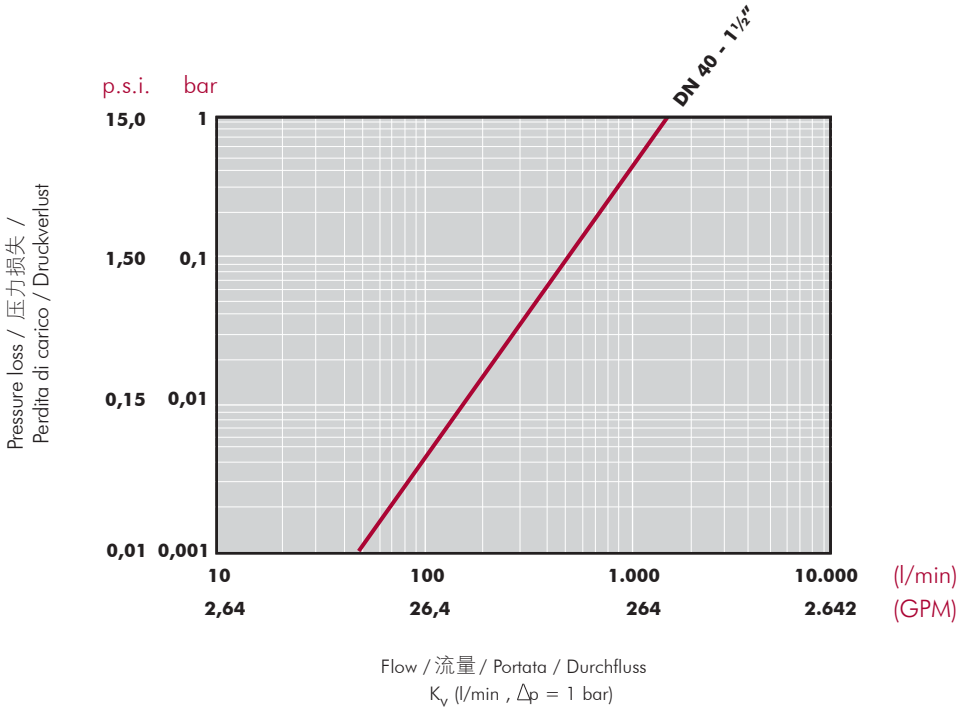

PRESSURE / TEMPERATURE GRAPH / 压力/温度表 / DIAGRAMMA PRESSIONE / TEMPERATURA / DRUCK-TEMPERATUR-DIAGRAMM

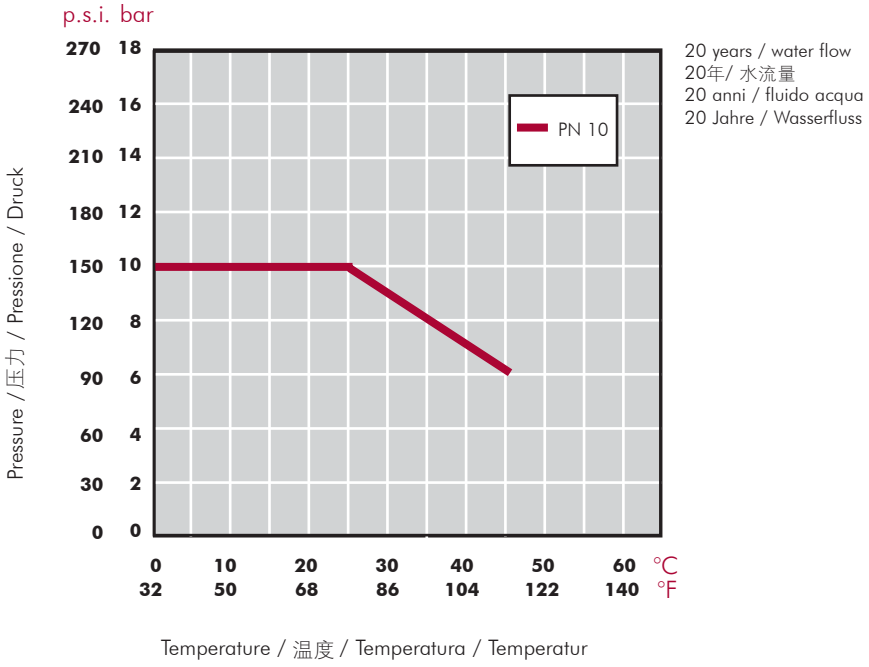

UP. **74**. SF1

- 3-way ball valve
- PVC-U body
- Female solvent socket
- Metric series
- Seating joints in HDPE
- O-Rings in EPDM

- 三通球阀
- PVC-U阀体
- 平口连接
- 公制系列
- HDPE球芯密封
- EPDM O形圈

- Valvola a sfera 3 vie
- Corpo in PVC-U
- Incollagio femmina
- Serie metrica
- Guarn. sagomata sfera HDPE
- O-ring in EPDM

- 3-Wege-Kugelhahn
- PVC-U Gehäuse
- Klebemuffe
- Metrische Serie
- Kugeldichtung HDPE
- O-Ringe EPDM

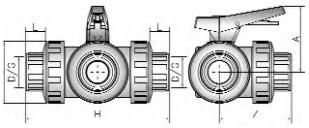

D	CODE	REF.	DN	PN	L	H	E	A	Z
50	20168	05 74 050	40	10	32	240	104	108	120

UP. **74**. FT1

- 3-way ball valve
- PVC-U body
- BSP female thread
- Seating joints in HDPE
- O-Rings in EPDM

- 三通球阀
- PVC-U阀体
- BSP内螺纹
- HDPE球芯密封
- EPDM O形圈

- Valvola a sfera 3 vie
- Corpo in PVC-U
- Filetto femmina BSP
- Guarn. sagomata sfera HDPE
- O-ring in EPDM

- 3-Wege-Kugelhahn
- PVC-U Gehäuse
- Innengewinde BSP
- Kugeldichtung HDPE
- O-Ringe EPDM

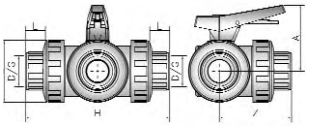

D	CODE	REF.	DN	PN	L	H	E	A	Z
1½	20170	05 74 650	40	10	32	240	104	108	120

UP. **74**. OSF1

- 3-way ball valve with self-align unions (2 of 3)
- Max. ±4°
- PVC-U body
- Female solvent socket
- Metric series
- Seating joints in HDPE
- O-Rings in EPDM

- 三通球阀
- 最大：±4°
- PVC—U阀体
- 承插连接
- 公制系列
- HDPE球芯密封
- EPDM O形圈

- Valvola a sfera a 3 vie con manicotti orientabili (2 di 3)
- Max. ±4°
- Corpo in PVC-U
- Incollagio femmina
- Serie metrica
- Guarn. sagomata sfera HDPE
- O-ring in EPDM

- 3-Wege-Kugelhahn mit orietierbarem Anschluss
- Auslenkung ±4°
- PVC-U Gehäuse
- Klebemuffe
- Metrische Serie
- Kugeldichtung HDPE
- O-Ringe EPDM

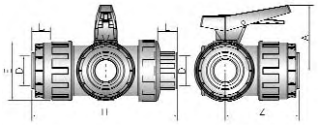

D	CODE	REF.	DN	PN	L	L_1	H	E	A	Z
50	20169	05 74 250	40	10	32	32	249	97	108	135

Ball valves electric actuation
电动球阀
Valvole a Sfera con Attuatore elettrico
Kugelhähne mit elektrischen Stellantrieben

FEATURES

- Sizes from D16 to D110 (3/8″ - 4″).
- Electric actuators J+J and Valpes.
- Available voltages:
  J+J
  - 12-48 V AC-DC
  - 80-240 V AC-DC
  VALPES
  - 12-24 V AC-DC
  - 115 y 230 V AC
- Manual override and visual position indicator.
- Torque limiter.
- BSR Safety Block.
- DPS (Digital Positioner System). 4-20 mA ó 0-10 V.

特点

- 生产尺寸：D16 - D110 (3/8″- 4″)
- J+J及 Valpes电动装置可选
- 适用电压：
  J+J
  - 12-48 V AC-DC
  - 80-240 V AC-DC
  VALPES
  - 12-24 V AC-DC
  - 115 y 230 V AC
- 手动装置和可视位置指示仪
- 扭矩限制物
- BSR安全模块
- DPS（数字定位系统）
  4-20 mA ó 0-10 V.

CARATTERISTICHE

- Dimensioni da D16 a D110 (3/8″ - 4″).
- Attuatori elettrici J+J e Valpes.
- Voltaggi disponibili:
  J+J
  - 12-48 V AC-DC
  - 80-240 V AC-DC
  VALPES
  - 12-24 V AC-DC
  - 115 y 230 V AC
- Comando mauale di emergenza e indicatore visuale di posizione.
- Limitatore di coppia di torsione.
- Blocco di securezza disponibile.
- DPS (sistema digitale del posizionatore). 4-20 mA ó 0-10 V.

KENNDATEN

- Dimensionen von D16 bis D110 (3/8″ - 4″).
- Elektrischer Stellantrieb J+J und Valpes.
- Netzspannungen:
  J+J
  - 12-48 V AC-DC
  - 80-240 V AC-DC
  VALPES
  - 12-24 V AC-DC
  - 115 y 230 V AC
- Hand-Notbetätigung und optischer Stellungsanzeiger als Grundausrüstung.
- Drehkraftbegrenzer.
- Notbatterie (Sicherheitsblock).
- DPS (digitales Stellwerksystem). 4-20 mA ó 0-10 V.

COMPONENTS

组件

COMPONENTI

EINZELTEILE UND KOMPONENTEN

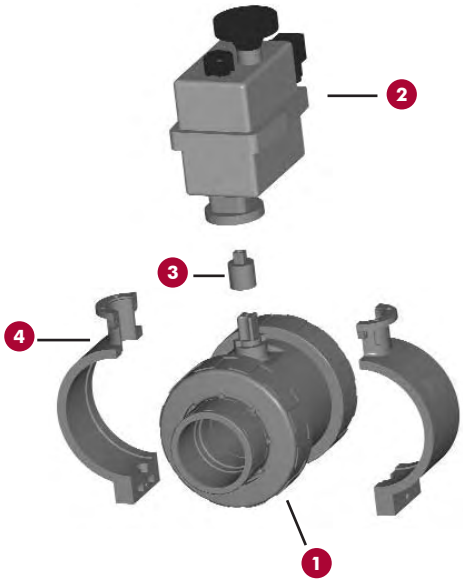

图表	Parts	部件	Parti	Teil
1	Ball Valve	球阀	Valvola a sfera	Kugelhahn
2	Electric Actuator	电动装置	Attuatore elettrico	Elektr. Stellantrieb
3	Actuator-valve coupling bush	动力阀连接套	Pezzo di connessione attuatore-valvola	Kupplungsstück
4	Mounting Clamp	安装夹子	Coppia supporti	Kugelhahnhalterung

Diameter Diametre Diametro Durchmesser mm	″	Dimension "E" Cote "E" Quota "E" Dim. "E" mm	″
16	3/8″	64	2,52
20	1/2″	64	2,52
25	3/4″	64	2,52
32	1″	74	2,91
40	1 1/4″	74	2,91
50	1 1/2″	88	3,46
63	2″	88	3,46
75	2 1/2″	123	4,84
90	3″	123	4,84
110	4″	-	-

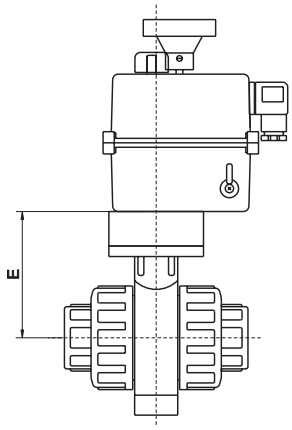

Dimension "E" to valve center
到球心的尺寸为"E"
Quota "E" dal centro della valvola
Dimension "E" bis Ventilachse

J+J®

VALPES VALVE CONTROL SYSTEM

Electric actuation 电动装置 Attuazione elettrica elektrisch betätigt		Electric actuation & BSR safety block 电动装置 BSR安全模块 Attuazione elettrica con blocco di securezza elektrisch betätigt bei sicherheits-blockierung		Electric actuation ER (D16-D90) + EP (D110) 电动装置 ER (D16-D90) + EP (D110) Attuazione elettrica ER (D16-D90) + EP (D110) elektrisch betätigt ER (D16-D90) + EP (D110)			Electric actuation EK (ON - OFF) 电动装置 EK (ON - OFF) Attuazione elettrica EK (ON - OFF) elektrisch betätigt EK (ON - OFF)		
12 - 48 V AC / DC	80 - 240 V AC / DC	12 - 48 V AC / DC	80 - 240 V AC / DC	230V AC	115V AC	12 - 24V AC / DC	230V AC	115V AC	24V AC / DC

Industrial Series ball valves - PVC-U - 2 ways
三通系列球阀- PVC-U
Valvole a sfera Serie Industrial - PVC-U - 2 vie
2 Wege-Kugelhähne mit elektrischem Stellantrieb, industrieserie, PVC-U

Solvent socket connectors (other connections also available: see page 34)
开口连接件（其他连接，见34）
Manicotti per incollagio (per altre opzioni di connessione disponibili: si veda pag: 34)
Klebemuffe (andere Verbindungen: siehe Seite 34)

Teflon® - EPDM

	230 V										
D16 - ⅜"	29490 **J2-L20**	31420 **J2-H20**	26413 **U-0***	29500 **J2-L20**	26417 **J2-H20**	29510 **ER20**	29520 **ER20**	29530 **ER20**	29540 **EK20**	29550 **EK20**	29560 **EK20**
D20 - ½"	29941 **J2-L20**	31421 **J2-H20**	02624 **U-0***	29501 **J2-L20**	05366 **J2-H20**	29511 **ER20**	29521 **ER20**	29531 **ER20**	29541 **EK20**	29551 **EK20**	29561 **EK20**
D25 - ¾"	29942 **J2-L20**	31422 **J2-H20**	02625 **U-0***	29502 **J2-L20**	05367 **J2-H20**	29512 **ER20**	29522 **ER20**	29532 **ER20**	29542 **EK20**	29552 **EK20**	29562 **EK20**
D32 - 1"	29493 **J2-L20**	31423 **J2-H20**	02626 **U-0***	29503 **J2-L20**	05368 **J2-H20**	29513 **ER20**	29523 **ER20**	29533 **ER20**	29543 **EK20**	29553 **EK20**	29563 **EK20**
D40 - 1¼"	29494 **J2-L20**	31424 **J2-H20**	02627 **U-0***	29504 **J2-L20**	05369 **J2-H20**	29514 **ER20**	29524 **ER20**	29534 **ER20**	29544 **EK20**	29554 **EK20**	29564 **EK20**
D50 - 1½"	29495 **J2-L20**	02628 **J2-H20**		29505 **J2-L20**	05370 **J2-H20**	29515 **ER20**	29525 **ER20**	29535 **ER20**	29545 **EK20**	29555 **EK20**	29565 **EK20**
D63 - 2"	29496 **J2-L20**	02629 **J2-H20**		29506 **J2-L20**	05371 **J2-H20**	29516 **ER20**	29526 **ER20**	29536 **ER20**	29546 **EK20**	29556 **EK20**	29566 **EK20**
D75 - 2½"	29497 **J2-L55**	02630 **J2-H55**		29507 **J2-L55**	05372 **J2-H55**	29517 **ER60**	29527 **ER60**	29537 **ER60**	29547 **EK60**	29557 **EK60**	29567 **EK60**
D90 - 3"	29498 **J2-L55**	02631 **J2-H55**		29508 **J2-L55**	05373 **J2-H55**	29518 **ER60**	29528 **ER60**	29538 **ER60**	29548 **EK60**	29558 **EK60**	29568 **EK60**
D110 - 4"	29499 **J2-L140**	26415 **J2-H140**		29509 **J2-L140**	26419 **J2-H140**	29519 **EP150**	29529 **EP150**	29539 **EP150**	29549 **EK150**	29559 **EK150**	29569 **EK150**

Teflon® - Viton®

	230 V										
D16 - ⅜"	29570 **J2-L20**	31425 **J2-H20**	29580 **U-0***	29590 **J2-L20**	29600 **J2-H20**	29610 **ER20**	29620 **ER20**	29630 **ER20**	29640 **EK20**	29650 **EK20**	29660 **EK20**
D20 - ½"	29571 **J2-L20**	31426 **J2-H20**	29581 **U-0***	29591 **J2-L20**	29601 **J2-H20**	29611 **ER20**	29621 **ER20**	29631 **ER20**	29641 **EK20**	29651 **EK20**	29661 **EK20**
D25 - ¾"	29572 **J2-L20**	31427 **J2-H20**	29582 **U-0***	29592 **J2-L20**	29602 **J2-H20**	29612 **ER20**	29622 **ER20**	29632 **ER20**	29642 **EK20**	29652 **EK20**	29662 **EK20**
D32 - 1"	29573 **J2-L20**	31428 **J2-H20**	29583 **U-0***	29593 **J2-L20**	29603 **J2-H20**	29613 **ER20**	29623 **ER20**	29633 **ER20**	29643 **EK20**	29653 **EK20**	29663 **EK20**
D40 - 1¼"	29574 **J2-L20**	31429 **J2-H20**	29584 **U-0***	29594 **J2-L20**	29604 **J2-H20**	29614 **ER20**	29624 **ER20**	29634 **ER20**	29644 **EK20**	29654 **EK20**	29664 **EK20**
D50 - 1½"	29575 **J2-L20**	29585 **J2-H20**		29595 **J2-L20**	29605 **J2-H20**	29615 **ER20**	29625 **ER20**	29635 **ER20**	29645 **EK20**	29655 **EK20**	29665 **EK20**
D63 - 2"	29576 **J2-L20**	29586 **J2-H20**		29596 **J2-L20**	29606 **J2-H20**	29616 **ER20**	29626 **ER20**	29636 **ER20**	29646 **EK20**	29656 **EK20**	29666 **EK20**
D75 - 2½"	29577 **J2-L55**	29587 **J2-H55**		29597 **J2-L55**	29607 **J2-H55**	29617 **ER60**	29627 **ER60**	29637 **ER60**	29647 **EK60**	29657 **EK60**	29667 **EK60**
D90 - 3"	29578 **J2-L55**	29588 **J2-H55**		29598 **J2-L55**	29608 **J2-H55**	29618 **ER60**	29628 **ER60**	29638 **ER60**	29648 **EK60**	29658 **EK60**	29668 **EK60**
D110 - 4"	29579 **J2-L140**	29589 **J2-H140**		29599 **J2-L140**	29609 **J2-H140**	29619 **EP150**	29629 **EP150**	29639 **EP150**	29649 **EK150**	29659 **EK150**	29669 **EK150**

3-way Series ball valves - PVC-U - 3 ways
三通系列球阀- PVC-U
Serie valvole a 3 vie - PVC-U - 3 vie
3 Wege-Kugelhähne mit elektrischem Stellantrieb, industrieserie, PVC-U

Solvent socket connectors (other connections also available: see page 34)
开口连接件（其他连接，见34）
Manicotti per incollagio (per altre opzioni di connessione disponibili: si veda pag: 34)
Klebemuffe (andere Verbindungen: siehe Seite 34)

PE - EPDM

D50 - 1½"	29870 **J2-L20 (180°)**	27227 **J2-H20 (180°)**	29871 **J2-L20 (180°)**	27228 **J2-H20 (180°)**	29872 **ER20**	29873 **ER20**	29874 **ER20**	

J+J®

U-0

Electric actuator
电动装置
Attuatore elettrico
Elektrischer Stellantrieb

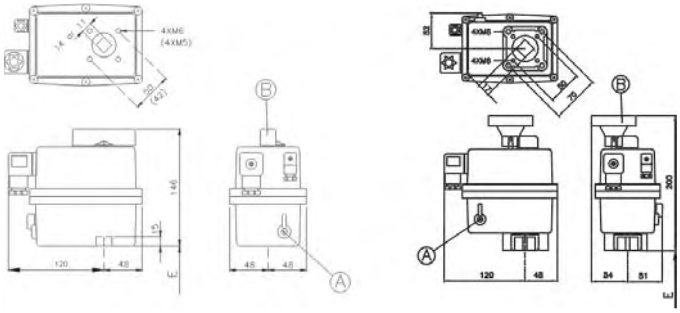

Specifications 描述 Specifiche Spezifikationen	U-0
Voltage (V) 电压(V) Tensione (V) Spannung (V)	230 VAC
Operation time (s/90°) no load + / - 10% 旋转时间(s/90°)，误差为+ / - 10% Tempi di funzionamento a vuoto (s/90°) +/-10% Betrieb Zeit in Leere (s/90°) + / - 10%	15 sec. 15 sec. 15 seg. 15 seg.
Maximum operational torque (Nm - lb/in) 最大工作扭矩(Nm - lb/in) Coppia massima di torsione operativa (Nm- lb/in) Maximale funktionsfähige Drehkraft (Nm - lb/in)	15 Nm 133 lb/in
Maximum torque break (Nm - lb/in) 最大启动扭矩(Nm - lb/in) Coppia massima di torsione a rottura (Nm - lb/in) Maximaler Drehkraftbruch (Nm - lb/in)	15 Nm 133 lb/in
Duty rating (%) 工作时间ED Tempo sotto sforzo (%) Zeit unter Spannung (%)	35
IP Rating IEC 60529 IEC 60529 IP 等级 Protezione IEC 60529 Schutz IEC 60529	IP 65
Working angle (°) 工作区间(°) Angolo di manovra (°) Stellzeit (°)	90°
Temperature 温度 Temperatura Temperatur	-10° + 50° C 14° + 122° F
Limit switch 限位开关 Interruttore di fine corsa Ende schalter	-
Heating resistor (W) 电阻消耗功率(W) Resistenza termica (W) Hitzebeständigkeit (W)	-
Consumption at maximum torque + / - 5% 最大扭矩消耗功率+ / - 5% Consumo a coppia massima + / - 5% Verbrauch an der maximalen Drehkraft + / - 5%	0,22 W
Plugs 接口标准 Connessione Stecker	DIN 43650 ISO 4400 & C192
Weight (Kg) 重量(Kg) Peso (Kg) Gewicht (Kg)	1,5

J+J®

J2-L20 / J2-H20

Electric actuator
电动装置
Attuatore elettrico
Elektrischer Stellantrieb

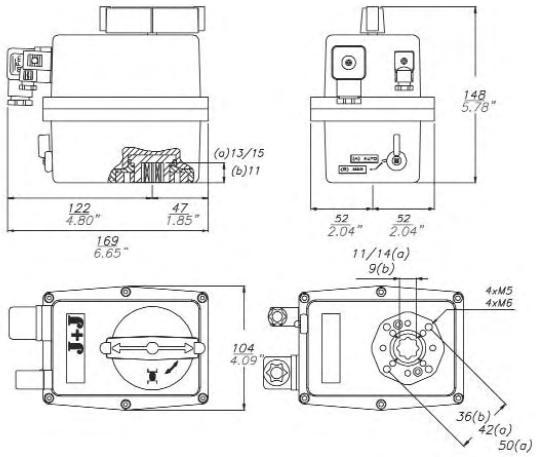

Specifications 描述 Specifiche Spezifikationen	J2-L20	J2-H20
Voltage (V) 电压(V) Tensione (V) Spannung (V)	From 12 to 48 VAC / VCD -0 / +5% Du12 au 48 VAC / VCD -0 / +5% Da 12 a 48 VAC / VCD -0 / +5% Von 12 bis 48 VAC / VCD -0 / +5%	From 80 to 240 VAC / VCD Du 80 au 240 VAC / VCD Da 80 a 240 VAC / VCD Von 80 bis 240 VAC / VCD
Operation time (s/90°) no load + / - 10% 旋转时间(s/90°)，误差为+ / - 10% Tempi di funzionamento a vuoto (s/90°) +/- 10% Betrieb Zeit in Leere (s/90°) + / - 10%	8 sec. 8 sec. 8 sec. 8 sek.	8 sec. 8 sec. 8 seg. 8 seg.
Maximum operational torque (Nm - lb/in) 最大工作扭矩(Nm - lb/in) Coppia massima di torsione operativa (Nm - lb/in) Maximale funktionsfähige Drehkraft (Nm - lb/in)	20 Nm 177 lb/in	20 Nm 177 lb/in
Maximum torque break (Nm - lb/in) 最大启动扭矩(Nm - lb/in) Coppia massima di torsione a rottura (Nm - lb/in) Maximaler Drehkraftbruch (Nm - lb/in)	25 Nm 221 lb/in	25 Nm 221 lb/in
Duty rating (%) 工作时间ED Tempo sotto sforzo (%) Zeit unter Spannung (%)	75	75
IP Rating IEC 60529 IEC 60529 IP 等级 Protezione IEC 60529 Schutz IEC 60529	IP 65	IP 65
Working angle (°) 工作区间(°) Angolo di manovra (°) Stellzeit (°)	90° - 180° - 270°	90° - 180° - 270°
Temperature 温度 Temperatura Temperatur	-20° + 70° C -4° + 158° F	-20° + 70° C -4° + 158° F
Limit switch 限位开关 Interruttore di fine corsa Ende schalter	4 SPTD micro	4 SPTD micro
Heating resistor (W) 电阻消耗功率(W) Resistenza termica (W) Hitzebeständigkeit (W)	4	4
Consumption at maximum torque + / - 5% 最大扭矩消耗功率+ / - 5% Consumo a coppia massima + / - 5% Verbrauch an der maximalen Drehkraft + / - 5%	24 VAC 1900 mA - 45,6 W 24 VDC 900 mA - 21,6 W 48 VAC 900 mA - 43,2 W 48 VDC 400 mA - 19,2 W	110 V 180 mA - 19,8 W 230 V 85 mA - 20,9 W
Plugs 接口标准 Connessione Stecker	DIN 43650 ISO 4400 & C192	DIN 43650 ISO 4400 & C192
Weight (Kg) 重量(Kg) Peso (Kg) Gewicht (Kg)	1,5	1,5

J+J®

J2-L55 / J2-H55

Electric actuator
电动装置
Attuatore elettrico
Elektrischer Stellantrieb

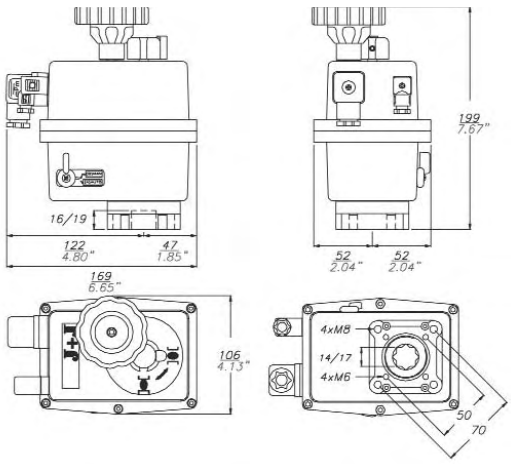

Specifications 描述 Specifiche Spezifikationen	J2-L55	J2-H55
Voltage (V) 电压(V) Tensione (V) Spannung (V)	From 12 to 48 VAC / VCD -0 / +5% Du12 au 48 VAC / VCD -0 / +5% Da 12 a 48 VAC / VCD -0 / +5% Von 12 bis 48 VAC / VCD -0 / +5%	From 80 to 240 VAC / VCD Du 80 au 240 VAC / VCD Da 80 a 240 VAC / VCD Von 80 bis 240 VAC / VCD
Operation time (s/90°) no load + / - 10% 旋转时间(s/90°)，误差为+ / - 10% Tempi di funzionamento a vuoto (s/90°) +/-10% Betrieb Zeit in Leere (s/90°) + / - 10%	10 sec. 10 sec. 10 sec. 10 sek.	10 sec. 10 sec. 10 seg. 10 seg.
Maximum operational torque (Nm - lb/in) 最大工作扭矩(Nm - lb/in) Coppia massima di torsione operativa (Nm - lb/in) Maximale funktionsfähige Drehkraft (Nm - lb/in)	55 Nm 486 lb/in	55 Nm 486 lb/in
Maximum torque break (Nm - lb/in) 最大启动扭矩(Nm - lb/in) Coppia massima di torsione a rottura (Nm - lb/in) Maximale Drehkraftbruch (Nm - lb/in)	60 Nm 540 lb/in	60 Nm 540 lb/in
Duty rating (%) 工作时间ED Tempo sotto sforzo (%) Zeit unter Spannung (%)	75	75
IP Rating IEC 60529 IEC 60529 IP 等级 Protezione IEC 60529 Schutz IEC 60529	IP 65	IP 65
Working angle (°) 工作区间(°) Angolo di manovra (°) Stellzeit (°)	90° - 180° - 270°	90° - 180° - 270°
Temperature 温度 Temperatura Temperatur	-20° + 70° C -4° + 158° F	-20° + 70° C -4° + 158° F
Limit switch 限位开关 Interruttore di fine corsa Ende Schalter	4 SPTD micro	4 SPTD micro
Heating resistor (W) 电阻消耗功率(W) Resistenza termica (W) Hitzebeständigkeit (W)	4	4
Consumption at maximum torque + / - 5% 最大扭矩消耗功率+ / - 5% Consumo a coppia massima + / - 5% Verbauch an der maximalen Drehkraft + / - 5%	24 VAC 3100 mA - 74,8 W 24 VDC 2800 mA - 67,7 W 48 VAC 1300 mA - 62,4 W 48 VDC 1000 mA - 48 W	110 V 400 mA - 44,0 W 230 V 125 mA - 27,5 W
Plugs 接口标准 Connessione Stecker	DIN 43650 ISO 4400 & C192	DIN 43650 ISO 4400 & C192
Weight (Kg) 重量(Kg) Peso (Kg) Gewicht (Kg)	1,8	1,8

J+J®

J2-L140 / J2-H140

Electric actuator
电动装置
Attuatore elettrico
Elektrischer Stellantrieb

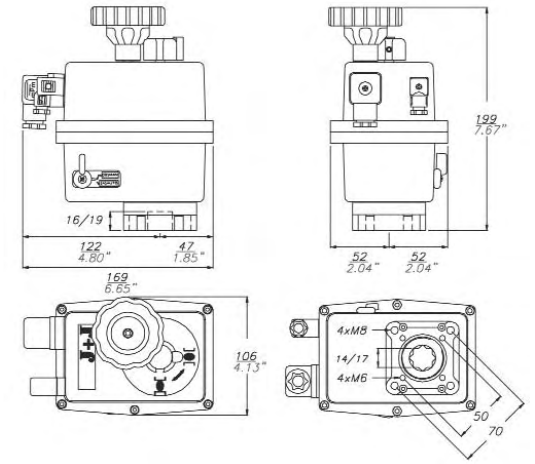

Specifications 描述 Specifiche Spezifikationen	J2-L140	J2-H140
Voltage (V) 电压(V) Tensione (V) Spannung (V)	From 12 to 48 VAC / VCD -0 / +5% Du12 au 48 VAC / VCD -0 / +5% Da 12 a 48 VAC / VCD -0 / +5% Von 12 bis 48 VAC / VCD -0 / +5%	From 80 to 240 VAC / VCD Du 80 au 240 VAC / VCD Da 80 a 240 VAC / VCD Von 80 bis 240 VAC / VCD
Operation time (s/90°) no load + / - 10% 旋转时间(s/90°)，误差为+ / - 10% Tempi di funzionamento a vuoto (s/90°)+/- 10% Betrieb Zeit in Leere (s/90°) + / - 10%	33 sec. 33 sec. 33 seg. 33 seg.	33 sec. 33 sec. 33 sec. 33 sek.
Maximum operational torque (Nm - lb/in) 最大工作扭矩(Nm - lb/in) Coppia massima di torsione operativa (Nm - lb/in) Maximale Flunktionsfähige Drehkraft (Nm - lb/in)	140 Nm 1239 lb/in	140 Nm 1239 lb/in
Maximum torque break (Nm - lb/in) 最大启动扭矩(Nm - lb/in) Coppia massima di torsione a rottura (Nm - lb/in) Maximale Drehkraftbruch (Nm - lb/in)	170 Nm 1504 lb/in	170 Nm 1504 lb/in
Duty rating (%) 工作时间ED Tempo sotto sforzo (%) Zeit unter Spannung (%)	75	75
IP Rating IEC 60529 IEC 60529 IP 等级 Protezione IEC 60529 Schutz IEC 60529	IP 65	IP 65
Working angle (°) 工作区间(°) Angolo di manovra (°) Stellzeit (°)	90° - 180° - 270°	90° - 180° - 270°
Temperature 温度 Temperatura Temperatur	-20° + 70° C -4° + 158° F	-20° + 70° C -4° + 158° F
Limit switch 限位开关 Interruttore di fine corsa Ende Shcalter	4 SPTD micro	4 SPTD micro
Heating resistor (W) 电阻消耗功率(W) Resistenza termica (W) Hitzebeständigkeit (W)	4	4
Consumption at maximum torque + / - 5% 最大扭矩消耗功率+ / - 5% Consumo a coppia massima + / - 5% Verbauch an der maximalen Drehkraft + / - 5%	24 VAC 3600 mA - 86,4 W 24 VDC 3000 mA - 72 W 48 VAC 1300 mA - 62,4 W 48 VDC 1000 mA - 48 W	110 V 700 mA - 77,0 W 230 V 230 mA - 50,6 W
Plugs 接口标准 Connessione Stecker	DIN 43650 ISO 4400 & C192	DIN 43650 ISO 4400 & C192
Weight (Kg) 重量(Kg) Peso (Kg) Gewicht (Kg)	5,2	5,2

VALPES
VALVE CONTROL SYSTEM

ER20 / ER60

Electric actuator
电动装置
Attuatore elettrico
Elektrischer Stellantrieb

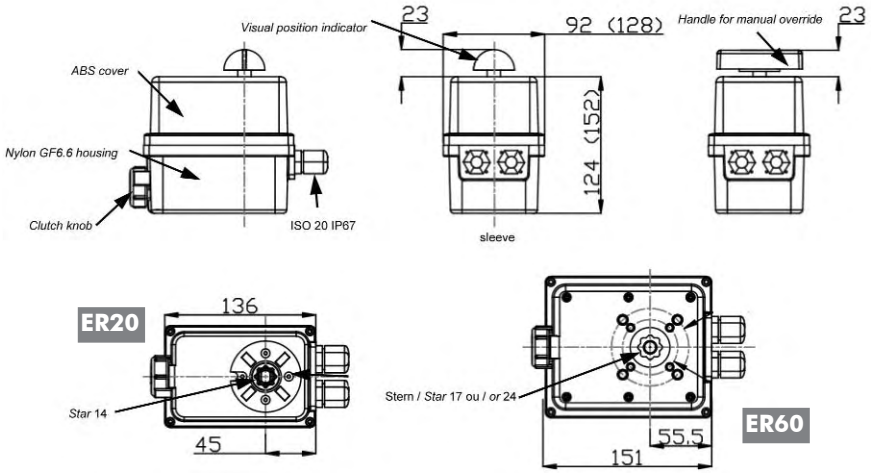

Specifications 描述 Specifiche Spezifikationen	ER20			ER60		
Voltage (V) 电压(V) Tensione (V) Spanung (V)	230 VAC	115 VAC	12-24 VAC / VCD	230 VAC	115 VAC	12-24 VAC / VCD
Operation time (s/90°) no load + / - 10% 旋转时间(s/90°)，误差为+ / - 10% Tempi di funzionamento a vuoto (s/90°) +/- 10% Betrieb Zeit in Leere (s/90°) + / - 10%	20	20	4/8	20	20	20/30
Maximum operational torque (Nm - lb/in) 最大工作扭矩(Nm - lb/in) Coppia massima di torsione operativa (Nm - lb/in) Maximale funktionsfähige Drehkraft (Nm - lb/in)	20	20	20	60	60	60
Maximum torque break (Nm - lb/in) 最大启动扭矩(Nm - lb/in) Coppia massima di torsione a rottura (Nm - lb/in) Maximale Drehkraftbruch (Nm - lb/in)	-	-	-	-	-	-
Duty rating (%) 工作时间ED) Tempo sotto sforzo (%) Zeit unter Spannung (%)	50	50	50	50	50	30
IP Rating IEC 60529 IEC 60529 IP 等级 Protezione IEC 60529 Schutz IEC 60529	IP 65	IP 65	IP 65	IP 65	IP 65	IP 65
Working angle (°) 工作区间(°) Angolo di manovra (°) Stellzeit (°)	0°-90°	0°-90°	0°-90°	0°-90°	0°-90°	0°-90°
Temperature 温度 Temperatura Temperatur	-10° + 55° C 14° + 131° F	-10° + 55° C 14° + 131° F	-10° + 55° C 14° + 131° F	-10° + 55° C 14° + 131° F	-10° + 55° C 14° + 131° F	-10° + 55° C 14° + 131° F
Limit switch (5A) 限位开关(5A) Interruttore di fine corsa (5A) Ende Schalter (5A)	4	4	4	4	4	4
Heating resistor (W) - Optional 电阻消耗功率(W) Resistenza termica (W) - Facoltativo Hitzebeständigkeit (W) - Wahlweise freigestellt	10	10	10	10	10	10
Consumption at maximum torque + / - 5% 最大扭矩消耗功率+ / - 5% Consumo a coppia massima + / - 5% Verbauch an der maximalen Drehkraft + / - 5%	15 W	15 W	15 W	24 W	24 W	24 W
Plugs 接口标准 Connessione Stecker	2 DIN 43650	2 DIN 43650	2 DIN 43650	2 DIN 43650	2 DIN 43650	2 DIN 43650
Weight (Kg) 重量(Kg) Peso (Kg) Gewicht (Kg)	1,5	1,5	1,5	1,5	1,5	1,5

VALPES
VALVE CONTROL SYSTEM

EK20

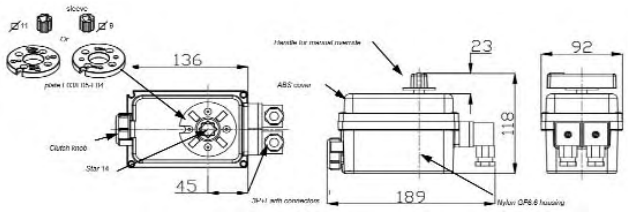

EK20 / EK60

Electric actuator
电动装置
Attuatore elettrico
Elektrischer Stellantrieb

EK60

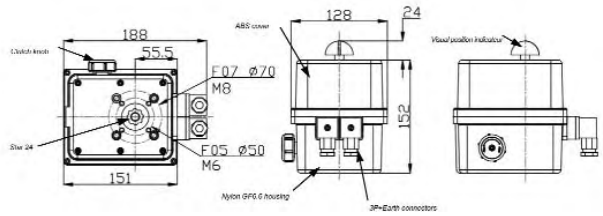

Specifications 描述 Specifiche Spezifikationen	EK20			EK60		
Voltage (V) 电压(V) Tensione (V) Spanung (V)	230 VAC	115 VAC	24 VAC / VCD	230 VAC	115 VAC	24 VAC / VCD
Operation time (s/90°) no load + / - 10% 旋转时间(s/90°)，误差为+ / - 10% Tempi di funzionamento a vuoto (s/90°) +/- 10% Betrieb Zeit in Leere (s/90°) + / - 10%	7/10	7/10	7/10	12/20	12/20	12/20
Maximum operational torque (Nm - lb/in) 最大工作扭矩(Nm - lb/in) Coppia massima di torsione operativa (Nm - lb/in) Maximale funktionsfähige Drehkraft (Nm - lb/in)	20	20	20	60	60	60
Maximum torque break (Nm - lb/in) 最大启动扭矩(Nm - lb/in) Coppia massima di torsione a rottura (Nm - lb/in) Maximale Drehkraftbruch (Nm - lb/in)	-	-	-	-	-	-
Duty rating (%) 工作时间ED Tempo sotto sforzo (%) Zeit unter Spannung (%)	30	30	30	30	30	30
IP Rating IEC 60529 IEC 60529 IP 等级 Protezione IEC 60529 Schutz IEC 60529	IP65	IP65	IP65	IP65	IP65	IP65
Working angle (°) 工作区间(°) Angolo di manovra (°) Stellzeit (°)	0°-90°	0°-90°	0°-90°	0°-90°	0°-90°	0°-90°
Temperature 温度 Temperatura Temperatur	-10° + 55° C 14° + 131° F	-10° + 55° C 14° + 131° F	-10° + 55° C 14° + 131° F	-10° + 55° C 14° + 131° F	-10° + 55° C 14° + 131° F	-10° + 55° C 14° + 131° F
Limit switch (5A) 限位开关(5A) Interruttore di fine corsa (5A) Ende Schalter (5A)	4	4	4	4	4	4
Heating resistor (W) - Optional 电阻消耗功率(W) Resistenza termica (W) - Facoltativo Hitzebeständigkeit (W) - Wahlweise freigestellt	10	10	10	10	10	10
Consumption at maximum torque + / - 5% 最大扭矩消耗功率+ / - 5% Consumo a coppia massima + / - 5% Verbauch an der maximalen Drehkraft + / - 5%	9W	9W	9 W	26 W	26 W	26 W
Plugs 接口标准 Connessione Stecker	2 DIN 43650	2 DIN 43650	2 DIN 43650	2 DIN 43650	2 DIN 43650	2 DIN 43650
Weight (Kg) 重量(Kg) Peso (Kg) Gewicht (Kg)	1,2	1,2	1,2	2,5	2,5	2,5

VALPES
VALVE CONTROL SYSTEM

EK150

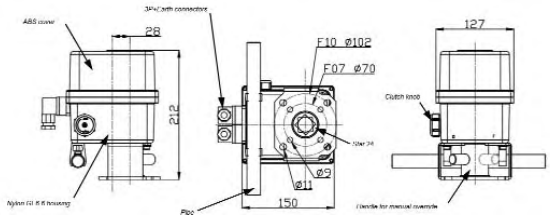

EK150 / EP150

Electric actuator
电动装置
Attuatore elettrico
Elektrischer Stellantrieb

EP150

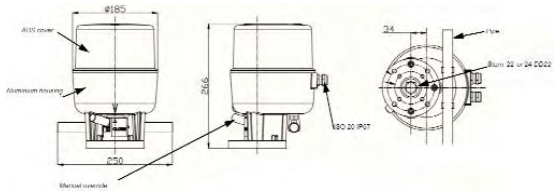

Specifications 描述 Specifiche Spezifikationen	EK150			EP150		
Voltage (V) 电压(V) Tensione (V) Spanung (V)	230 VAC	115 VAC	24 VAC / VCD	230 VAC	115 VAC	24 VAC / VCD 12 VCD
Operation time (s/90°) no load + / - 10% 旋转时间(s/90°)，误差为+ / - 10% Tempi di funzionamento a vuoto (s/90°) + / - 10% Betrieb Zeit in Leere (s/90°) + / - 10%	25/40	25/40	25/40	20	20	20
Maximum operational torque (Nm - lb/in) 最大工作扭矩(Nm - lb/in) Coppia massima di torsione operativa (Nm - lb/in) Maximale funktionsfähige Drehkraft (Nm - lb/in)	150	150	150	150	150	150
Maximum torque break (Nm - lb/in) 最大启动扭矩(Nm - lb/in) Coppia massima di torsione a rottura (Nm - lb/in) Maximale Drehkraftbruch (Nm - lb/in)	-	-	-	-	-	-
Duty rating (%) 工作时间ED Tempo sotto sforzo (%) Zeit unter Spannung (%)	30	30	30	50	50	50
IP Rating IEC 60529 IEC 60529 IP等级 Protezione IEC 60529 Schutz IEC 60529	IP 65	IP 65	IP 65	IP 66/67	IP 66/67	IP 66/67
Working angle (°) 工作区间(°) Angolo di manovra (°) Manöverwinkel (°)	0°-90°	0°-90°	0°-90°	0°-90°	0°-90°	0°-90°
Temperature 温度 Temperatura Temperatur	-10° + 55° C 14° + 131° F	-10° + 55° C 14° + 131° F	-10° + 55° C 14° + 131° F	-20° + 60° C -4 + 140° F	-20° + 60° C -4 + 140° F	-20° + 60° C -4 + 140° F
Limit switch (5A) 限位开关(5A) Interruttore di fine corsa (5A) Ende Schalter (5A)	4	4	4	4	4	4
Heating resistor (W) - Optional 电阻消耗功率(W) Resistenza termica (W) - Facoltativo Hitzebeständigkeit (W) - Wahlweise freigestellt	10	10	10	10	10	10
Consumption at maximum torque + / - 5% 最大扭矩消耗功率+ / - 5% Consumo a coppia massima + / - 5% Verbauch an der maximalen Drehkraft + / - 5%	26 W	26 W	26 W	55 W	55 W	45 W
Plugs 接口标准 Connessione Stecker	2 DIN 43650	2 DIN 43650	2 DIN 43650	2 DIN 43650	2 DIN 43650	2 DIN 43650
Weight (Kg) 重量(Kg) Peso (Kg) Gewicht (Kg)	4	4	4	8,5	8,5	8,5

Ball valves pneumatic actuation
气动球阀
Valvole a sfera con attuatore pneumatico
Kugelhahn pneumatischer Stellantrieb

FEATURES

- Sizes from D16 to D110 (3/8" - 4").
- Pneumatic actuators CH-Air y Prisma.
- Double-acting or spring return.
- On order: electric valve, relief regulators and limit-switch box.

CH-Air

- Actuator made of aluminium anodized.
- Supply: dry or lubricated filtered compressed air. Maximum 10 bar (150 p.s.i.).
- Normal working temperature: from -20°C to +80°C (-4°F to 176°F).

Prisma

- Actuator made of polyamide + fiber glass.
- Light weight and very resistant to corrosion.
- May be actioned with air, water or non aggressive fluid up to 8 bar pressure (116 p.s.i.) pressure. Fit for marine and underwater installations.
- Normal working temperature: from -32°C to +90°C (-25°F to 194°F).

特点

- Du D16 au D110 (3/8" - 4").
- 气动装置：CH-Air 或 Prisma.可选
- 双式或单式
- 可提供：
  电磁阀、泄压调节阀、限位开关盒

CH-Air

-缸体：镀镍铝合金
-适用：干燥或者过滤压缩空气，最大气压10 bar
-正常工作温度：-20°C to +80°C (-4°F to 176°F).

Prisma

-缸体：聚酰氨树脂

- 重量轻，不易侵蚀
- 在不超过8 bar的气压下，可以在空气、水、无侵蚀性的液体中使用，同时也适合在海水中使用。
- 正常工作温度：从-32°C ～ +90°C (-25°F～ 194°F).

CARATTERISTICHE

- Dimensioni da D16 a D110 (3/8" - 4").
- Attuatore pneumatico CH-Air e Prisma.
- Doppio e semplice efetto.
- Su richiesta: elettrovalvola, regolatori di sfogo aria e fine corsa.

CH-Air

- Attuatore in alluminio anodizzato.
- Alimentazione: aria compressa filtrata asciutta o lubrificata. Massimo 10 bar (150 p.s.i.).
- Temperatura di funzionamento: -20°C a +80°C (-4°F a 176°F).

Prisma

- Attuatore in poliammide + fibra di vetro.
- Di peso ridotto ed esente da corrosione.
- Può essere azionato con aria, acqua o liquido non aggressivo fino ad una pressione di 8 bar (116 p.s.i.). Indicato per le installazioni marine e subacquee
- Temperatura di funzionamento: da -32°C a +90°C (-25°F a 194°F).

KENNDATEN

- Dimensionen von D16 bis D110 (3/8" - 4").
- Pneumatischer Stellantrieb CH-Air und Prisma.
- Einfach oder doppelt wirkend.
- Auf Anfrage mit Vorsteuerventil, Endschalter und Abblasregulierung.

CH-Air

- Stellantrieb Aluminium anodisierte.
- Versorgungsmaterial: trockene oder geschmierte gefilterte komprimierte Luft. Maximum 10 bar (150 p.s.i.).
- Arbeitstemperatur: -20°C bis +80°C (-4°F até 176°F).

Prisma

- Stellantrieb Polyamid + Faserglas.
- Leichtes Eigengewicht und korrosionfrei.
- Kann betrieben werden in Luft, Wasser oder nicht-aggressive Flüssigkeit bis zu einem Druck von 1 bar (116 p.s.i.).Passend für Marine- und unterwasserinstallationen.
- Arbeitstemperatur: -32°C bis +90°C (-25°F até 194°F).

COMPONENTS

组件

COMPONENTI

EINZELTEILE UND KOMPONENTEN

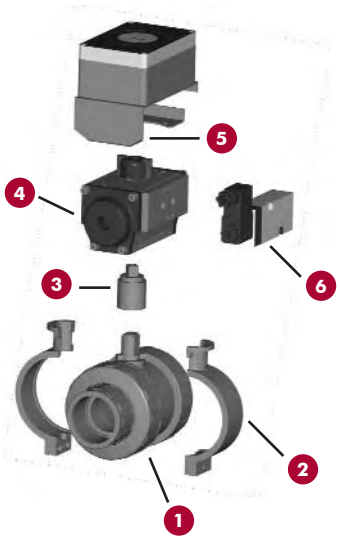

图表	Parts	部件	Parti	Teil
1	Ball Valve	球阀	Valvola a sfera	Kugelhahn
2	Mounting clamp	安装夹子	Coppia supporti	Kugelhahnhalterung
3	Actuator-valve coupling bush	动力阀连接套	Pezzo di connessione attuatore-valvola	Kupplungsstück
4	Pneumatic actuator	气动装置	Attuatore pneumatico	Pneum. Stellantrieb
5	Limit-switch box	限位开关盒	Box di fine corsa	Endschaltergehäuse
6	Electric valve	电磁阀	Elettrovalvola	Elektr. Vorsteuerventil

Diameter 直径 Diametro Durchm. mm	"	Dimension "E" 尺寸"E" Quota "E" Dim. "E" mm	"
16	3/8"	52	2,05
20	1/2"	52	2,05
25	3/4"	69	2,72
32	1"	69	2,72
40	1 1/4"	69	2,72
50	1 1/2"	69	2,72
63	2"	69	2,72
75	2 1/2"	78	3,07
90	3"	78	3,07
110	4"	-	-

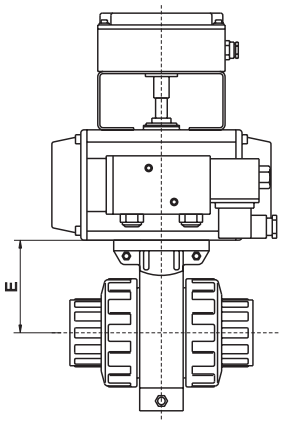

Dimension "E" to valve center
到球心的尺寸为"E"
Quota "E" dal centro della valvola
Dimension "E" bis Ventilachse

Pneumatic actuation aluminum 气动装置 Attuazione pneumatica alluminio pneumatisch betätigt Aluminium		Pneumatic actuation aluminum & kit (*) 气动装置 配套元件 Attuazione pneumatica alluminio con kit (*) pneumatisch betätigt Aluminium & Kit (*)		Pneumatic actuation polyamide 气动装置 Attuazione pneumatica poliammide pneumatisch betätigt Polyamid		Pneumatic actuation polyamide & kit (*) 气动装置 配套元件 Attuazione pneumatica poliammide con kit (*) pneumatisch betätigt Polyamid & Kit (*)	
Double acting 双式 Doppio effetto Doppel-effekt	Spring return 单式 Semplice effetto Einfach-effekt	Double acting 双式 Doppio effetto Doppel-effekt	Spring return 单式 Semplice effetto Einfach-effekt	Double acting 双式 Doppio effetto Doppel-effekt	Spring return 单式 Semplice effetto Einfach-effekt	Double acting 双式 Doppio effetto Doppel-effekt	Spring return 单式 Semplice effetto Einfach-effekt

Industrial Series ball valves - PVC-U - 2 ways
二通系列球阀- PVC-U
Valvole a sfera Serie Industrial - PVC-U - 2 vie
2 Wege-Kugelhähne mit elektrischem Stellantrieb, industrieserie, PVC-U

Solvent socket connectors (other connections also available: see page 34)
开口连接件（其他连接，见34）
Manicotti per incollaggio (per altre opzioni di connessione disponibili: si veda pag: 34)
Klebemuffe (andere Verbindungen: siehe Seite 34)

Teflon® - EPDM

D16 - ⅜"	26425 **CH032**	26433 **CH050S**	26421 **CH032**	26429 **CH050S**	29875 **PPW**	29885 **PPWS**	29894 **PPW**	29904 **PPWS**
D20 - ½"	05390 **CH032**	05414 **CH050S**	02648 **CH032**	05304 **CH050S**	29876 **PPW**	29886 **PPWS**	29895 **PPW**	29905 **PPWS**
D25 - ¾"	05391 **CH032**	05415 **CH050S**	02649 **CH032**	05305 **CH050S**	29877 **PPW**	29887 **PPWS**	29896 **PPW**	29906 **PPWS**
D32 - 1"	05392 **CH050**	05416 **CH063S**	02650 **CH050**	05306 **CH063S**	29878 **PPW**	29888 **PP00S**	29897 **PPW**	29907 **PP00S**
D40 - 1¼"	05393 **CH050**	CH063S **CH063S**	02651 **CH050**	05307 **CH063S**	29879 **PPW**	29889 **PP00S**	29898 **PPW**	29908 **PP00S**
D50 - 1½"	05394 **CH050**	05418 **CH075S**	02652 **CH050**	05308 **CH075S**	29880 **PPW**	29890 **PP10S**	29899 **PPW**	29909 **PP10S**
D63 - 2"	05395 **CH050**	05419 **CH075S**	02653 **CH050**	05309 **CH075S**	29881 **PPW**	29891 **PP10S**	29900 **PPW**	29910 **PP10S**
D75 - 2½"	05396 **CH075**	05420 **CH100S**	02654 **CH075**	05310 **CH100S**	29882 **PP10**	29892 **PP20S**	29901 **PP10**	29911 **PP20S**
D90 - 3"	05397 **CH075**	05421 **CH100S**	02655 **CH075**	05311 **CH100S**	29883 **PP10**	29893 **PP20S**	29902 **PP10**	29912 **PP20S**
D110 - 4"	26427 **CH100**	26435 **CH125S**	26423 **CH100**	26431 **CH125S**	29884 **PP20**		29903 **PP20**	

Teflon® - Viton®

D16 - ⅜"	29913 **CH032**	29923 **CH050S**	29933 **CH032**	29943 **CH050S**	29953 **PPW**	29963 **PPWS**	29972 **PPW**	29982 **PPWS**
D20 - ½"	29914 **CH032**	29924 **CH050S**	29934 **CH032**	29944 **CH050S**	29954 **PPW**	29964 **PPWS**	29973 **PPW**	29983 **PPWS**
D25 - ¾"	29915 **CH032**	29925 **CH050S**	29935 **CH032**	29945 **CH050S**	29955 **PPW**	29965 **PPWS**	29974 **PPW**	29984 **PPWS**
D32 - 1"	29916 **CH050**	29926 **CH063S**	29936 **CH050**	29946 **CH063S**	29956 **PPW**	29966 **PP00S**	29975 **PPW**	29985 **PP00S**
D40 - 1¼"	29917 **CH050**	29927 **CH063S**	29937 **CH050**	29947 **CH063S**	29957 **PPW**	29967 **PP00S**	29976 **PPW**	29986 **PP00S**
D50 - 1½"	29918 **CH050**	29928 **CH075S**	29938 **CH050**	29948 **CH075S**	29958 **PPW**	29968 **PP10S**	29977 **PPW**	29987 **PP10S**
D63 - 2"	29919 **CH050**	29929 **CH075S**	29939 **CH050**	29949 **CH075S**	29959 **PPW**	29969 **PP10S**	29978 **PPW**	29988 **PP10S**
D75 - 2½"	29920 **CH075**	29930 **CH100S**	29940 **CH075**	29950 **CH100S**	29960 **PP10**	29970 **PP20S**	29979 **PP10**	29989 **PP20S**
D90 - 3"	29921 **CH075**	29931 **CH100S**	29941 **CH075**	29951 **CH100S**	29961 **PP10**	29971 **PP20S**	29980 **PP10**	29990 **PP20S**
D110 - 4"	29922 **CH100**	29932 **CH125S**	29942 **CH100**	29952 **CH125S**	29962 **PP20**		29981 **PP20**	

3-way Series ball valves - PVC-U - 3 ways
三通系列球阀- PVC-U
Valvole a sfera 3 vie - PVC-U - 3 vie
3 Wege-Kugelhähne mit elektrischem Stellantrieb, industrieserie, PVC-U

Solvent socket connectors (other connections also available: see page 34)
连接方式（其他连接，见34）
Manicotti per incollaggio (per altre opzioni di connessione disponibili: si veda pag: 34)
Klebemuffe (andere Verbindungen: siehe Seite 34)

PE - EPDM

D50 - 1½"	27589 **CH063 (180°)**	27591 **CH075S (180°)**	27588 **CH063 (180°)**	27590 **CH075S (180°)**	30147 **PGD (180°)**	30148 **PG20S (180°)**	30149 **PGD (180°)**	30150 **PG20S (180°)**

(*) Kit: electric valve, limit-switch box and relief regulators
(*) 配套元件：电磁阀、限位开关盒及泄压调节阀
(*) Kit: elettrovalvola, box di fine corsa e regolatori sfiato aria
(*) Kit: elektrisches ventil, limit-switch box und Regulator

Pneumatic actuator: Double acting
气动装置：双式
Attuatore pneumatico: Doppio effetto
Pneumatischer Stellantrieb: Doppelt wirkend

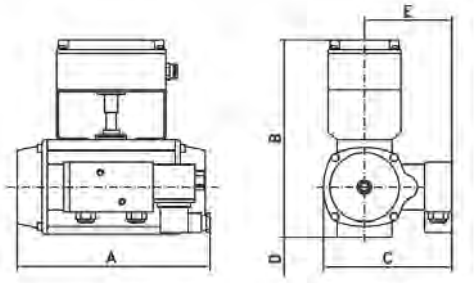

Diameter 直径 Diametro Durchm.		Actuator 动力装置 Attuatore Antrieb	A		B		C		D		E	
mm	"		mm	"	mm	"	mm	"	mm	"	mm	"
16	3/8"	CH032	115	4,53	145	5,71	75	2,95	64	2,52	52	2,05
20	½"	CH032	115	4,53	145	5,71	75	2,95	64	2,52	52	2,05
25	¾"	CH032	137	5,39	167	6,57	105	4,13	64	2,52	69	2,72
32	1"	CH050	137	5,39	167	6,57	105	4,13	74	2,91	69	2,72
40	1¼"	CH050	137	5,39	167	6,57	105	4,13	74	2,91	69	2,72
50	1½"	CH050	137	5,39	167	6,57	105	4,13	88	3,46	69	2,72
63	2"	CH050	137	5,39	167	6,57	105	4,13	88	3,46	69	2,72
75	2½"	CH075	202	7,95	200	7,87	117	4,61	123	4,84	78	3,07
90	3"	CH075	202	7,95	200	7,87	117	4,61	123	4,84	78	3,07
110	4"	CH100	-	-	-	-	-	-	-	-	-	-

Model 模型 Modello Modell	Consumption 消耗 Consumo Verbrauch		Mechanism torque 机械装置扭距 Coppia attuatore Drehmoment		Mechanism Weight 机械装置重量 Peso attuatore Gewicht		Stroke time 冲程时间 Tempo di manovra Stellzeit	
	(l / cycle)	(gal./cycle)	Nm	Lb. x inch	Kg.	Lb.	Open (sec.)	Close (sec.)
CH032	0,14	0,04	7,6	61	0,4	0,9	0,5	0,5
CH050	0,46	0,12	18,5	150	1,1	2,4	0,6	0,6
CH075	1,22	0,32	70,2	570	2,9	6,4	0,6	0,7

Consumption and torque at 6 bar (90 PSI) pressure
在6 bar (90 PSI)下消耗及扭矩
Consumo e coppia alla pressione di 6 bar (90 PSI)
Verbrauch und Drehmoment bei Steuerdruck 6 bar (90 PSI)

1 cycle = open + close
一个循环= 开+ 关
1 ciclo = apertura + chisura
1 Zyklus = Auf - und Zubewegung

Pneumatic actuator: Spring return
气动装置：单式
Attuatore pneumatico: Semplice effetto
Pneumatischer Stellantrieb: Einfach wirkend

Diameter 直径 Diametro Durchm.		Actuator 动力装置 Attuatore Antrieb	A		B		C		D		E	
mm	"		mm	"	mm	"	mm	"	mm	"	mm	"
16	3/8"	CH032	115	4,53	145	5,71	75	2,95	64	2,52	52	2,05
20	½"	CH032	115	4,53	145	5,71	75	2,95	64	2,52	52	2,05
25	¾"	CH032	137	5,39	167	6,57	105	4,13	64	2,52	69	2,72
32	1"	CH050	137	5,39	167	6,57	105	4,13	74	2,91	69	2,72
40	1¼"	CH050	137	5,39	167	6,57	105	4,13	74	2,91	69	2,72
50	1½"	CH050	137	5,39	167	6,57	105	4,13	88	3,46	69	2,72
63	2"	CH050	137	5,39	167	6,57	105	4,13	88	3,46	69	2,72
75	2½"	CH075	202	7,95	200	7,87	117	4,61	123	4,84	78	3,07
90	3"	CH075	202	7,95	200	7,87	117	4,61	123	4,84	78	3,07
110	4"	CH125S	-	-	-	-	-	-	-	-	-	-

Model 模型 Modello Modell	Consumption 消耗 Consumo Verbrauch		Mechanism torque 机械装置扭距 Coppia attuatore Drehmoment		Mechanism Weight 机械装置重量 Peso attuatore Gewicht		Stroke time 冲程时间 Tempo di manovra Stellzeit	
	(l / cycle)	(gal./cycle)	Nm	Lb. x inch	Kg.	Lb.	Open (sec.)	Close (sec.)
CH032	0,.14	0,04	7,6	61	0,4	0,9	0,5	0,5
CH050	0,46	0,12	18,5	150	1,1	2,4	0,6	0,6
CH075	1,22	0,32	70,2	570	2,9	6,4	0,6	0,7

Consumption and torque at 6 bar (90 PSI) pressure
在6 bar (90 PSI)下消耗及扭矩
Consumo e coppia alla pressione di 6 bar (90 PSI)
Verbrauch und Drehmoment bei Steuerdruck 6 bar (90 PSI)

1 cycle = open + close
一个循环= 开+ 关
1 ciclo = apertura + chisura
1 Zyklus = Auf - und Zubewegung

Prisma

Pneumatic actuator: Double acting
气动装置：双式
Attuatore pneumatico: Doppio effetto
Pneumatischer Stellantrieb: Doppelt wirkend

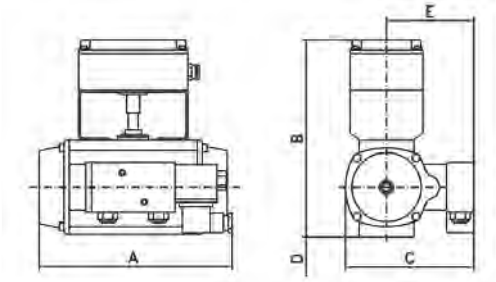

Diameter 直径 Diametro Durchm.		Actuator 动力装置 Attuatore Antrieb	A		B		C		D		E	
mm	"		mm	"	mm	"	mm	"	mm	"	mm	"
16	3/8"	PPW	107	4,21	165	6,50	98	3.86	64	2,52	67	2,64
20	1/2"	PPW	107	4,21	165	6,50	98	3.86	64	2,52	67	2,64
25	3/4"	PP00	107	4,21	165	6,50	98	3.86	64	2,52	67	2,64
32	1"	PP00	125	4,92	180	7,09	110	4,33	74	2,91	74	2,91
40	1 1/4"	PP00	125	4,92	180	7,09	110	4,33	74	2,91	74	2,91
50	1 1/2"	PP00	125	4,92	180	7,09	110	4,33	88	3,46	74	2,91
63	2"	PP00	125	4,92	180	7,09	110	4,33	88	3,46	74	2,91
75	2 1/2"	PP10	182	7,16	198	7,80	132	5,20	123	4,84	83	3,27
90	3"	PP10	182	7,16	198	7,80	132	5,20	123	4,84	83	3,27
110	4"	PP20	233	9,17	232	9,13	155	6,10	165	6,50	95	3,74

Model 模型 Modello Modell	Consumption 消耗 Consumo Verbrauch		Mechanism torque 机械装置扭距 Coppia attuatore Drehmoment		Mechanism Weight 机械装置重量 Peso attuatore Gewicht		Stroke time 冲程时间 Tempo di manovra Stellzeit	
	(l / cycle)	(gal./cycle)	Nm	Lb. x inch	Kg.	Lb.	Open (sec.)	Close (sec.)
PPW	0,12	0,03	17	150	0,33	0,73	0,10	0,10
PP00	0,25	0,06	25	221	0,76	1,66	0,15	0,15
PP10	0,67	0,18	71	628	1,41	3,11	0,25	0,25
PP20	1,5	0,39	165	1465	2,94	6,47	0,40	0,40

Consumption and torque at 6 bar (90 PSI) pressure
在6 bar (90 PSI)下消耗及扭矩
Consumo e coppia alla pressione di 6 bar (90 PSI)
Verbrauch und Drehmoment bei Steuerdruck 6 bar (90 PSI)

1 cycle = open + close
一个循环= 开+ 关
1 ciclo = apertura + chisura
1 Zyklus = Auf - und Zubewegung

Prisma

Pneumatic actuator: Spring return
气动装置：单式
Attuatore pneumatico: Semplice effetto
Pneumatischer Stellantrieb: Einfach wirkend

Diameter 直径 Diametro Durchm.		Actuator 动力装置 Attuatore Antrieb	A		B		C		D		E	
mm	"		mm	"	mm	"	mm	"	mm	"	mm	"
16	3/8"	PPWS	142	4,21	165	6,50	98	3.86	64	2,52	67	2,64
20	1/2"	PPWS	142	4,21	165	6,50	98	3.86	64	2,52	67	2,64
25	3/4"	PP00S	142	4,21	165	6,50	98	3.86	64	2,52	67	2,64
32	1"	PP00S	155	4,92	180	7,09	110	4,33	74	2,91	74	2,91
40	1 1/4"	PP00S	155	4,92	180	7,09	110	4,33	74	2,91	74	2,91
50	1 1/2"	PP00S	155	4,92	180	7,09	110	4,33	88	3,46	74	2,91
63	2"	PP00S	155	4,92	180	7,09	110	4,33	88	3,46	74	2,91
75	2 1/2"	PP10S	230	7,16	198	7,80	132	5,20	123	4,84	83	3,27
90	3"	PP10S	230	7,16	198	7,80	132	5,20	123	4,84	83	3,27
110	4"	PP20S	304	9,17	232	9,13	155	6,10	165	6,50	95	3,74

Model 模型 Modello Modell	Consumption 消耗 Consumo Verbrauch		Spring torque output (Nm) 单式扭力输出（量） Coppia molle (Nm) Feder-Dr. (Nm)		Air supply torque output 气源扭力输出（量） Coppia alimentaz. (Nm) Druckl. Dr. (Nm)		Weigth 重量 Peso attuatore Gewicht		Stroke time 冲程时间 Tempo di manovra Stellzeit	
	(l / cycle)	(gal./cycle)	0°	90°	0°	90°	Kg.	Lb.	Open (sec.)	Close (sec.)
PPWS	0,07	0,02	6,5	10,4	10,6	6,7	0,47	1,03	0,15	0,15
PP00S	0,15	0,04	11,3	15,9	13,7	9,1	1,03	2,27	0,20	0,20
PP10S	0,35	0,09	32,3	46,6	38,7	24,4	2,15	4,73	0,30	0,30
PP20S	0,80	0,21	62,9	107,3	102,1	58,1	4,95	10,90	0,50	0,50

Consumption and torque at 6 bar (90 PSI) pressure
在6 bar (90 PSI)下消耗及扭矩
Consumo e coppia alla pressione di 6 bar (90 PSI)
Verbrauch und Drehmoment bei Steuerdruck 6 bar (90 PSI)

1 cycle = open + close
一个循环= 开+ 关
1 ciclo = apertura + chisura
1 Zyklus = Auf - und Zubewegung

Spring check valves
弹簧逆止阀
Valvole di non ritorno
Kegel-Rückschlagventil

FEATURES

- 100% factory tested.
- Easy installation and maintenance.
- May be used either vertically and horizontally.
- Available in PVC-U and CORZAN PVC-C.
- Resistance to many inorganic chemicals.
- Excellent flow characteristics.
- Sizes from D16 to D110 (3/8" - 4").
- Available standards: Metric, ASTM, British Standard.
- Threaded versions: BSP and NPT.
- O-Rings available in EPDM or Viton®.

特点

- 100%工厂测试
- 易安装.保养简单
- 可选PVC-U或 CORZAN CPVC
- 水平或垂直使用均可
- 抗多种无机化学药品
- 高流速
- 尺寸范围D16 to D110 (3/8" - 4").
- 参考标准Metric（公制）ASTM（美
- 国材料实验协会）. BS（英国标准）.
- 牙口式：BSP（英国标准管螺纹）

和NPT（美标锥形螺纹）

- 可选EPDM或Viton O形圈

CARATTERISTICHE

- Testate al 100% in fabbrica.
- Facile installazione e manutenzione.
- Può essere usata in posizione verticale o orizzontale.
- Disponibile in PVC-U e CORZAN CPVC.
- Resistente a molti composti chimici inorganici.
- Eccellenti caratteristiche di conduzione.
- Dimensione da D16 a D110 (3/8" - 4").
- Standard disponibili: Metrico, ASTM, British Standard.
- Versioni filettate: BSP e NPT.
- O-ring disponibili in EPDM o Viton®.

KENNDATEN

- 100% fabrikgetestet.
- Einfache Installation und Wartung.
- Sowohl vertikal als auch horizontal einbaubar.
- Gehäuse in PVC-U und C-PVC. CORZAN ehrältlich
- Widerstandsfähig gegen die meisten anorganischen Medien.
- Exzellentes Strömungsverhalten.
- Dimensionen von D16 bis D110 (3/8" - 4").
- In verschiedenen Standards erhältlich: Metrisch, ASTM, British Standard.
- Gewindeversionen: BSP und NPT.
- Zapfendichtungen in EPDM oder Viton® erhältlich.

COMPONENTS

Available as spare parts.

组件

零件配置图

COMPONENTI

Disponibili come ricambi.

EINZELTEILE UND KOMPONENTEN

Als Ersatzteile erhältlich.

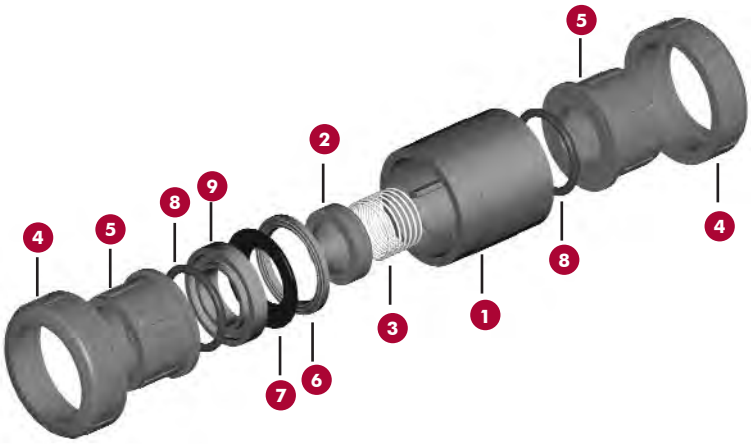

图表	Parts	部件	Parti	Teil	Material
1	Body	阀体	Corpo	Gehäuse	PVC-U / PVC-C
2	Cone	锥体	Cono	Kegel	PVC-U / PVC-C
3	Spring	弹簧	Molla	Feder	Inox Steel AISI 302
4	Union nut	阀门螺帽	Ghiera	Überwurfmutter	PVC-U / PVC-C
5	End connector	阀门端	Manicotto	Anschlussmuffe	PVC-U / PVC-C
6	Cone O-ring	锥体O型圈	O-ring cono	Kegeldichtung	EPDM / Viton®
7	Body O-ring	阀体密封	O-ring corpo	Gehäusedichtring	EPDM / Viton®
8	End connector O-ring	阀端密封	O-ring manicotto	Hinterlagedichtring	EPDM / Viton®
9	Seal-carrier	阀座密封支撑	Porta O-ring	Dichtungsträger	PVC-U / PVC-C

TECHNICAL CHARACTERISTICS

Working pressure at 20°C (73°F) water temperature:
- D16 - D63 (3/8" - 2"): PN 16
- D75 - D110 (2½"- 4"): PN 10

技术特点

工作压力20°C (73°F)水温：

- D16 - D63 (3/8" - 2"): PN 16
- D75 - D110 (2½"- 4"): PN 10

CARATTERISTICHE TECNICHE

Pressione di servizio a 20°C (73°F) temperatura dell'acqua:
- D16 - D63 (3/8" - 2"): PN 16
- D75 - D110 (2½"- 4"): PN 10

TECHNISCHE EIGENSCHAFTEN

Arbeitsdruck 20°C (73°F) Wassertemperatur:
- D16 - D63 (3/8" - 2"): PN 16
- D75 - D110 (2½"- 4"): PN 10

PRESSURE LOSS TABLE / 压力损失表 / TABELLA DELLE PERDITE DI CARICO / DRUCKVERLUST-DIAGRAMM

D16 - 3/8"		D20 - ½"		D25 - ¾"		D32 - 1"		D40 - 1¼"		D50 - 1½"		D63 - 2"		D75 - 2½"		D90 - 3"		D110 - 4"	
A	B	A	B	A	B	A	B	A	B	A	B	A	B	A	B	A	B	A	B
1,50	0,15	1,59	0,09	0,15	0,06	2,60	0,04	2,50	0,06	2,60	0,07	9,35	0,05	11,60	0,05	12,15	0,03	11,35	0,02
2,74	0,43	2,04	0,18	0,33	0,17	4,98	0,15	5,30	0,05	8,15	0,05	20,50	0,16	21,50	0,06	20,28	0,05	23,25	0,05
3,60	0,77	2,75	0,42	0,50	0,44	6,95	0,29	7,90	0,09	12,45	0,09	30,58	0,37	31,20	0,14	34,05	0,06	34,05	0,07
4,33	1,03	3,25	0,58	0,66	0,78	9,14	0,55	10,75	0,23	15,25	0,15	39,70	0,63	40,20	0,20	44,25	0,12	44,15	0,10
4,95	1,21	3,95	0,87	0,86	0,11	12,00	0,96	13,00	0,37	20,87	0,27	46,70	0,90	49,80	0,32	53,35	0,18	55,80	0,16
-	-	4,86	1,22	-	-	-	-	-	-	25,30	0,41	54,40	0,11	60,15	0,50	62,12	0,20	64,60	0,21
-	-	-	-	-	-	-	-	-	-	-	-	62,70	0,14	69,40	0,70	73,65	0,30	75,45	0,29
-	-	-	-	-	-	-	-	-	-	-	-	-	-	-	-	82,85	0,37	86,30	0,39
-	-	-	-	-	-	-	-	-	-	-	-	-	-	-	-	94,05	0,46	98,43	0,50
-	-	-	-	-	-	-	-	-	-	-	-	-	-	-	-	103,10	0,61	-	-

A = Flow (m^3/h)
流量(m^3/h)
Portata (m^3/h)
Durchfluss (m^3/h)

B = Pressure loss (bar)
压力损失(bar)
Perdita di carico (bar)
Druckverlust (bar)

PRESSURE / TEMPERATURE GRAPH / 压力/温度表 / DIAGRAMMA PRESSIONE / TEMPERATURA / DRUCK-TEMPERATUR-DIAGRAMM

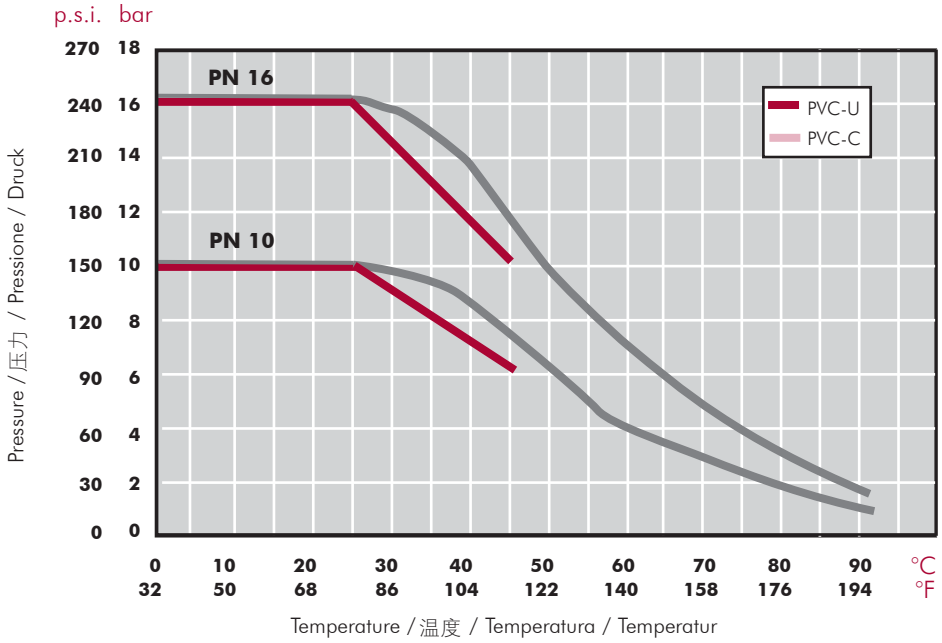

20 years / water flow
20年/水流量
20 anni / fluido acqua
20 Jahre / Wasserfluss

UP-S. **67**. SF1

- Spring check valve
- PVC-U body
- Female solvent socket
- Metric series
- O-Rings in EPDM

- 弹簧逆止阀
- PVC-U阀体
- 平口连接
- 公制系列
- EPDM O形圈

- Valvola di non ritorno
- Corpo in PVC-U
- Incollagio femmina
- Serie metrica
- O-ring in EPDM

- Kegelrückschlagventil
- PVC-U Gehäuse
- Klebemuffe
- Metrische Serie
- O-Ringe EPDM

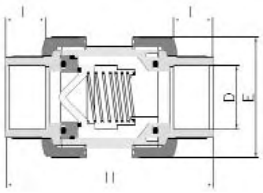

D	CODE	REF.	DN	PN	H	L	E
16	09010	05 67 016	15	16	84	16	52
20	09011	05 67 020	15	16	84	16	52
25	09012	05 67 025	20	16	108	19	62
32	09013	05 67 032	25	16	119	22	70
40	09014	05 67 040	32	16	142	26	84
50	09015	05 67 050	40	16	162	31	94
63	09016	05 67 063	50	16	192	38	117
75	09017	05 67 075	65	10	232	44	148
90	09018	05 67 090	80	10	269	51	179
110	09019	05 67 110	80	10	279	61	179

UP-S. **67**. FT1

- Spring check valve
- PVC-U body
- BSP female thread
- O-Rings in EPDM

- 弹簧逆止阀
- PVC-U阀体
- BSP内螺纹
- EPDM O形圈

- Valvola di non ritorno
- Corpo in PVC-U
- Filettato femmina BSP
- O-ring in EPDM

- Kegelrückschlagventil
- PVC-U Gehäuse
- Innengewinde BSP
- O-Ringe EPDM

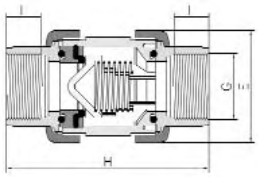

G	CODE	REF.	DN	PN	L	H	E
3/8″	09020	05 67 616	15	16	16	84	52
½″	09021	05 67 620	15	16	16	84	52
¾″	09022	05 67 625	20	16	19	108	62
1″	09023	05 67 632	25	16	22	119	70
1¼″	09024	05 67 640	32	16	26	142	84
1½″	09025	05 67 650	40	16	31	162	94
2″	09026	05 67 663	50	16	38	192	117
2½″	09027	05 67 675	65	10	44	232	148
3″	09028	05 67 690	80	10	51	269	179
4″	09029	05 67 710	80	10	61	279	179

UP-S. **67**. SF5

- Spring check valve
- PVC-U body
- Female solvent socket
- Metric series
- O-Rings in FPM (Viton®)

- 弹簧逆止阀
- PVC-U 阀体
- 平口连接
- 公制系列
- FPM (Viton®) O形圈

- Valvola di non ritorno
- Corpo in PVC-U
- Incollagio femmina
- Serie metrica
- O-ring in FPM (Viton®)

- Kegelrückschlagventil
- PVC-U Gehäuse
- Kleebemuffe
- Metrische Serie
- O-Ringe FPM (Viton®)

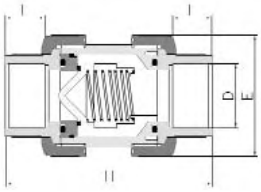

D	CODE	REF.	DN	PN	L	H	E
16	18751	05 67 016 VI	15	16	16	84	52
20	18752	05 67 020 VI	15	16	16	84	52
25	18753	05 67 025 VI	20	16	19	108	62
32	18754	05 67 032 VI	25	16	22	119	70
40	18755	05 67 040 VI	32	16	26	142	84
50	18756	05 67 050 VI	40	16	31	162	94
63	18757	05 67 063 VI	50	16	38	192	117
75	18758	05 67 075 VI	65	10	44	232	148
90	18759	05 67 090 VI	80	10	51	269	179
110	18760	05 67 110 VI	80	10	61	279	179

UP-S. **67**. FT5

- Spring check valve
- PVC-U body
- BSP female thread
- O-Rings in FPM (Viton®)

- 弹簧逆止阀
- PVC-U阀体
- BSP 内螺纹
- FPM (Viton®) O形圈

- Valvola di non ritorno
- Corpo in PVC-U
- Filetto femmina BSP
- O-ring in FPM (Viton®)

- Kegelrückschlagventil
- PVC-U Gehäuse
- Innengewinde BSP
- O-Ringe FPM (Viton®)

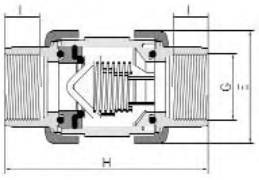

G	CODE	REF.	DN	PN	L	H	E
3/8″	18761	05 67 616 VI	15	16	16	84	52
½″	18762	05 67 620 VI	15	16	16	84	52
¾″	18763	05 67 625 VI	20	16	19	108	62
1″	18764	05 67 632 VI	25	16	22	119	70
1¼″	18765	05 67 640 VI	32	16	26	142	84
1½″	18766	05 67 650 VI	40	16	31	162	94
2″	18767	05 67 663 VI	50	16	38	192	117
2½″	18768	05 67 675 VI	65	10	44	232	148
3″	18769	05 67 690 VI	80	10	51	269	179
4″	18770	05 67 710 VI	80	10	61	279	179

CP-S. **67**. SF1

- Spring check valve
- CORZAN PVC-C body
- Female solvent socket
- Metric series
- O-Rings in EPDM

- 弹簧逆止阀
- CORZAN PVC-U阀体
- 平口连接
- 公制系列
- EPDM O形圈

- Valvola di non ritorno
- Corpo in CORZAN PVC-C
- Incollagio femmina
- Serie metrica
- O-ring in EPDM

- Kegelrückschlagventil
- C-PVC CORZAN Gehäuse
- Klebemuffe
- Metrische Serie
- O-Ringe EPDM

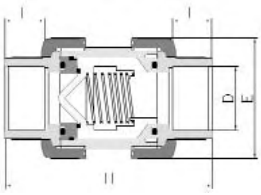

D	CODE	REF.	DN	PN	L	H	E
16	22844	35 67 016	15	16	16	84	52
20	22845	35 67 020	15	16	16	84	52
25	22846	35 67 025	20	16	19	108	62
32	22847	35 67 032	25	16	22	119	70
40	22848	35 67 040	32	16	26	142	84
50	22849	35 67 050	40	16	31	162	94
63	22850	35 67 063	50	16	38	192	117
75	22851	35 67 075	65	10	44	232	148
90	22852	35 67 090	80	10	51	269	179
110	22853	36 97 110	80	10	51	269	179

CP-S. **67**. FT1

- Spring check valve
- CORZAN PVC-C body
- BSP female thread
- O-Rings in EPDM

- 弹簧逆止阀
- CORZAN PVC-U阀体
- BSP内螺纹
- EPDM O形圈

- Valvola di non ritorno
- Corpo in CORZAN PVC-C
- Filetto femmina BSP
- O-ring in EPDM

- Kegelrückschlagventil
- C-PVC CORZAN Gehäuse
- Innengewinde BSP
- O-Ringe EPDM

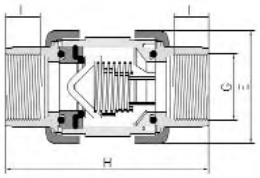

G	CODE	REF.	DN	PN	L	H	E
3/8″	22854	35 67 616	15	16	16	84	52
½″	22855	35 67 620	15	16	16	84	52
¾″	22856	35 67 625	20	16	19	108	62
1″	22857	35 67 632	25	16	22	119	70
1¼″	22858	35 67 640	32	16	26	142	84
1½″	22859	35 67 650	40	16	31	162	94
2″	22860	35 67 663	50	16	38	192	117
2½″	22861	35 67 675	65	10	44	232	148
3″	22862	35 67 690	80	10	51	269	179
4″	22863	35 67 710	80	10	51	269	179

CP-S. **67**. SF5

- Spring check valve
- CORZAN PVC-C body
- Female solvent socket
- Metric series
- O-Rings in FPM (Viton®)

- 弹簧逆止阀
- CORZAN PVC-U阀体
- 平口连接
- 公制系列
- FPM (Viton®) O形圈

- Valvola di non ritorno
- Corpo in CORZAN PVC-C
- Incollagio femmina
- Serie metrica
- O-ring in FPM (Viton®)

- Kegelrückschlagventil
- C-PVC CORZAN Gehäuse
- Klebemuffe
- Metrische Serie
- O-Ringe FPM (Viton®)

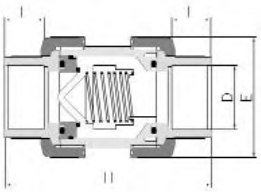

D	CODE	REF.	DN	PN	L	H	E
16	22864	35 67 016 VI	15	16	16	84	52
20	22865	35 67 020 VI	15	16	16	84	52
25	22866	35 67 025 VI	20	16	19	108	62
32	22867	35 67 032 VI	25	16	22	119	70
40	22868	35 67 040 VI	32	16	26	142	84
50	22869	35 67 050 VI	40	16	31	162	94
63	22870	35 67 063 VI	50	16	38	192	117
75	22871	35 67 075 VI	65	10	44	232	148
90	22872	35 67 090 VI	80	10	51	269	179
110	22873	35 67 110 VI	80	10	51	269	179

CP-S. **67**. FT5

- Spring check valve
- CORZAN PVC-C body
- BSP female thread
- O-Rings in FPM (Viton®)

- 弹簧逆止阀
- CORZAN PVC-U阀体
- BSP内螺纹
- FPM (Viton®) O形圈

- Valvola di non ritorno
- Corpo in CORZAN PVC-C
- Filetto femmina BSP
- O-ring in FPM (Viton®)

- Kegelrückschlagventil
- C-PVC CORZAN Gehäuse
- Innengewinde BSP
- O-Ringe FPM (Viton®)

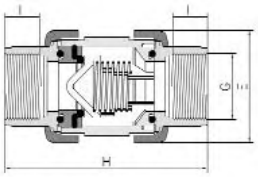

G	CODE	REF.	DN	PN	L	H	E
3/8″	22874	35 67 616 VI	15	16	16	84	52
½″	22875	35 67 620 VI	15	16	16	84	52
¾″	22876	35 67 625 VI	20	16	19	108	62
1″	22877	35 67 632 VI	25	16	22	119	70
1¼″	22878	35 67 640 VI	32	16	26	142	84
1½″	22879	35 67 650 VI	40	16	31	162	94
2″	22880	35 67 663 VI	50	16	38	192	117
2½″	22881	35 67 675 VI	65	10	44	232	148
3″	22882	35 67 690 VI	80	10	51	269	179
4″	22883	35 67 710 VI	80	10	51	269	179

Foot valves
福特阀（终端过滤逆止阀）
Valvole di fondo
Kegel-Fußventil

FEATURES

- 100% factory tested.
- Easy installation and maintenance.
- May be used either vertically and horizontally.
- Available in PVC-U.
- Resistance to many inorganic chemicals.
- Excellent flow characteristics.
- Sizes from D16 to D110 (3/8" - 4").
- Available standards: Metric, ASTM, British Standard.
- Threaded versions: BSP and NPT.
- O-Rings available in EPDM or Viton®.

技术特点

- 100%工厂测试
- 易安装.保养简单
- 水平或垂直使用均可
  可选PVC-U.
- 抗多种无机化学药品
- 高流速
- 尺寸范围D16 - D110 (3/8" - 4").
- 参考标准Metric（公制）.ASTM（美国材料实验协会）.BS（英国标准）.
- 牙口式标准：BSP（英国标准管螺纹）和NPT美标锥形螺纹）
- 可选EPDM或Viton® O形圈

CARATTERISTICHE

- Testate al 100% in fabbrica.
- Facile installazione e manutenzione.
- Può essere usata in posizione verticale o orizzontale.
- Disponibile in PVC-U.
- Resistente a molti composti chimici inorganici.
- Eccellenti caratteristiche di conduzione.
- Dimensini da D16 a D110 (3/8" - 4").
- Standards disponibili: Metrico, ASTM, British Standard.
- Versioni filettate: BSP e NPT.
- O-ring disponibili in EPDM o Viton®.

KENNDATEN

- 100% fabrikgetestet.
- Einfache Installation und Wartung.
- Sowohl vertikal als auch horizontal einbaubar.
- Gehäuse in PVC-U.
- Widerstandsfähig gegen die meisten anorganischen Meiden.
- Exzellentes Strömungsverhalten.
- Dimensionen von D16 vis D110 (3/8" - 4").
- In verschiedenen Standards: Metrisch, ASTM, British Standard.
- Gewindeversionen: BSP und NPT.
- Dichtungen in EPDM oder Viton® erhältlich.

COMPONENTS

Available as spare parts.

组件

零件配置图

COMPONENTI

Disponibili come ricambi.

EINZELTEILE UND KOMPONENTEN

Als Ersatzteile erhältlich.

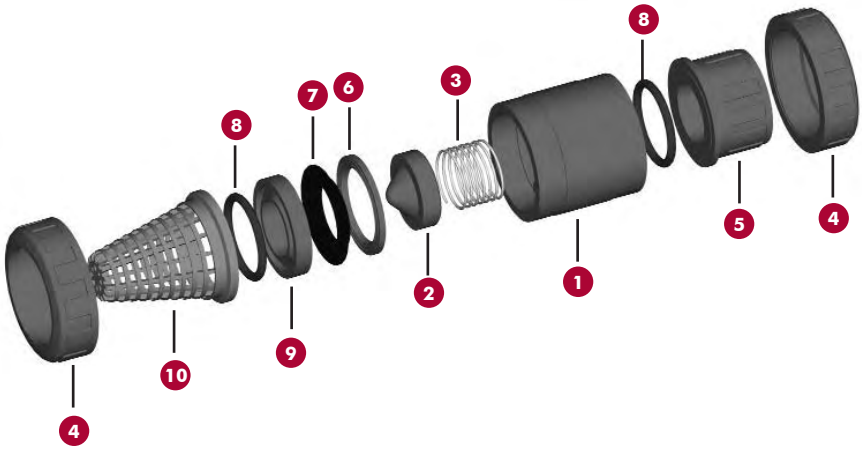

图表	Parts	部件	Parti	Teil	Material
1	Body	阀体	Corpo	Gehäuse	PVC-U / PVC-C
2	Cone	锥体	Cono	Kegel	PVC-U / PVC-C
3	Spring	弹簧	Molla	Feder	Inox Steel AISI 302
4	Union nut	阀门螺帽	Ghiera	Überwurfmutter	PVC-U / PVC-C
5	End connector	阀门端	Manicotto	Anschlussmuffe	PVC-U / PVC-C
6	Cone O-ring	锥体O型圈	O-ring cono	Kegeldichtung	EPDM / Viton®
7	Body O-ring	阀体密封	O-ring corpo	Gehäusedichtring	EPDM / Viton®
8	End connector O-ring	阀端密封	O-ring manicotto	Hinterlagedichtring	EPDM / Viton®
9	Seal-carrier	阀座密封支撑	Porta O-ring	Dichtungsträger	PVC-U / PVC-C
10	Foot valve screen	福特阀过滤器	Rete	Sieb	PP

TECHNICAL CHARACTERISTICS

Working pressure at 20°C (73°F) water temperature:
- D16 - D63 (3/8" - 2"): PN 16
- D75 - D110 (2½"- 4"): PN 10

技术特点

工作压力20°C (73°F)水温：
- D16 - D63 (3/8" - 2"): PN 16
- D75 - D110 (2½"- 4"): PN 10

CARATTERISTICHE TECNICHE

Pressione di servizio 20°C (73°F) temperatura dell'acqua:
- D16 - D63 (3/8" - 2"): PN 16
- D75 - D110 (2½"- 4"): PN 10

TECHNISCHE EIGENSCHAFTEN

Arbeitsdruck 20°C (73°F) Wassertemperatur:
- D16 - D63 (3/8" - 2"): PN 16
- D75 - D110 (2½"- 4"): PN 10

PRESSURE LOSS TABLE / 压力损失表 / TABELLA DELLE PERDITE DI CARICO / DRUCKVERLUST-DIAGRAMM

D16 - 3/8"		D20 - ½"		D25 - ¾"		D32 - 1"		D40 - 1¼"		D50 - 1½"		D63 - 2"		D75 - 2½"		D90 - 3"		D110 - 4"	
A	B	A	B	A	B	A	B	A	B	A	B	A	B	A	B	A	B	A	B
0,42	0,34	0,44	0,34	0,54	0,17	0,35	0,13	3,15	0,13	25,85	0,38	39,80	0,70	50,00	0,40	83,50	0,45	77,2	0,46
0,85	0,52	0,92	0,58	1,06	0,22	1,13	0,18	5,20	0,12	20,70	0,27	34,50	0,48	44,20	0,29	74,80	0,39	67,5	0,36
1,35	0,58	1,60	0,19	1,65	0,15	1,62	0,15	7,35	0,16	17,50	0,19	27,50	0,28	36,50	0,23	64,90	0,31	60,1	0,30
2,08	0,28	2,05	0,18	2,18	0,18	2,02	0,14	9,38	0,21	12,30	0,11	21,15	0,17	30,90	0,20	50,38	0,21	49,6	0,22
2,44	0,34	2,48	0,22	3,21	0,29	2,59	0,14	12,17	0,31	8,86	0,09	12,65	0,09	25,50	0,15	43,08	0,18	41,1	0,18
2,80	0,60	3,10	0,30	3,91	0,38	3,07	0,15	15,05	0,43	3,22	0,09	6,25	0,08	20,35	0,12	35,22	0,14	31,5	0,14
-	-	3,53	0,35	4,32	0,44	3,51	0,16	-	-	-	-	-	-	12,30	0,11	28,75	0,11	24,6	0,13
-	-	-	-	-	-	4,20	0,20	-	-	-	-	-	-	6,27	0,11	18,02	0,08	15,8	0,01
-	-	-	-	-	-	-	-	-	-	-	-	-	-	-	-	8,28	0,11	7,9	0,08
-	-	-	-	-	-	-	-	-	-	-	-	-	-	-	-	-	-	-	-

A = Flow (m^3/h)
流量(m^3/h)
Portata (m^3/h)
Durchfluss (m^3/h)

B = Pressure loss (bar)
压力损失(bar)
Perdita di carico (bar)
Druckverlust (bar)

PRESSURE / TEMPERATURE GRAPH / 压力/温度表 / DIAGRAMMA PRESSIONE / TEMPERATURA / DRUCK-TEMPERATUR-DIAGRAMM

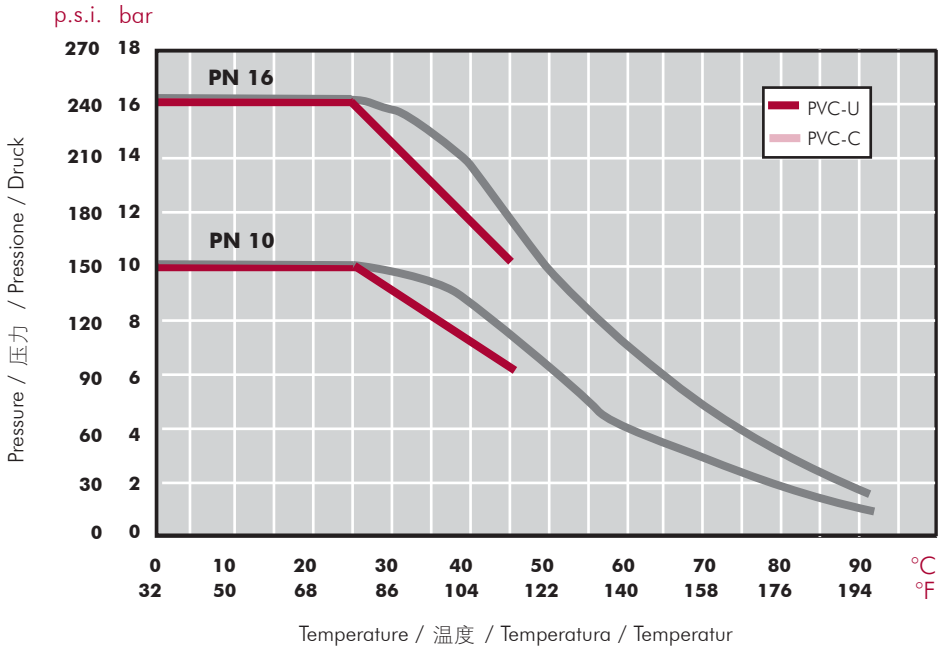

20 years / water flow
20年/水流量
20 anni / fluido acqua
20 Jahre / Wasserfluss

UP-S. **66**. SF1

- Foot valve
- PVC-U body
- Female solvent socket
- Metric series
- O-Rings in EPDM

- 弹簧福特阀
- PVC-U阀体
- 平口连接
- 公制系列
- EPDM O形圈

- Valvola di fondo
- Corpo in PVC-U
- Incollagio femmina
- Serie metrica
- O-ring in EPDM

- Kegelfußventil
- PVC-U Gehäuse
- Klebemuffe
- Metrische Serie
- O-Ringe EPDM

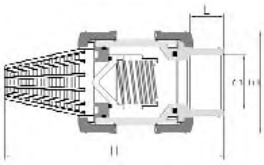

D	CODE	REF.	DN	PN	H	L	E
16	08990	05 66 016	15	16	107	16	52
20	08991	05 66 020	15	16	107	16	52
25	08992	05 66 025	20	16	130	19	62
32	08993	05 66 032	25	16	154	22	70
40	08994	05 66 040	32	16	176	26	84
50	08995	05 66 050	40	16	202	31	94
63	08996	05 66 063	50	16	239	38	117
75	08997	05 66 075	65	10	306	44	148
90	08998	05 66 090	80	10	362	51	179
110	08999	05 66 110	80	10	367	61	179

UP-S. **66**. FT1

- Foot valve
- PVC-U body
- BSP female thread
- O-Rings in EPDM

- 弹簧福特阀
- PVC-U阀体
- BSP内螺纹
- EPDM O形圈

- Valvola di fondo
- Corpo in PVC-U
- Filetto femmina BSP
- O-ring in EPDM

- Kegelfußventil
- PVC-U Gehäuse
- Innengewinde BSP
- O-Ringe EPDM

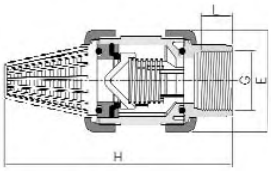

G	CODE	REF.	DN	PN	L	H	E
3/8″	09000	05 66 616	15	16	16	107	52
½″	09001	05 66 620	15	16	16	107	52
¾″	09002	05 66 625	20	16	19	130	62
1″	09003	05 66 632	25	16	22	154	70
1¼″	09004	05 66 640	32	16	26	176	84
1½″	09005	05 66 650	40	16	31	202	94
2″	09006	05 66 663	50	16	38	239	117
2½″	09007	05 66 675	65	10	44	306	148
3″	09008	05 66 690	80	10	51	362	179
4″	09009	05 66 710	80	10	61	367	179

UP-S. **66**. SF5

- Foot valve
- PVC-U body
- Female solvent socket
- Metric series
- O-Rings in FPM (Viton®)

- 弹簧福特阀
- PVC-U阀体
- 平口连接
- 公制系列
- FPM (Viton®) O形圈

- Valvola di fondo
- Corpo in PVC-U
- Incollagio femmina
- Serie metrica
- O-ring in FPM (Viton®)

- Kegelfußventil
- PVC-U Gehäuse
- Klebemuffe
- Metrische Serie
- O-Ringe FPM (Viton®)

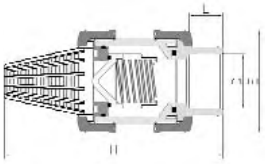

D	CODE	REF.	DN	PN	L	H	E
16	18731	05 66 016 VI	15	16	16	107	52
20	18732	05 66 020 VI	15	16	16	107	52
25	18733	05 66 025 VI	20	16	19	130	62
32	18734	05 66 032 VI	25	16	22	154	70
40	18735	05 66 040 VI	32	16	26	176	84
50	18736	05 66 050 VI	40	16	31	202	94
63	18737	05 66 063 VI	50	16	38	239	117
75	18738	05 66 075 VI	65	10	44	306	148
90	18739	05 66 090 VI	80	10	51	362	179
110	18740	05 66 110 VI	80	10	61	367	179

UP-S. **66**. FT5

- Foot valve
- PVC-U body
- BSP female thread
- O-Rings in FPM (Viton®)

- 弹簧福特阀
- PVC-U阀体
- BSP内螺纹
- FPM (Viton®) O形圈

- Valvola di fondo
- Corpo in PVC-U
- Filetto femmina BSP
- O-ring in FPM (Viton®)

- Kegelfußventil
- PVC-U Gehäuse
- Innengewinde BSP
- O-Ringe FPM (Viton®)

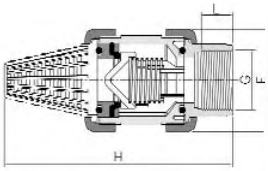

G	CODE	REF.	DN	PN	L	H	E
3/8″	18741	05 66 616 VI	15	16	16	107	52
½″	18742	05 66 620 VI	15	16	16	107	52
¾″	18743	05 66 625 VI	20	16	19	130	62
1″	18744	05 67 632 VI	25	16	22	154	70
1¼″	18745	05 66 640 VI	32	16	26	176	84
1½″	18746	05 66 650 VI	40	16	31	202	94
2″	18747	05 66 663 VI	50	16	38	239	117
2½″	18748	05 66 675 VI	65	10	44	306	148
3″	18749	05 66 690 VI	80	10	51	362	179
4″	18750	05 66 710 VI	80	10	61	367	179

Ball check valves
双由令球型逆止阀
Valvole di non ritorno a sfera
Kugel-Rückschlagventil

FEATURES

- 100% factory tested.
- Minimum working pressure: 0,2 bar (3 p.s.i.).
- Easy installation and maintenance.
- May be used either vertically and horizontally.
- Available in PVC-U.
- Resistance to many inorganic chemicals.
- Excellent flow characteristics.
- Sizes from D20 to D110 (½" - 4").
- Available standards: Metric, ASTM, British Standard.
- Threaded versions: BSP and NPT.
- O-Rings available in EPDM or Viton®.

特点

- 100%工厂测试
- 最小工作压力：0,2 bar(3 p.s.i.).
- 易安装、保养
- 允许垂直安装使用
- 可选PVC-U和PVC-C
- 抗多种无机化学药品
- 尺寸范围D20 - D110 (½" - 4").
- 高流速
- 参考标准Metric（公制）.ASTM（美国材料实验协会）.BS （英国标准）.
- 牙口式标准：BSP（英国标准管螺纹）
- NPT（美标锥形螺纹）
- 带EPDM或Viton O形圈

CARATTERISTICHE

- Testate al 100% in fabbrica.
- Pressione di servizio minima: 0,2 bar (3 p.s.i.).
- Facile installazione e manutenzione.
- Può essere usata in posizione verticale o orizzontale.
- Disponibile in PVC-U e CORZAN CPVC.
- Resistente a molti composti chimici inorganici.
- Eccellenti caratteristiche di conduzione.
- Dimensione da D20 a D110 (½" - 4").
- Standards disponibili: Metrico, ASTM, British Standard.
- Versione filettate: BSP e NPT.
- O-ring disponibili in EPDM o Viton®.

KENNDATEN

- 100% fabrikgetestet.
- Arbeitsdruck bei: 0,2 bar (3 p.s.i.).
- Einfache Installation und Wartung.
- Sowohl vertikal als auch horizontal einbaubar.
- Gehäuse in PVC-U.
- Widerstandsfähig gegen die meisten anorganischen Meiden.
- Exzellentes Strömungsverhalten.
- Dimensionen von D20 bis D110 (½" - 4").
- In verschiedenen Standards erhältlich: Metrisch, ASTM, British Standard.
- Gewindeversionen: BSP und NPT.
- Dichtungen in EPDM oder Viton® erhältlich.

COMPONENTS

Available as spare parts.

组件

零件配置图

COMPONENTI

Disponibili come ricambi.

EINZELTEILE UND KOMPONENTEN

Als Ersatzteile erhältlich.

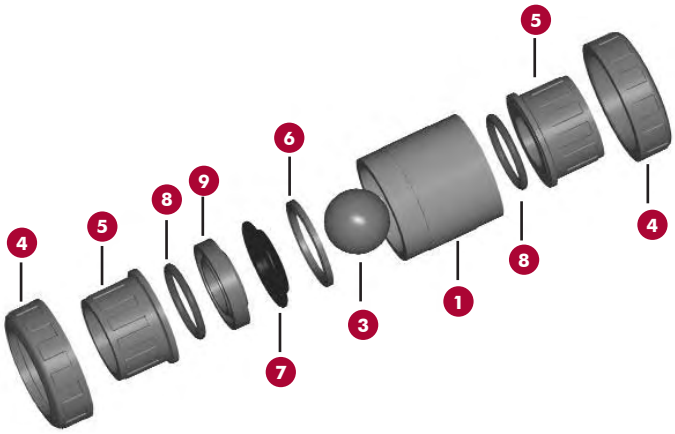

图表	Parts	部件	Parti	Teil	Material
1	Body	阀体	Corpo	Gehäuse	PVC-U / PVC-C
3	Ball	球芯	Sfera	Kugel	PVC-U / PVC-C
4	Union nut	阀门螺帽	Ghiera	Überwurfmutter	PVC-U / PVC-C
5	End connector	阀门端	Manicotto	Anschlussmuffe	PVC-U / PVC-C
6	Closing ring	合闭密封	Anello di chiusura	Kugeldichtung	PVC-U / PVC-C
7	Body O-ring	阀体密封	O-ring corpo	Gehäusedichtring	EPDM / Viton®
8	End connector O-ring	阀端密封	O-ring manicotto	Hinterlagedichtring	EPDM / Viton®
9	Seal-carrier	阀座密封支撑	Porta O-ring	Dichtungsträger	PVC-U / PVC-C

TECHNICAL CHARACTERISTICS

Working pressure at 20°C (73°F) water temperature:
- D20 - D63 (½" - 2"): PN 16
- D75 - D110 (2½"- 4"): PN 10

技术特点

工作压力20°C (73°F)水温：

- D20 - D63 (½" - 2"): PN 16
- D75 - D110 (2½"- 4"): PN 10

CARATTERITICHE TECNICHE

Pressione di servizio 20°C (73°F) temperatura dell'acqua:
- D20 - D63 (½" - 2"): PN 16
- D75 - D110 (2½"- 4"): PN 10

TECHNISCHE EIGENSCHAFTEN

Arbeitsdruck bei 20°C (73ºF) Wassertemperatur:
- D20 - D63 (½" - 2"): PN 16
- D75 - D110 (2½"- 4"): PN 10

PRESSURE LOSS TABLE

压力损失表

TABELLA DELLE PERDITE DI CARICO

DRUCKVERLUST-DIAGRAMM

D16 - 3/8"		D20 - ½"		D25 - ¾"		D32 - 1"		D40 - 1¼"		D50 - 1½"		D63 - 2"		D75 - 2½"		D90 - 3"		D110 - 4"	
A	B	A	B	A	B	A	B	A	B	A	B	A	B	A	B	A	B	A	B
-	-	1,80	0,11	2,80	0,15	5,10	0,08	10,50	0,21	9,31	0,04	14,40	0,06	17,93	0,03	31,00	0,04	-	-
-	-	2,60	0,21	3,86	0,26	8,00	0,19	15,60	0,33	11,93	0,07	22,30	0,13	22,90	0,03	59,30	0,11	-	-
-	-	3,70	0,40	4,49	0,33	9,00	0,24	20,60	0,58	18,70	0,16	41,10	0,44	28,76	0,07	62,60	0,13	-	-
-	-	4,80	0,65	5,10	0,42	11,00	0,33	25,20	0,84	21,60	0,21	51,40	0,68	44,80	0,15	70,70	0,18	-	-
-	-	5,60	0,86	5,80	0,56	12,70	0,46	28,10	1,04	24,79	0,28	58,80	0,82	55,20	0,23	74,50	0,20	-	-
-	-	7,00	1,40	6,69	0,76	15,80	0,72	29,50	1,15	28,40	0,37	63,80	0,95	62,57	0,30	84,30	0,26	-	-
-	-	7,80	1,77	7,60	1,04	18,60	0,99	31,40	1,31	30,08	0,43	68,80	1,15	67,37	0,33	88,50	0,29	-	-
-	-	-	-	8,10	1,11	-	-	32,20	1,37	35,14	0,58	70,40	1,28	71,51	0,38	95,96	0,33	-	-
-	-	-	-	8,79	1,30	-	-	33,50	1,50	37,70	0,64	72,60	1,40	75,00	0,41	101,60	0,38	-	-
-	-	-	-	9,31	1,45	-	-	-	-	40,74	0,74	73,10	1,50	79,54	0,47	109,90	0,44	-	-
-	-	-	-	-	-	-	-	-	-	44,00	0,84	-	-	94,40	0,66	113,90	0,48	-	-
-	-	-	-	-	-	-	-	-	-	47,33	0,98	-	-	105,40	0,81	114,40	0,49	-	-
-	-	-	-	-	-	-	-	-	-	50,33	1,10	-	-	-	-	-	-	-	-
-	-	-	-	-	-	-	-	-	-	53,55	1,24	-	-	-	-	-	-	-	-
-	-	-	-	-	-	-	-	-	-	56,77	1,38	-	-	-	-	-	-	-	-
-	-	-	-	-	-	-	-	-	-	59,21	1,49	-	-	-	-	-	-	-	-

A = Flow (m^3/h) / 流量(m^3/h) / Portata (m^3/h) / Durchfluss (m^3/h)

B = Pressure loss (bar) / 压力损失(bar) / Perdita di carico (bar) / Druckverlust (bar)

PRESSURE / TEMPERATURE GRAPH

压力/温度表

DIAGRAMMA PRESSIONE / TEMPERATURA

DRUCK-TEMPERATUR-DIAGRAMM

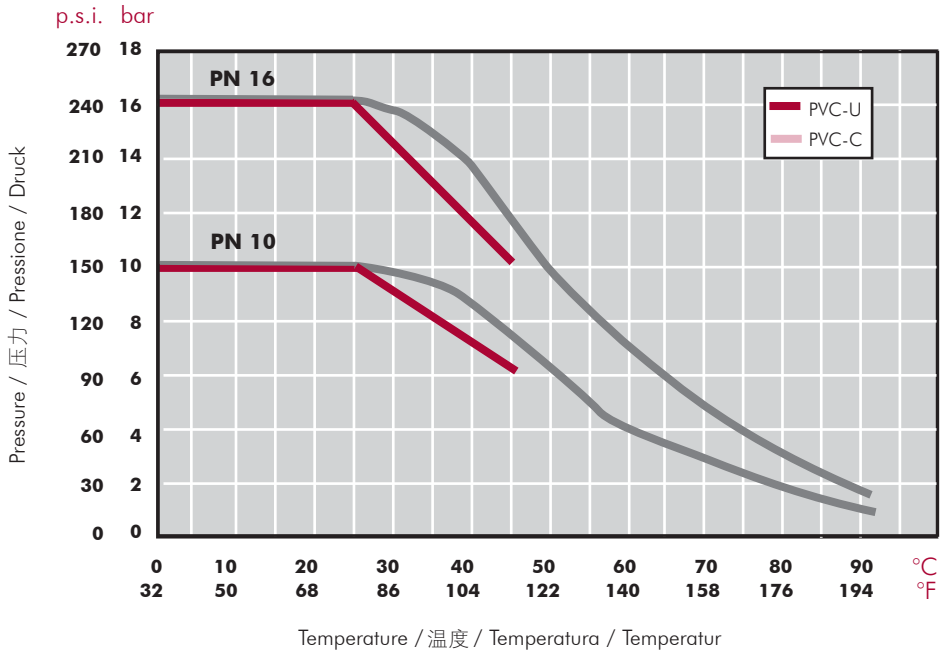

20 years / water flow
20 年/水流量
20 anni / fluido acqua
20 Jahre / Wasserfluss

UP-B. **67**. SF1

- Ball check valve
- PVC-U body
- Female solvent socket
- Metric series
- O-Rings in EPDM

- 双由令球型逆止阀
- PVC-U阀体
- 平口连接
- 公制系列
- EPDM O形圈

- Valvola di non ritorno a sfera
- Corpo in PVC-U
- Incollagio femmina
- Serie metrica
- O-ring in EPDM

- Kugel-Rückschlagventil
- PVC-U Gehäuse
- Klebemuffe
- Metrische Serie
- O-Ringe EPDM

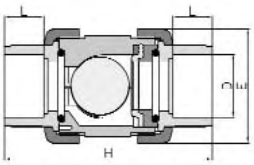

D	CODE	REF.	DN	PN	H	L	E
20	22078	05 67 220	15	16	84	16	52
25	22079	05 67 225	20	16	108	19	62
32	22080	05 67 232	25	16	119	22	70
40	22174	05 67 240	32	16	142	26	84
50	25697	05 67 250	40	16	162	31	94
63	25698	05 67 263	50	16	192	38	117
75	22175	05 67 275	65	10	232	44	148
90	22176	05 67 290	80	10	269	51	179
110	22177	05 67 310	80	10	269	51	179

UP-B. **67**. FT1

- Ball check valve
- PVC-U body
- BSP female thread
- O-Rings in EPDM

- 双由令球型逆止阀
- PVC-U阀体
- BSP内螺纹
- EPDM O形圈

- Valvola di non ritorno a sfera
- Corpo in PVC-U
- Filetto femmina BSP
- O-ring in EPDM

- Kugel-Rückschlagventil
- PVC-U Gehäuse
- Innengewinde BSP
- O-Ringe EPDM

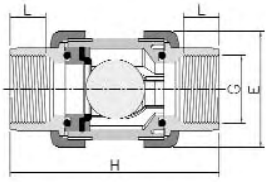

G	CODE	REF.	DN	PN	L	H	E
½″	22061	05 67 420	15	16	16	84	52
¾″	22062	05 67 425	20	16	19	108	62
1″	22085	05 67 432	25	16	22	119	70
1¼″	22086	05 67 440	32	16	26	142	84
1½″	25699	05 67 450	40	16	31	167	104
2″	25700	05 67 463	50	16	38	192	117
2½″	22087	05 67 475	65	10	44	232	148
3″	22088	05 67 490	80	10	51	269	179
4″	22089	05 67 510	80	10	61	279	179

UP-B. **67**. SF5

- Ball check valve
- PVC-U body
- Female solvent socket
- Metric series
- O-Rings in FPM (Viton®)

- 双由令球型逆止阀
- PVC-U阀体
- 平口连接
- 公制系列
- FPM (Viton®) O形圈

- Valvola di non ritorno a sfera
- Corpo in PVC-U
- Incollagio femmina
- Serie metrica
- O-ring in FPM (Viton®)

- Kugel-Rúckschlagventil
- PVC-U Gehäuse
- Klebemuffe
- Metrische Serie
- O-Ringe FPM (Viton®)

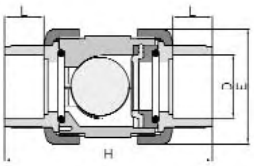

D	CODE	REF.	DN	PN	H	L	E
20	22090	05 67 220 VI	15	16	84	16	52
25	22091	05 67 225 VI	20	16	108	19	62
32	22092	05 67 232 VI	25	16	119	22	70
40	22239	05 67 240 VI	32	16	142	26	84
50	25701	05 67 250 VI	40	16	162	31	94
63	25702	05 67 263 VI	50	16	192	38	117
75	22240	05 67 275 VI	65	10	232	44	148
90	22241	05 67 290 VI	80	10	269	51	179
110	22242	05 67 310 VI	80	10	269	51	179

UP-B. **67**. FT5

- Ball check valve
- PVC-U body
- BSP female thread
- O-Rings in FPM (Viton®)

- 双由令球型逆止阀
- PVC-U阀体
- BSP内螺纹
- FPM (Viton®) O形圈

- Valvola di non ritorno a sfera
- Corpo in PVC-U
- Filetto femmina BSP
- O-ring in FPM (Viton®)

- Kugel-Rückschlagventil
- PVC-U Gehäuse
- Innengewinde BSP
- O-Ringe FPM (Viton®)

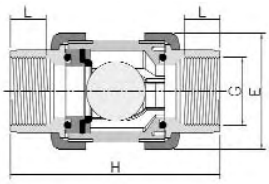

G	CODE	REF.	DN	PN	L	H	E
½″	22243	05 67 420 VI	15	16	16	84	52
¾″	22244	05 67 425 VI	20	16	19	108	62
1″	22267	05 67 432 VI	25	16	22	119	70
1¼″	22268	05 67 440 VI	32	16	26	142	84
1½″	25703	05 67 450 VI	40	16	31	167	104
2″	25704	05 67 463 VI	50	16	38	192	117
2½″	22269	05 67 475 VI	65	10	44	232	148
3″	22270	05 67 490 VI	80	10	51	269	179
4″	22893	05 67 510 VI	80	10	61	279	179

CP-B. **67**. SF1

- Ball check valve
- CORZAN PVC-C body
- Female solvent socket
- Metric series
- O-Rings in EPDM

- 双由令球型逆止阀
- CORZAN PVC-U阀体
- BSP内螺纹
- PTFE (Teflon®)球芯密封
- EPDM O形圈

- Valvola di non ritorno a sfera
- Corpo in CORZAN PVC-C
- Incollagio femmina
- Serie metrica
- O-ring in EPDM

- Kugel-Rückschlagventil
- C-PVC CORZAN Gehäuse
- Klebemuffe
- Metrische Serie
- O-Ringe EPDM

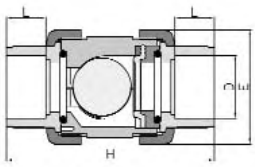

D	CODE	REF.	DN	PN	L	H	E
20	27501	35 67 220	15	16	16	84	52
25	27502	35 67 225	20	16	19	108	62
32	27503	35 67 232	25	16	22	119	70
40	27504	35 67 240	32	16	26	142	84
50	27505	35 67 250	40	16	31	162	94
63	27506	35 67 263	50	16	38	192	117
75	27507	35 67 275	65	10	44	232	148
90	27508	35 67 290	80	10	51	269	179
110	27509	36 97 310	80	10	51	269	179

CP-B. **67**. FT1

- Ball check valve
- CORZAN PVC-C body
- BSP female thread
- O-Rings in EPDM

- 双由令球型逆止阀
- CORZAN PVC-U阀体
- BSP内螺纹
- EPDM O形圈

- Valvola di non ritorno a sfera
- Corpo in CORZAN PVC-C
- Filetto femmina BSP
- O-ring in EPDM

- Kugel-Rückschlagventil
- C-PVC CORZAN Gehäuse
- Innengewinde BSP
- O-Ringe EPDM

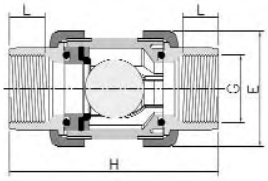

G	CODE	REF.	DN	PN	L	H	E
½″	27510	35 67 420	15	16	16	84	52
¾″	27511	35 67 425	20	16	19	108	62
1″	27512	35 67 432	25	16	22	119	70
1¼″	27513	35 67 440	32	16	26	142	84
1½″	27514	35 67 450	40	16	31	162	94
2″	27515	35 67 463	50	16	38	192	117
2½″	27516	35 67 475	65	10	44	232	148
3″	27517	35 67 490	80	10	51	269	179
4″	27518	35 67 510	80	10	51	269	179

CP-B. **67**. SF5

- Ball check valve
- CORZAN PVC-C body
- Female solvent socket
- Metric series
- O-Rings in FPM (Viton®)

- 双由令球型逆止阀
- CORZAN PVC-U阀体
- 平口连接
- 公制系列
- FPM (Viton®) O形圈

- Valvola di non ritorno a sfera
- Corpo in CORZAN PVC-C
- Incollagio femmina
- Serie metrica
- O-ring in FPM (Viton®)

- Kugel-Rückschlagventil
- C-PVC CORZAN Gehäuse
- Klebemuffe
- Metrische Serie
- O-Ringe FPM (Viton®)

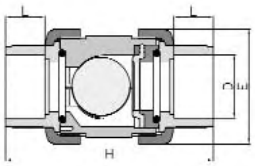

D	CODE	REF.	DN	PN	L	H	E
20	27519	35 67 220 VI	15	16	16	84	52
25	27520	35 67 225 VI	20	16	19	108	62
32	27521	35 67 232 VI	25	16	22	119	70
40	27522	35 67 240 VI	32	16	26	142	84
50	27523	35 67 250 VI	40	16	31	162	94
63	27524	35 67 263 VI	50	16	38	192	117
75	27525	35 67 275 VI	65	10	44	232	148
90	27526	35 67 290 VI	80	10	51	269	179
110	27527	35 67 310 VI	80	10	51	269	179

CP-B. **67**. FT5

- Ball check valve
- CORZAN PVC-C body
- BSP female thread
- O-Rings in FPM (Viton®)

- 双由令球型逆止阀
- CORZAN PVC-U阀体
- BSP内螺纹
- FPM (Viton®) O形圈

- Valvola di non ritorno a sfera
- Corpo in CORZAN PVC-C
- Filetto femmina BSP
- O-ring in FPM (Viton®)

- Kugel-Rückschlagventil
- C-PVC CORZAN Gehäuse
- Innengewinde BSP
- O-Ringe FPM (Viton®)

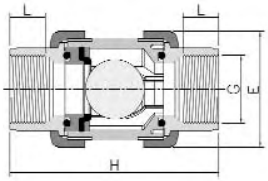

G	CODE	REF.	DN	PN	L	H	E
½″	27528	35 67 420 VI	15	16	16	84	52
¾″	27529	35 67 425 VI	20	16	19	108	62
1″	27530	35 67 432 VI	25	16	22	119	70
1¼″	27531	35 67 440 VI	32	16	26	142	84
1½″	27532	35 67 450 VI	40	16	31	162	94
2″	27533	35 67 463 VI	50	16	38	192	117
2½″	27534	35 67 475 VI	65	10	44	232	148
3″	27535	35 67 490 VI	80	10	51	269	179
4″	27536	35 67 410 VI	80	10	51	269	179

Ball Foot valves
球型福特阀（球型终端过滤逆止阀）
Valvole di fondo a sfera
Kugelfußventil

FEATURES

- 100% factory tested.
- Minimum working pressure: 0,2 bar (3 p.s.i.).
- Easy installation and maintenance.
- May be used either vertically and horizontally.
- Available in PVC-U.
- Resistance to many inorganic chemicals.
- Excellent flow characteristics.
- Sizes from D20 to D110 (½" - 4").
- Available standards: Metric, ASTM, British Standard.
- Threaded versions: BSP and NPT.
- O-Rings available in EPDM or Viton®.

特点

- 100%工厂测试
- 最小工作压力：0,2 barr(3 p.s.i.).
- 易安装、保养
- 允许垂直安装使用
- 可选PVC-U.
- 抗多种无机化学药品
- 尺寸范围D20 - D110 (½" - 4").
- 高流速
- 参考标准Metric（公制）.ASTM（美国材料实验协会）.BS（英国标准）.
- 牙口式标准：BSP （英国标准管螺纹）NPT（美标锥形螺纹）
- 带EPDM或Viton® O形圈

CARATTERISTICHE

- Testate al 100% in fabbrica.
- Pressione di servizio minima: 0,2 bar (3 p.s.i.).
- Facile installazione e manutenzione.
- Può essere usata in posizione verticale o orizzontale.
- Disponibile in PVC-U.
- Resitente a molti composti chimici inorganici.
- Eccellenti Caratteristiche di conduzione.
- Dimensioni da D20 a D110 (½" - 4").
- Standards disponibili: Metrico, ASTM, British Standard.
- Versioni filettate: BSP e NPT.
- O-ring disponibili in EPDM o Viton®.

KENNDATEN

- 100% fabrikgetestet
- Arbeitsdruck bei: 0,2 bar (3 p.s.i.).
- Einfache Installation und Wartung.
- Sowohl vertikal als auch horizontal einbaubar.
- Gehäuse in PVC-U.
- Widerstandsfähig gegen die meisten anorganischen Meiden.
- Exzellentes Strömungsverhalten.
- Dimensionen von D20 bis D110 (1½" - 4").
- In verschiedenen Standards erhältlich: Metrisch, ASTM, British Standard.
- Gewindeversionen: BSP und NPT.
- Dichtungen in EPDM oder Viton® erhältlich.

COMPONENTS

Available as spare parts.

组件

零件配置图

COMPONENTI

Disponibili come ricambi.

EINZELTEILE UND KOMPONENTEN

Als Ersatzteile erhältlich.

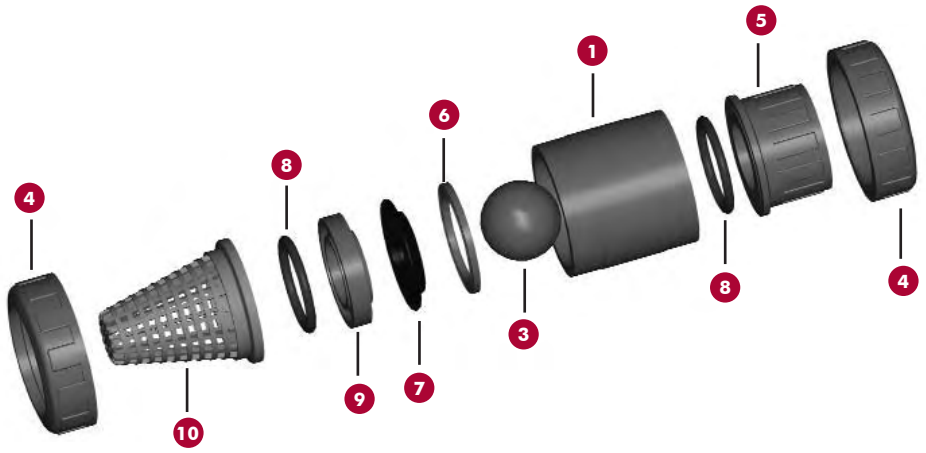

图表	Parts	部件	Parti	Teil	Material
1	Body	阀体	Corpo	Gehäuse	PVC-U
3	Ball	球芯	Sfera	Kugel	PVC-U
4	Union nut	阀门阀帽	Ghiera	Überwurfmutter	PVC-U
5	End connector	阀端	Manicotto	Anschlussmuffe	PVC-U
6	Closing ring	合闭密封	Anello di chisura	Kugeldichtung	PVC-U
7	Body O-ring	阀体密封	O-ring corpo	Gehäusedichtring	EPDM / Viton®
8	End connector O-ring	阀端密封	O-ring manicotto	Hinterlagedichtring	EPDM / Viton®
9	Seal-carrier	阀座密封支撑	Porta O-ring	Dichtungsträger	PVC-U
10	Foot valve screen	福特阀过滤器	Rete	Sieb	PP

TECHNICAL CHARACTERISTICS

Working pressure at 20°C (73°F) water temperature:
- D20 - D63 (½" - 2"): PN 16
- D75 - D110 (2½"- 4"): PN 10

技术特点

工作压力20°C (73°F)水温：
- D20 - D63 (½" - 2"): PN 16
- D75 - D110 (2½"- 4"): PN 10

CARATTERISTICHE TECNICHE

Pressione di servizio a 20°C (73°F) temperatura dell'acqua:
- D20 - D63 (½" - 2"): PN 16
- D75 - D110 (2½"- 4"): PN 10

TECHNISCHE EIGENSCHAFTEN

Arbeitsdruck bei 20°C (73°F) Wassertemperatur:
- D20 - D63 (½" - 2"): PN 16
- D75 - D110 (2½"- 4"): PN 10

PRESSURE LOSS TABLE / 压力损失表 / DIAGRAMMA DELLE PERDITE DI CARICO / DRUCKVERLUST-DIAGRAMM

D16 - 3/8"		D20 - ½"		D25 - ¾"		D32 - 1"		D40 - 1¼"		D50 - 1½"		D63 - 2"		D75 - 2½"		D90 - 3"		D110 - 4"	
A	B	A	B	A	B	A	B	A	B	A	B	A	B	A	B	A	B	A	B
-	-	1,80	0,11	2,80	0,15	5,10	0,08	10,50	0,21	9,31	0,04	14,40	0,06	17,93	0,03	31,00	0,04	-	-
-	-	2,60	0,21	3,86	0,26	8,00	0,19	15,60	0,33	11,93	0,07	22,30	0,13	22,90	0,03	59,30	0,11	-	-
-	-	3,70	0,40	4,49	0,33	9,00	0,24	20,60	0,58	18,70	0,16	41,10	0,44	28,76	0,07	62,60	0,13	-	-
-	-	4,80	0,65	5,10	0,42	11,00	0,33	25,20	0,84	21,60	0,21	51,40	0,68	44,80	0,15	70,70	0,18	-	-
-	-	5,60	0,86	5,80	0,56	12,70	0,46	28,10	1,04	24,79	0,28	58,80	0,82	55,20	0,23	74,50	0,20	-	-
-	-	7,00	1,40	6,69	0,76	15,80	0,72	29,50	1,15	28,40	0,37	63,80	0,95	62,57	0,30	84,30	0,26	-	-
-	-	7,80	1,77	7,60	1,04	18,60	0,99	31,40	1,31	30,08	0,43	68,80	1,15	67,37	0,33	88,50	0,29	-	-
-	-	-	-	8,10	1,11	-	-	32,20	1,37	35,14	0,58	70,40	1,28	71,51	0,38	95,96	0,33	-	-
-	-	-	-	8,79	1,30	-	-	33,50	1,50	37,70	0,64	72,60	1,40	75,00	0,41	101,60	0,38	-	-
-	-	-	-	9,31	1,45	-	-	-	-	40,74	0,74	73,10	1,50	79,54	0,47	109,90	0,44	-	-
-	-	-	-	-	-	-	-	-	-	44,00	0,84	-	-	94,40	0,66	113,90	0,48	-	-
-	-	-	-	-	-	-	-	-	-	47,33	0,98	-	-	105,40	0,81	114,40	0,49	-	-
-	-	-	-	-	-	-	-	-	-	50,33	1,10	-	-	-	-	-	-	-	-
-	-	-	-	-	-	-	-	-	-	53,55	1,24	-	-	-	-	-	-	-	-
-	-	-	-	-	-	-	-	-	-	56,77	1,38	-	-	-	-	-	-	-	-
-	-	-	-	-	-	-	-	-	-	59,21	1,49	-	-	-	-	-	-	-	-

A = Flow (m^3/h) / 流量(m^3/h) / Portata (m^3/h) / Durchfluss (m^3/h)

B = Pressure loss (bar) / 压力损失(bar) / Perdita di carico (bar) / Druckverlust (bar)

PRESSURE / TEMPERATURE GRAPH / 压力/温度表 / DIAGRAMMA PRESSIONE / TEMPERATURA / DRUCK-TEMPERATUR-DIAGRAMM

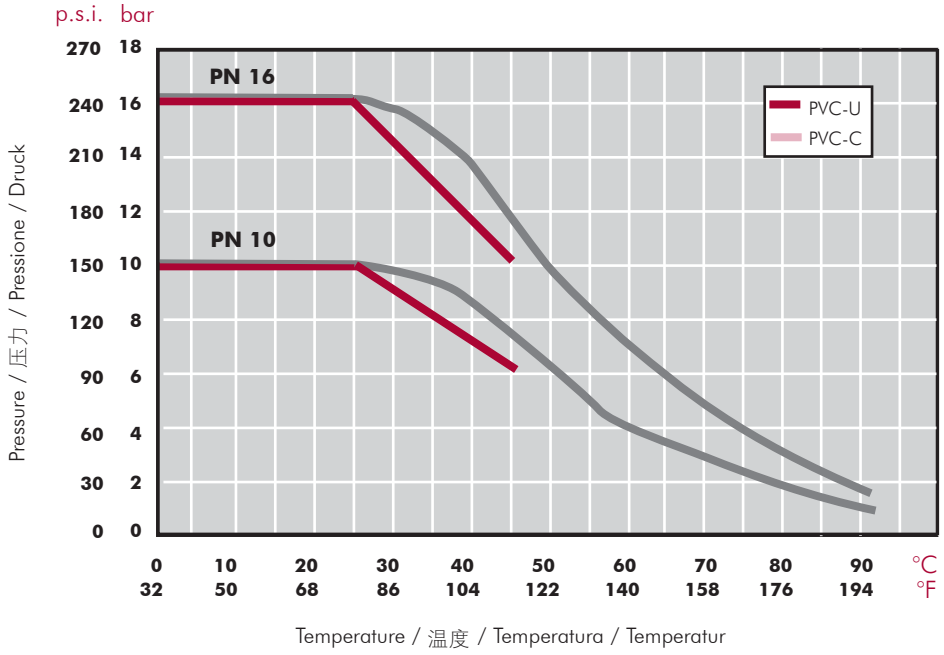

20 years / water flow
20 年/水流量
20 anni / fluido acqua
20 Jahre / Wasserfluss

UP-B. **66**. SF1

- Ball foot valve
- PVC-U body
- Female solvent socket
- Metric series
- O-Rings in EPDM

- 球型福特阀
- PVC-U阀体
- 平口连接
- 公制系列
- EPDM O形圈

- Valvola di fondo a sfera
- Corpo in PVC-U
- Incollagio femmina
- Serie metrica
- O-ring in EPDM

- Kugelfußventil
- PVC-U Gehäuse
- Klebemuffe
- Metrische Serie
- O-Ringe EPDM

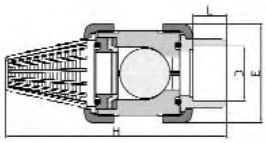

D	CODE	REF.	DN	PN	H	L	E
20	27537	05 66 220	15	16	107	16	52
25	37538	05 66 225	20	16	130	19	62
32	27539	05 66 232	25	16	154	22	70
40	27540	05 66 240	32	16	176	26	84
50	25705	05 66 250	40	16	202	31	94
63	25706	05 66 263	50	16	239	38	117
75	27543	05 66 275	65	10	306	44	148
90	27544	05 66 290	80	10	362	51	179
110	27545	05 66 310	80	10	367	61	179

UP-B. **66**. FT1

- Ball foot valve
- PVC-U body
- BSP female thread
- O-Rings in EPDM

- 球型福特阀
- PVC-U阀体
- BSP内螺纹
- EPDM O形圈

- Valvola di fondo a sfera
- Corpo in PVC-U
- Filetto femmina BSP
- O-ring in EPDM

- Kugelfußventil
- PVC-U Gehäuse
- Innengewinde BSP
- O-Ringe EPDM

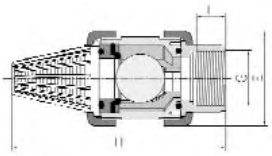

G	CODE	REF.	DN	PN	L	H	E
½″	27546	05 66 420	15	16	16	107	52
¾″	27547	05 66 425	20	16	19	130	62
1″	27548	05 66 432	25	16	22	154	70
1¼″	27549	05 66 440	32	16	26	176	84
1½″	25707	05 66 450	40	16	31	202	94
2″	25708	05 66 463	50	16	38	239	117
2½″	27552	05 66 475	65	10	44	306	148
3″	27553	05 66 490	80	10	51	362	179
4″	27554	05 66 510	80	10	61	367	179

UP-B. **66**. SF5

- Ball foot valve
- PVC-U body
- Female solvent socket
- Metric series
- O-Rings in FPM (Viton®)

- 球型福特阀
- PVC-U阀体
- 平口连接
- 公制系列
- FPM (Viton®) O形圈

- Valvola di fondo a sfera
- Corpo in PVC-U
- Incollagio femmina
- Serie metrica
- O-ring in FPM (Viton®)

- Kugelfußventil
- PVC-U Gehäuse
- Klebemuffe
- Metrische Serie
- O-Ringe FPM (Viton®)

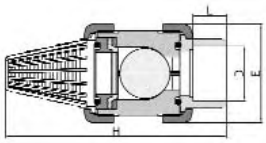

D	CODE	REF.	DN	PN	L	H	E
20	27555	05 66 220 VI	15	16	107	16	52
25	27556	05 66 225 VI	20	16	130	19	62
32	27557	05 66 232 VI	25	16	154	22	70
40	27558	05 66 240 VI	32	16	176	26	84
50	25709	05 66 250 VI	40	16	202	31	94
63	25710	05 66 263 VI	50	16	239	38	117
75	27561	05 66 275 VI	65	10	306	44	148
90	27562	05 66 290 VI	80	10	362	51	179
110	27563	05 66 310 VI	80	10	367	61	179

UP-B. **66**. FT5

- Ball foot valve
- PVC-U body
- BSP female thread
- O-Rings in FPM (Viton®)

- 球型福特阀
- PVC-U阀体
- BSP内螺纹
- FPM (Viton®) O形圈

- Valvola di fondo a sfera
- Corpo in PVC-U
- Filetto femmina BSP
- O-ring in FPM (Viton®)

- Kugelfußventil
- PVC-U Gehäuse
- Innengewinde BSP
- O-Ringe FPM (Viton®)

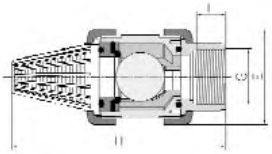

G	CODE	REF.	DN	PN	L	H	E
½″	27564	05 66 420 VI	15	16	16	107	52
¾″	27565	05 66 425 VI	20	16	19	130	62
1″	27566	05 66 432 VI	25	16	22	154	70
1¼″	27567	05 66 440 VI	32	16	26	176	84
1½″	25711	05 66 450 VI	40	16	31	202	94
2″	25712	05 66 463 VI	50	16	38	239	117
2½″	27570	05 66 475 VI	65	10	44	306	148
3″	27571	05 66 490 VI	80	10	51	362	179
4″	27572	05 66 510 VI	80	10	61	367	179

Swing check valves
片式止回阀
Valvole a clapet
Rückschlagklappen

FEATURES

- Requires little space in piping systems.
- Easy installation: wafer body slips between standard flanges. No gaskets required.
- Vertical and horitzontal operation.
- Available with EPDM or Viton® O-Rings.
- Excellent flow characteristics.
- Sizes from 75 mm to 225 mm (2½"- 8").
- Available Standards: ISO/DIN, ANSI/ASTM.

Do not install the valve at a distance lower than 5 x D of the pump out.
Install with pipe and flange DIN PN 10.

特点

- 在管道系统中只需很小安装空间
- 安装简单：止回阀体置于标准法兰之间，无需迫紧。
- 可水平及垂直操作
- 可选EPDM或Viton®形圈
- 高流速
- 生产尺寸：D75 mm - D225 mm (2½"- 8").
- 参考标准：ISO/DIN,ANSI/ASTM.

不要将阀门安装在低于抽空5 x D的距离。
同管件和法兰DIN PN 10安装

CARATTERISTICHE

- Richiede poco spazio per l'installazione.
- Facile installazione: si monta tra due flange standard.
- Installazione verticale o orizzontale.
- O-ring clapet in EPDM o Viton®.
- Eccellenti cartteristiche idrauliche.
- Da 75 mm a 225 mm (2½"- 8").
- Standards disponibile: ISO/DIN, ANSI/ASTM.

Non montare la valvola a una distanza inferiore a 5 x D dall'uscita di una pompa.
Montare con tubo e flangia DIN PN 10.

KENNDATEN

- Minimanler Platzbedarf für Einbau.
- Einfache Installation zwischen Flanschen.
- Sowohl vertikal als auch horizontal einbaubar.
- Klappendichtring in EPDM oder Viton®.
- Exzellentes Strömungsverhalten.
- Dimensionen von 75 mm bis 225 mm (2½"- 8").
- In verschiedenen Standards erhältlich: ISO/DIN, ANSI/ASTM.

Die Rückschlagklappe nie in einem Abstand kleiner als 5 x D nach einem Pumpenausgang montieren.
Rohr und Flansche müssen dabei der Klasse DIN PN 10 entsprechen.

COMPONENTS

Available as spare parts.

部件

零件配置图

COMPONENTI

Disponibili come ricambi.

EINZELTEILE UND KOMPONENTEN

Als Ersatzteile erhältlich.

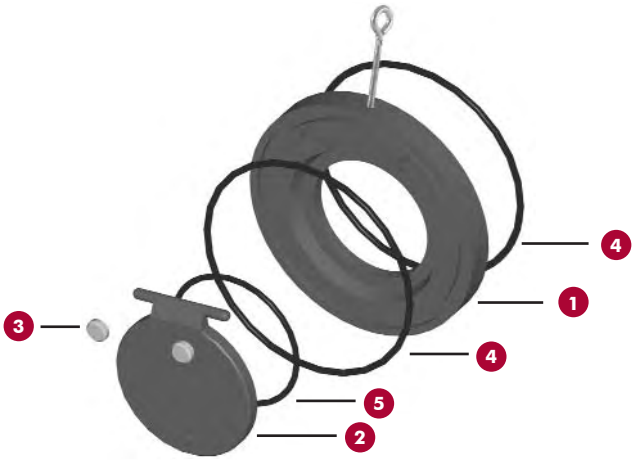

图表	Parts	部件	Parti	teil	Material
1	Body	阀体	Corpo	Gehäuse	PVC-U
2	Flap	阀板	Clapet	Klappenteller	PVC-U
3	Cap	管帽	Tappo	Stopfen/Schraube	PP
4	Body O-ring	阀体密封	O-ring corpo	Gehäusedichtung	EPDM / FPM
5	Flap O-ring	阀板密封	O-ring clapet	Klappendichtring	EPDM / FPM

TECHNICAL CHARACTERISTICS

Working pressure at 20°C (73°F) water temperature:
- D75 - D140 (2½" - 5"): PN 10
- D160 - D225 (6" - 8"): PN 6

技术特点

工作压力20°C (73°F)水温：
- D75 - D140 (2½" - 5"): PN 10
- D160 - D225 (6" - 8"): PN 6

CARATTERISTICHE TECNICHE

Pressione di servizio a 20°C (73°F) temperatura dell'acqua:
- D75 - D140 (2½" - 5"): PN 10
- D160 - D225 (6" - 8"): PN 6

TECHNISCHE EIGENSCHAFTEN

Arbeitsdruck bei 20°C (73°F) Wassertemperatur:
- D75 - D140 (2½" - 5"): PN 10
- D160 - D225 (6" - 8"): PN 6

PRESSURE LOSS DIAGRAM

压力损失表

DIAGRAMMA DELLE PERDITE DI CARICO

DRUCKVERLUST-DIAGRAMM

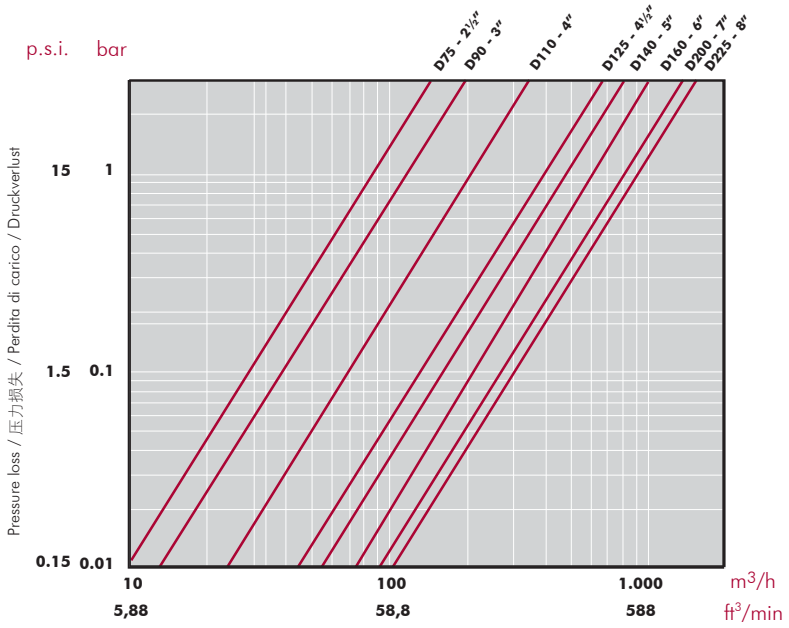

PRESSURE / TEMPERATURE GRAPH

压力/温度表

DIAGRAMMA PRESSIONE / TEMPERATURA

DRUCK-TEMPERATUR-DIAGRAMM

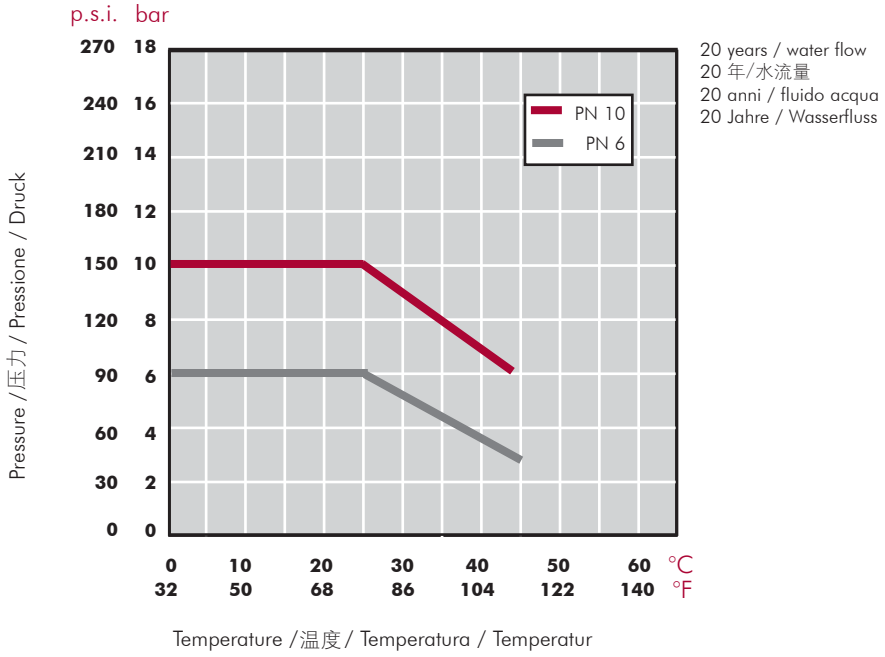

20 years / water flow
20 年/水流量
20 anni / fluido acqua
20 Jahre / Wasserfluss

UP. **65**

- Swing check valve
- PVC-U body
- O-Rings in EPDM (FPM upon request)

- 片式止回阀
- PVC-U阀体
- EPDM O形圈

- Valvola a clapet
- Corpo in PVC-U
- O-ring in EPDM (FPM su richiesta)

- Rückschlagklappe
- PVC-U Gehäuse
- O-Ringe EPDM (FPM auf Anfrage)

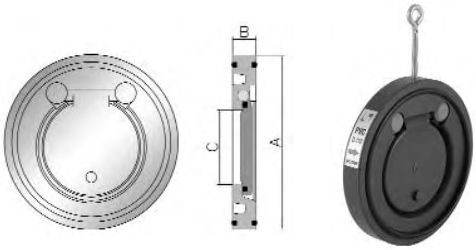

D	CODE	REF.	DN	PN	A	B	C
75	08984	05 65 075	65	10	129	20	40
90	08985	05 65 090	80	10	144	20	52
110	08986	05 65 110	100	10	164	23	70
125	09040	05 65 125	110	10	170	25	83
140	08987	05 65 140	125	10	195	24	92
160	08988	05 65 160	150	6	220	26	112
200	09041	05 65 200	175	6	247	28	139
225	08989	05 65 225	200	6	275	34	150

UP. **65**. VKIT

- Swing check valve with mounting kit
- PVC-U body
- O-Rings in EPDM (FPM upon request)

- 带全套安装片式止回阀
- PVC-U阀体
- EPDM O形圈

- Valvola a clapet con kit accessori
- Corpo in PVC-U
- O-ring in EPDM (FPM su richiesta)

- Rückschlagklappe Montagesatz
- PVC-U Gehäuse
- O-Ringe EPDM (FPM auf Anfrage)

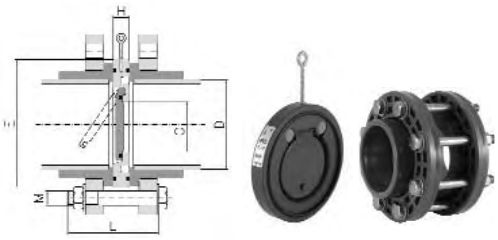

D	CODE	REF.	DN	PN	C	H	E
75	23312	05 65 075 RA	65	10	40	20	129
90	23313	05 65 090 RA	80	10	52	20	144
110	23314	05 65 110 RA	100	10	70	23	164
125	23315	05 65 125 RA	110	10	83	25	170
140	23316	05 65 140 RA	125	10	92	24	195
160	23317	05 65 160 RA	150	6	112	26	220
200	23318	05 65 200 RA	175	6	139	28	247
225	23319	05 65 225 RA	200	6	150	34	275

Novedades 新工业蝶阀 2005

Nueva Válvula de Mariposa Industrial D315 - DN300 - 12”
新工业蝶阀D315 - DN300 - 12”

Prestaciones
- Material termoplástico. Diseñada para las más severas condiciones y para evitar problemas de corrosión.
- Resistente al impacto y a la radiación UV. Permite el uso de la válvula en las condiciones más adversas.
- Ligera. Reduce el esfuerzo necesario para su manipulación, facilitando la instalación y el mantenimiento.

Cuerpo
- Cuerpo en PP-GR. Ofrece una elevada resistencia mecánica y ambiental.
- Cuerpo de una sola pieza. Asegura una larga vida sin problemas de filtraciones.

Compuerta
- Nuevo diseño de compuerta. Asegura una mínima pérdida de carga, ausencia de turbulencias y un bajo par de maniobra.
- Disponible en PVC-U (PVC-C, PP-H, PVDF o ABS disponibles bajo pedido).
- Alta resistencia al desgaste.

Junta
- Junta integral. Diseño anti-fricción que reduce el par. Material: EPDM o Viton.

Eje
- Eje en acero inoxidable para asegurar la máxima resistencia (no entra en contacto con el fluido).

Operación
- Disponible con reductor manual, actuación eléctrica o actuación neumática.

特点
- 热塑料材质．耐用，耐腐蚀
- 耐碰撞、强稳定性.支持多种高求应用装置
- 轻便．易安装，低扭力．

阀体
- PP-GR阀体．极好的机械性能．
- 一体化阀体．确保耐用，无滤(出)液问题．

阀板
- 新型阀板设计,保证低扭矩及低压力损失。
- 可选PVC-U (PVC-C, PP-H, PVDF及ABS
- 高耐磨损性．

密封
- 整体密封．特殊的减摩圈,满足低扭矩．原材料可选：EPDM or Viton．

轴杆
- 高性能不锈钢轴杆(无流体接触碰撞)

操作
- 可选齿轮箱,电动或气动装置．

D315
DN300
12”

	部件	PARTS
1	阀体	Body
2	蝶阀阀板	Valvedisc
3	密封圈	Sealinggasket
4	轴杆	Stem
5	O型圈	O-ringseal
6	齿轮箱	Gearbox

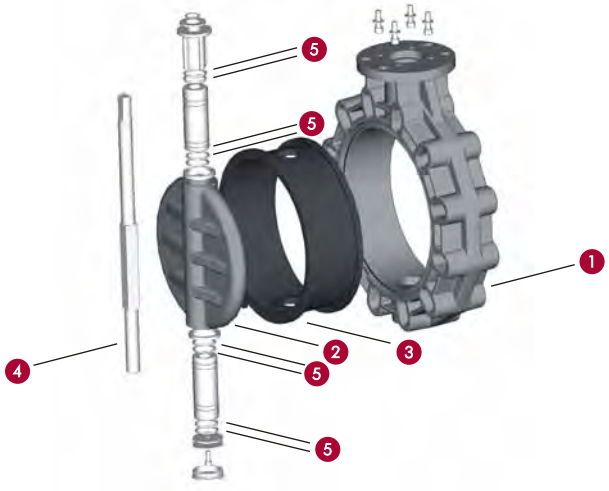

DIMENSIONES
尺寸

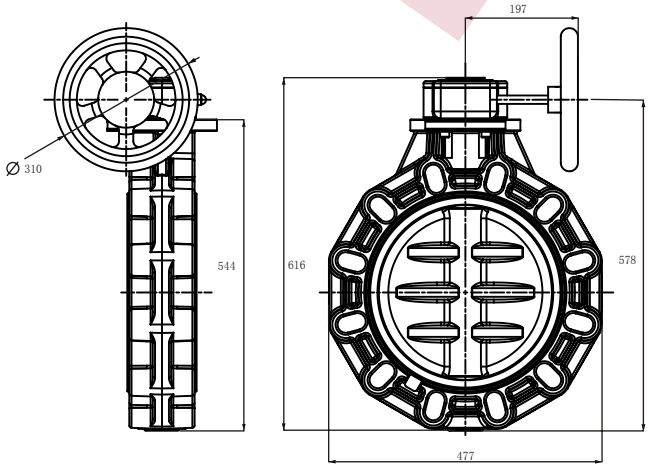

Butterfly valves
蝶阀
Valvole a farfalla
Absperrklappen

FEATURES

- Ideally suited for flow control using minimal piping space.
- 100% factory tested.
- Minimal pressure drop.
- Low maintenance.
- Resistance to many inorganic chemicals.
- Excellent flow characteristics.
- Good mechanical strength.
- PVC-U body.
- Sizes from 63 mm to 250 mm (2" - 10").
- Available standards: ISO/DIN, ANSI/ASTM, British Standard, JIS.
- Rubber seal available in EPDM or Viton®.
- Electric and pneumatic actuators available.

特点

- 利用最小的管道空间来实现理想的水流控制
- 100%工厂测试
- 压力最小时也能保持密封
- 保养简单
- 抗多种无机化学药物
- 高流速
- 好的机械强度
- PVC-U阀体
- 尺寸范围63 - 250 mm (2" -10").
- 参考标准：ISO/DIN,ANSI/ASTM（美国材料实验协会）.BS（英国标准）. JIS（日本工业标准）
- 可选EPDM或Viton®橡皮密封
- 可选电动和气动装置

CARATTERISTICHE

- Indicata per il controllo dei fluidi e di ingombri ridotti.
- Testate al 100% in fabbrica.
- Minime perdite di carico.
- Resistente a molti composti chimici inorganici.
- Eccellenti cartteristiche di conduzione.
- Buona resistenza meccanica.
- Corpo in PVC-U.
- Dimensini da 63 mm a 250 mm (2" - 10").
- Standards disponibili: ISO/DIN, ANSI/ASTM, British Standard, JIS.
- Guarnizione corpo disponibile in EPDM o Viton®.
- Disponibili con attuatori elettrici o pneumatici.

KENNDATEN

- Ideal für minimalen Einbauplatz.
- 100% fabrikgetestet.
- Minimaler Druckverlust.
- Winderstandsfähig gegen die meisten anorganischen Meiden.
- Exzellentes Strömungsverhalten.
- Gute mechanische Festigkeit.
- PVC-U Gehäuse.
- Dimensionen von 63 mm bis 250 mm (2" - 10").
- In verschiedenen Standards erhältlich: ISO/DIN, ANSI/ASTM, British Standard, JIS.
- Dichtungen in EPDM oder Viton®.
- Mittels elektrischen und pneu-matischen Stellantrieben automatisierbar.

COMPONENTS

Available as spare parts.

组件

零件配置图

COMPONENTI

Disponibili come ricambi.

EINZELTEILE UND KOMPONENTEN

Als Ersatzteile erhältlich.

图表	Parts	部件	Parti	Teil	Material
1	Body	阀体	Corpo	Gehäuse	PVC-U
2	Valve disc	蝶阀阀芯	Lente	Klappenteller	PVC-U
3	Rubber seal	橡皮密封	Guarnizione corpo	Klappendichtring	EPDM / FPM
4	Shaft	轴杆	Perno	Achse	AISI 316 Stainless Steel or Zinc plated steel
5	O-Ring seal	形圈	O-ring perno	Achsendichtring	EPDM / FPM
6	Top Bearing	塞盖	Boccola	Lagerbuchse	PE
7	Throttle plate	刻度盘	Gruppo divisore	Rasterplatte	Aluminium
8	Lever-lock	手柄锁	Leva di blocco	Stellhebel	Aluminium
9	Handle	手柄	Maniglia	Handhebel	Aluminium

TECHNICAL CHARACTERISTICS

技术特点

CARATTERISTICHE TECNICHE

ABMESSUNGEN / BAUMASSE

D63 - D225

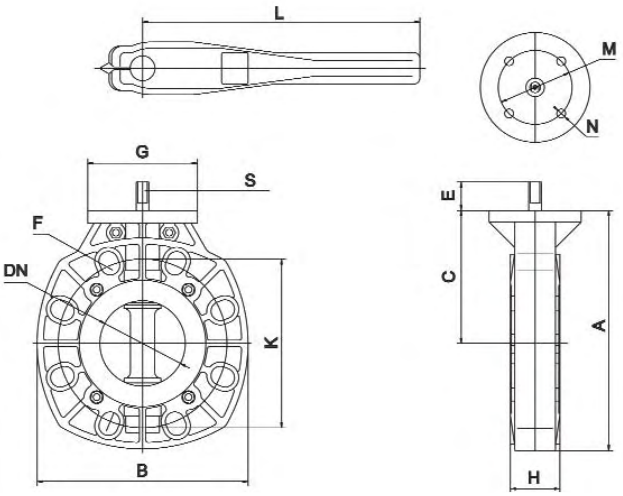

D250

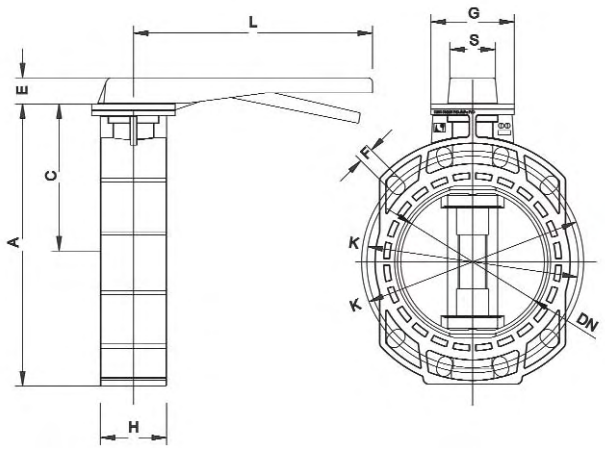

D		A		B		C		E		F		G		H		K		L		M		N		S		⧄		T	
mm	"	mm	"	mm	"	mm	"	mm	"	mm	"	mm	"	mm	"	mm	"	mm	"	mm	"	mm	"	mm	"	mm	"	mm	"
63-75	2-2½	192	7.56	165	6.50	110	4.33	27	1.06	18x4	0.71 x 0,16	104	4,09	48	1,89	125/145	4,92/5,71	228	8,98	70	2,76	9	0,35	10	0,39			7	0,27
90	3	227	8,94	200	7.87	126	4,96	27	1.06	18x8	0.71 x0,31	104	4,09	53	2,09	160/169	6,30/6,65	263	10,35	70	2,76	9	0,35	12	0,47			8	0,31
110	4	271	10.67	229	9.02	156	6.14	30	1.18	18x8	0.71 x0,31	104	4,09	60	2,36	180/190	7,09/7,48	263	10,35	70	2,76	9	0,35	16	0,63			8	0,31
125-140	5	297	11,69	250	9,84	172	6,77	30	1.18	18x8	0.71 x0,31	104	4,09	66	2,60	190/210	7,48/8,27	350	13,78	70	2,76	9	0,35	20	0,79			14	0,55
160	6	327	12.87	285	11,22	185	7,28	30	1.18	22x8	0.87 x0,31	104	4,09	72	2,83	240	9,25	350	13,78	70	2,76	9	0,35	20	0,79			14	0,55
200-225	8	400	15,75	340	13,39	230	9,06	30	1.18	22x8	0.87 x0,31	136	5,35	73	2,87	270/295	10,63/11,61	390	15,35	102	4,02	11	0,43	26	1,08			18	0,71
250	10	450	17,72	319	12,56	250	9,84	37	1,46	24x12	0,94x0,47	136	5,35	108	4,25	345/362	13,58/14,25	390	15,35	102	4,02	11	0,43			22	0,87		

TECHNICAL CHARACTERISTICS

Working pressure at 20°C (73°F) water temperature:
- D75 - D140 (2½" - 5"): PN 10
- D160 - D250 (6" - 10"): PN 6

技术特点

工作压力20°C (73°F)水温：

- D75 - D140 (2½" - 5"): PN 10
- D160 - D250 (6" - 10"): PN 6

CARATTERISTICHE TECNICHE

Pressione di servizio a 20°C (73°F) temperatura dell'acqua:
- D75 - D140 (2½" - 5"): PN 10
- D160 - D250 (6" - 10"): PN 6

TECHNISCHE EIGENSCHAFTEN

Arbeitsdruck bei 20°C (73ºF) Wassertemperatur:
- D75 - D140 (2½" - 5"): PN 10
- D160 - D250 (6" - 10"): PN 6

PRESSURE / TEMPERATURE GRAPH

压力/温度表

DIAGRAMMA PRESSIONE / TEMPERATURA

DRUCK-TEMPERATUR-DIAGRAMM

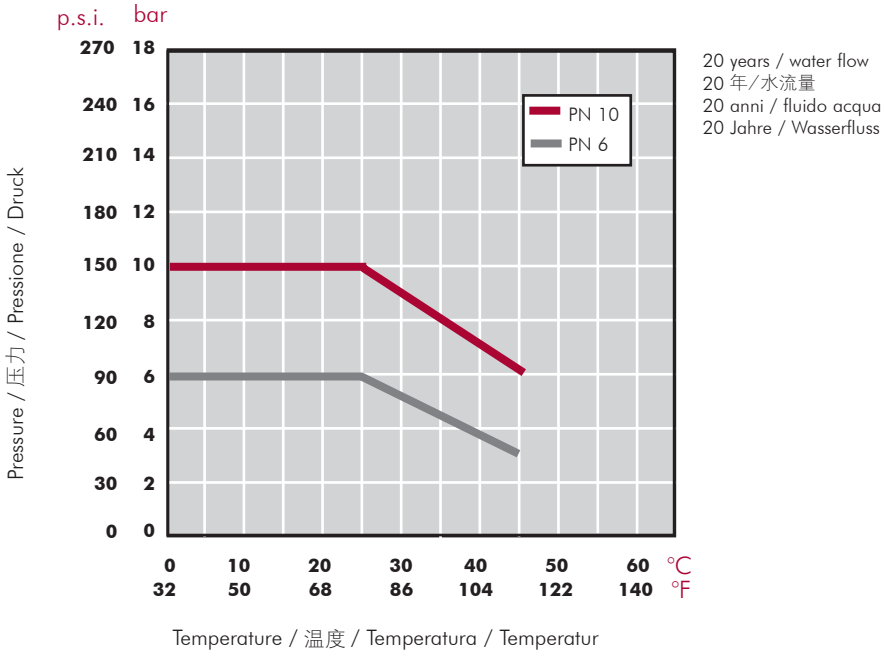

20 years / water flow
20 年/水流量
20 anni / fluido acqua
20 Jahre / Wasserfluss

PRESSURE LOSS DIAGRAM

压力损失表

DIAGRAMMA DELLE PERDITE DI CARICO

DRUCKVERLUST-DIAGRAMM

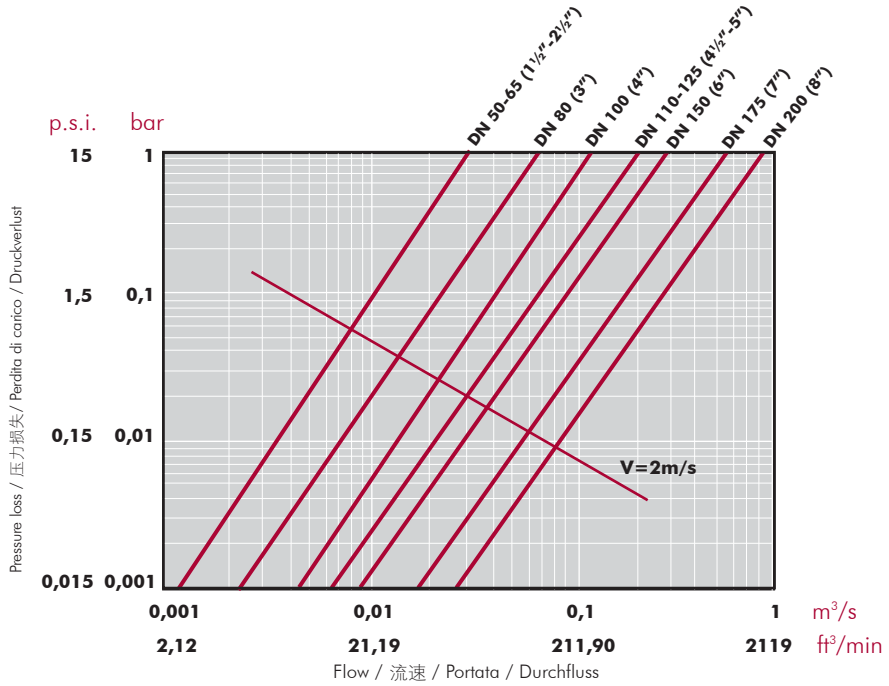

RELATIVE FLOW CHART

相对流速表

DIAGRAMMA DI FLUSSO RELATIVO

RELATIVER FLUß-DIAGRAMM

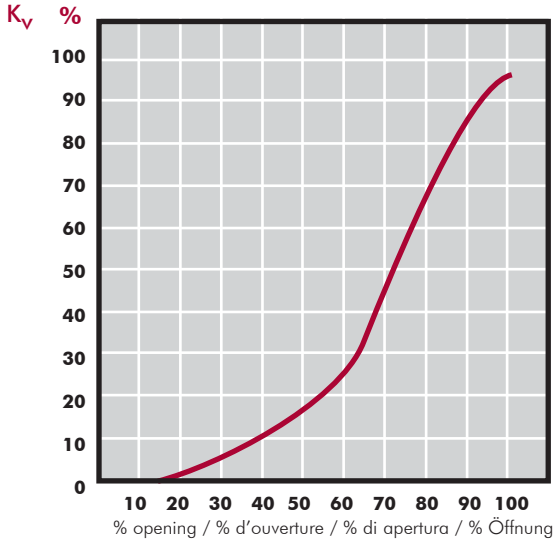

D		Kv_{100}	Cv
63 - 75	2" - 2½"	1800	165
90	3"	4020	185
110	4"	8280	220
125 - 140	5"	11760	230
160	6"	16200	265
200 - 225	7" - 8"	33000	315
250	10"	52200	400

Cv= Kv100 / 14,28

K_{v100} (l/min , Δp = 1 bar)

Cv (GPM, Δp = 1 p.s.i.)

TORQUE GRAPH

Maximum torque at maximum working pressure.

扭力表

最大压强下的最大扭力

DIAGRAMMA DI COPPIA

Coppia di manovra alla pressione massima di servizio.

DREHMOMENT-DIAGRAMM

Arbeitsdrehmoment bei maximalen Betriebsdruck.

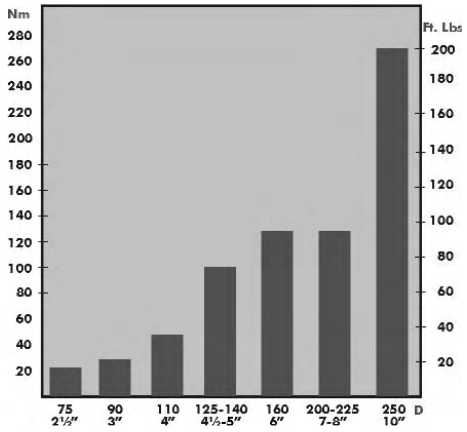

INSTALLATION

Instructions to remove the valve handle

• Remove the round plug (1) from the handle and relax the screw (2) using an Allen Key.
• Press the handle (3) upwards until the both sets of cog teeth are clear of each other (4).
• Remove the handle from the shaft. Due to the adjustment between handle and shaft, it will be necessary to give a couple of smooth blows to the handle (if possible with a nylon mace) with the purpose of not damaging the painting of this one.

Operating instructions

To operate the valve, free the handle (5) by pressing the lever (3) towards the handle, releasing the lever of the divider teeth and while turning the handle.

INSTALLATION

拆除阀门手柄说明

将圆塞子（1）从手柄上拆下，用艾伦内六角扳手松开螺丝（2）
将手柄（3）向上按，直到两对齿轮的齿相互松开（4）
将手柄送轴杆上移开。需要轻轻敲打手柄（可能的话使用尼龙仗），调整手柄和轴杆之间距离，以避免损坏手柄上的油漆。

操作说明

操作阀门十，向手柄方向挤压杠杆（3）以松开手柄（5），松开杠杆，旋转手柄。

INSTALLAZIONE

Istruzioni per la rimozione della maniglia della valvola

• Estrarre il distintivo rotondo (1) dalla maniglia e svitarre la vite (2) con una chiave "Allen".
• Premere la leva di sblocco (3) al massimo verso l'alto in modo che i suoi denti liberino totalmente la parte dentellata del divisore.
• Togliere la maniglia dall'asse (5). A causa della connessione tra asse e maniglia, sarà necessario percuotere delicatamente la maniglia, possibilmente con una mazzetta in nylon, al fine di non danneggiarne la vernice.

Istruzioni di utilizzo

Per muovere la valvola, si procederà nello sblocco della maniglia (5) premendo la leva (3) verso l'alto, liberando i denti della stessa dal divisore (4) e girando la maniglia nel verso desiderato.

INSTALLATION

Anleitung zur Demontage des Handhebels

• Die obere runde Kappe des Handhebels (1) entfernen und die Schraube (2) mittels Inbus-Schlüssel lösen.
• Den Handhebel (3) nun kräftig soweit nach oben ziehen, bis der Stellhebel nicht mehr in Kontakt mit den Zähnen der Rasterplatte (4) ist.
• Nun den Handhebel von der Achse (5) abziehen. Aufgrund des Press-Sitzes zwischen Achse und Handhebel ist es notwendig, beide durch leichte Schläge zu lösen; am besten mittels Nylonhammer damit die Lackierung nicht beschädigt wird.

Bedienungsanleitung

Um die Absperrklappe zu betätigen, wird durch Druck auf den Stellhebel (3) nach oben der Handhebel (5) entrigelt, da dadurch gleichzeitig die Zähne aus der Rasterplatte gehoben werden. Der Handhebel kann nun in die gewünschte Stellung gedreht werden.

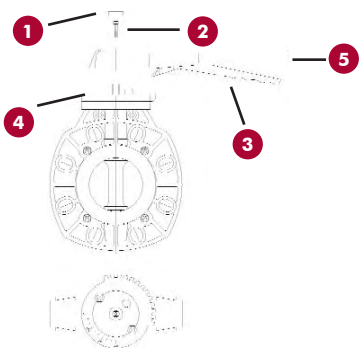

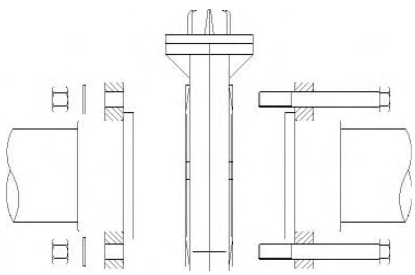

Fig. 2

Coupling

Using flanges of the DIN ruling ISO (see fig. 2). Flat joints are not necessary for coupling the sleeves as these are incorporated in the valve itself.

连接

使用符合ISO的DIN法兰（见图2）阀体本身已带垫圈，无需使用垫圈联接套筒。

Accoppiamento

Mediante flange Norme DIN e Normae ISO (schema fig. 2). Nell'accoppiamento non sono necessarie guarnizioni tra i manicotti, poichè sono già incorporate nella valvola.

Einbau und Anschluss

Dieser kahn mit Losflanschen gemäß DIN und ISO (siehe fig.2) erfolgen. Dazu sind keine zusätzlichen Flachdichtungen für die Bundbuchsen notwending, da die Absperrklappe die Dichtungsringe mit in der Klappendichtung integriert hat.

Operations for replacing the rubber seal

If the rubber seal has to be replaced proceed as follows:
• Take out the handle, the dividing plate and screws.
• Half open the valve and take out the shaft with the rubber seal.
• Proceed to strip the rubber seal, see figure A, and position the new rubber seal in the same way.
• Place the shaft+rubber seal unit in half the body of the valve, see figure B, and then join the two parts, see fig. C, fixing them with the apropiate screws.

更换橡皮圈操作

如果需要更换橡皮圈，如下操作：
取出手柄、分割盘及螺丝
半开阀门，取出橡皮圈的轴杆
剥去橡皮圈，见图A，将新橡皮圈装上。将带有橡皮圈的轴杆放入半个阀体中，见图B，然后将两部分合上，见图C，用合适的螺丝固定。

Operazioni per la sostituzione della guarnizione

Nel caso sia necessaria la sostituzione della guarnizione del corpo, si proceda nel seguente modo:
• Estarre la maniglia, il divisore e le viti.
• Aprire la valvola per la metà ed estarre il perno con la guarnizione.
• Procedere nello smontaggio secondo la figura A e collocare la nuova guarnizione nello stesso modo della precedente.
• Collocare il gruppo perno-guarnizione nel corpo della valvola come in figura B e di seguito unire le due metà come in figura C, fissandole con le viti corrispondenti.

Anleitung zum Wechsel der Klappendichtung

Sollte die Klappendichtung auszuwechseln sein, wird dabei wie folgt vorgegangen.
• Den Handhebel, Rasterplatte und dazugehörige Schrauben entfernen.
• Die Absperrklappe in deren Mitte zweiteilen und die Achse ebenfalls.
• Nun die Klappendichtung gemäß Fig.A demontieren, die neue in gleicher Weise montieren
• Die Baugruppe Achse, Achsendichtung und Klappenteller, wie in Fig.B gezeigt, in der einen Gehäusehälfte mittels Schrauben befestigen (siehe Fig.C).

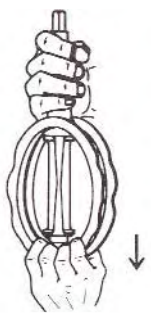

Fig. A

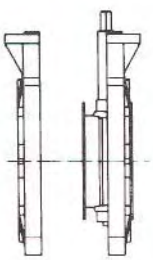

Fig. B

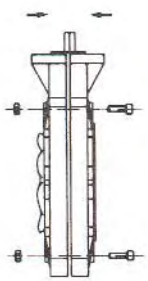

Fig. C

UP. **80**. Z3

- Butterfly valve
- PVC-U body
- Blue dot
- Joints in EPDM
- Zinc plated steel shaft

- 蝶阀
- PVC-U阀体
- 蓝点（标示）
- EPDM垫片
- 镀锌轴杆

- Valvola a farfalla
- Corpo in PVC-U
- Distintivo azzurro
- Guarnizione EPDM
- Perno in acciaio zincato

- Absperrklappe
- PVC-U Gehäuse
- Blauer Farbpunkt
- O-Ringe EPDM
- Achse Stahl verzinkt

D	CODE	REF.	PN
63 - 75	02581	05 80 075	10
90	02582	05 80 090	10
110	02583	05 80 110	10
125 -140	02585	05 80 140	10
160	02586	05 80 160	6
200 - 225	02587	05 80 200	6
250	15846	05 80 250	6

UP. **80**. Z4

- Butterfly valve
- PVC-U body
- Green dot
- Joints in FPM (Viton®)
- Zinc plated steel shaft

- 蝶阀
- PVC-U阀体
- 绿点（标示）
- FPM (Viton®)垫片
- 镀锌轴杆

- Valvola a farfalla
- Corpo in PVC-U
- Distintivo verde
- Guarnizione FPM (Viton®)
- Perno in acciaio zincato

- Absperrklappe
- PVC-U Gehäuse
- Grüner Farbpunkt
- O-Ringe FPM (Viton®)
- Achse Stahl verzinkt

D	CODE	REF.	PN
63 - 75	02590	05 80 075 VI	10
90	02591	05 80 090 VI	10
110	02592	05 80 110 VI	10
125 -140	02594	05 80 140 VI	10
160	02595	05 80 160 VI	6
200 - 225	02596	05 80 200 VI	6
250	16068	05 80 250 VI	6

UP. **80**. I3

- Butterfly valve
- PVC-U body
- Blue dot
- Joints in EPDM
- Stainless steel shaft (AISI 316)

- 蝶阀
- PVC-U阀体
- 蓝点（标示）
- EPDM垫片
- 不锈钢轴杆(AISI 316)

- Valvola a frafalla
- Corpo in PVC-U
- Distintivo azzurro
- Guarnizione EPDM
- Perno in acciaio inox (AISI 316)

- Absperrklappen
- PVC-U Gehäuse
- Blauer Farbpunkt
- O-Ringe EPDM
- Achse Edelstahl V4A (AISI 316)

D	CODE	REF.	PN
63 - 75	16707	05 80 075 IN	10
90	16708	05 80 090 IN	10
110	16709	05 80 110 IN	10
125 -140	16710	05 80 140 IN	10
160	16711	05 80 160 IN	6
200 - 225	16712	05 80 200 IN	6
250	22425	05 80 250 IN	6

UP. **80**. I4

- Butterfly valve
- PVC-U body
- Green dot
- Joints in FPM (Viton®)
- Stainless steel shaft (AISI 316)

- 蝶阀
- PVC-U阀体
- 绿点（标示）
- FPM (Viton®)垫片
- 不锈钢轴杆(AISI 316)

- Valvola a farfalla
- Corpo in PVC-U
- Distintivo verde
- Guarnizione FPM (Viton®)
- Perno in acciaio inox (AISI 316)

- Absperrkleppen
- PVC-U Gehäuse
- Grüner Farbpunkt
- O-Ringe FPM (Viton®)
- Achse Edelstahl V4A (AISI 316)

D	CODE	REF.	PN
63 - 75	16713	05 80 075 IV	10
90	16714	05 80 090 IV	10
110	16715	05 80 110 IV	10
125 -140	16716	05 80 140 IV	10
160	16717	05 80 160 IV	6
200 - 225	16718	05 80 200 IV	6
250	22426	05 80 250 IV	6

Composition of butterfly valve set
Butterfly valve (EPDM or Viton®) + Kit (movable flange or fixed flange)

全套蝶阀的组成
蝶阀（EPDM或Viton®）＋组件（移动法兰或固定法兰）

Composizione del set per valvola a farfalla
Valvola a farfalla (EPDM o Viton®) + Kit accesori (flangia libera o flangia fissa)

Zusammensetzung des Absperrklappen-Satzes
Absperrklappen (EPDM oder Viton®) + Zubehörsatz (Los oder Festflansch)

	80				81		82	
	EPDM		VITON®					
D	REF.	CODE	REF.	CODE	REF.	CODE	REF.	CODE
63	05 80 075	**02581**	05 80 075 VI	**02590**	05 81 063 RA	**09119**	-	**-**
75	05 80 075	**02581**	05 80 075 VI	**02590**	05 81 075 RA	**09120**	05 82 075 RA	**09128**
90	05 80 090	**02582**	05 80 090 VI	**02591**	05 81 090 RA	**09121**	05 82 090 RA	**09129**
110	05 80 110	**02583**	05 80 110 VI	**02592**	05 81 110 RA	**09122**	05 82 110 RA	**09130**
125	05 80 140	**02585**	05 80 140 VI	**02594**	05 81 125 RA	**09123**	05 82 125 RA	**09131**
140	05 80 140	**02585**	05 80 140 VI	**02594**	05 81 140 RA	**09124**	05 82 140 RA	**09132**
160	05 80 160	**02586**	05 80 160 VI	**02595**	05 81 160 RA	**09125**	05 82 160 RA	**09133**
200	05 80 200	**02587**	05 80 200 VI	**02596**	05 81 200 RA	**09126**	05 82 200 RA	**09134**
225	05 80 200	**02587**	05 80 200 VI	**02596**	05 81 225 RA	**09127**	05 82 225 RA	**09135**
250	05 80 250	**15846**	05 80 250 VI	**16068**	05 81 250 RA	**16060**	-	**-**

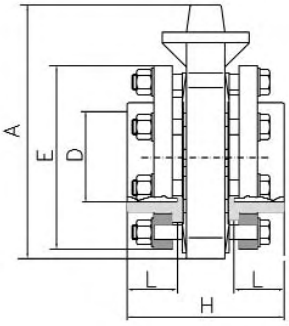

D	DN		A	E	L	H
63	50	2″	245	165	38	130
75	65	2½″	255	185	44	142
90	80	3″	275	200	51	165
110	100	4″	320	220	61	192
125	110	4½″	340	230	69	214
140	125	5″	350	259	76	228
160	150	6″	383	265	86	260
200	175	7″	448	315	106	297
225	200	8″	460	340	119	323
250	225	10″	495	400	143	394

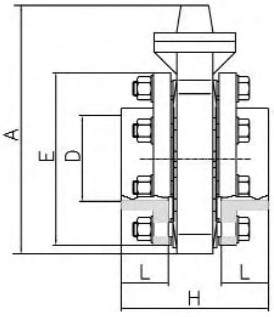

D	DN		A	E	L	H
75	65	2½″	255	185	44	142
90	80	3″	275	200	51	165
110	100	4″	320	220	61	192
125	110	4½″	340	230	69	214
140	125	5″	350	250	76	228
160	150	6″	383	265	86	260
200	175	7″	448	315	106	297
225	200	8″	460	340	119	323

UP. **81**. RA

- Butterfly valve kit
- Flange adaptor + backing ring

- 法兰组件
- 法兰连接+后环

- Kit accesori per valvola a farfalla
- Collare + flangia libera

- Flanschsatz
- Bundbuchse und Losflansch

D	CODE	DN	REF.	PN
63	09119	50	05 81 063 RA	10
75	09120	65	05 81 075 RA	10
90	09121	80	05 81 090 RA	10
110	09122	100	05 81 110 RA	10
125	09123	110	05 81 125 RA	10
140	09124	125	05 81 140 RA	10
160	09125	150	05 81 160 RA	6
200	09126	175	05 81 200 RA	6
225	09127	200	05 81 225 RA	6
250	16060	225	05 81 250 RA	6

UP. **82**. RA

- Butterfly valve kit
- Fixed flange

- 法兰组件
- 固定法兰

- Kit accesori per valvola a farfalla
- Flangia fissa

- Flanschsatz
- Festflansche

D	CODE	DN	REF.	PN
75	09128	65	05 82 075 RA	10
90	09129	80	05 82 090 RA	10
110	09130	100	05 82 110 RA	10
125	09131	110	05 82 125 RA	10
140	09132	125	05 82 140 RA	10
160	09133	150	05 82 160 RA	6
200	09134	175	05 82 200 RA	6
225	09135	200	05 82 225 RA	6

Butterfly valve with hand wheel gear box
带手轮齿轮箱蝶阀
Valvola a farfalla con riduttore manuale
Absperrklappe mit Handgetriebe

FEATURES

- Ideally suited for flow control using minimal piping space.
- External Open/Close adjustment controls.
- Minimal pressure drop.
- Low maintenance.
- Resistance to many inorganic chemicals.
- Excellent flow characteristics.
- Superior mechanical strength.
- PVC-U body & disc.
- Sizes from 63 mm to 315 mm (2" - 12").
- Available standards: ISO/DIN, ANSI/ASTM, British Standard, JIS.
- EPDM/Viton® self-sealing gaskets.
- Silicone-free construction.
- Low torque design.
- Working pressure at 20°C (73°F) water temperature:
  - D75 - D140 (2½" - 5"): PN 10
  - D160 - D315 (6" - 12"): PN 6

特点

- 利用最小的管道空间实现理想的水流控制
- 手轮控制调节开关
- 压力最小时也能保持密封
- 保养简单
- 抗多种无机化学药物
- 超强机械性能
- 高流速
- PVC-U阀体及阀芯
- 尺寸范围63 mm - 315 mm (2" - 12").
- 参考标准ISO/DIN,ANSI/ASTM（美国材料实验协会）.BS（英国标准）.JIS（日本工业标准）
- 可选EPDM/Viton®密封
- 无硅构成
- 低扭矩设计
- 工作压力：20°C (73°F)水温：
  - D75 - D140 (2½" - 5"): PN 10
  - D160 - D315 (6" - 12"): PN 6

CARATTERISTICHE

- Indicata per il controllo del fluidi con ridotti spazi di manovra.
- Comandi esterni di registrazione di apertura/chisura.
- Minime perdite di carico.
- Resistente a molti composti chimici inorganici.
- Eccellenti caratteritiche di conduzione.
- Buona resistenza meccanica.
- Corpo e lente in PVC-U.
- Dimensioni da 63 mm a 315 mm (2" - 12").
- Standards disponibili: ISO/DIN, ANSI/ASTM, British Standard, JIS.
- Guarnizione corpo disponibile EPDM o Viton®.
- Costruzione esente da silicone.
- Coppia di torsione bassa.
- Pressione di servizio a 20°C (73°F) temperatura dell'acqua:
  - D75 - D140 (2½" - 5"): PN 10
  - D160 - D315 (6" - 12"): PN 6

KENNDATEN

- Ideal für minimalen Einbauplatz.
- Extern zu öffenende/schließende Justierkontrollen.
- Minimaler Druckverlust.
- Widerstandsfähig gegen die meisten anorganischen Medien.
- Exzellentes Strömungsverhalten.
- Gute mechanische Festigkeit.
- Gehäuse und Klappenteller in PVC-U.
- Dimensionen von 63 mm bis 315 mm (2" - 12").
- In verschiedenen Standards erhältlich: ISO/DIN, ANSI/ASTM, British Standard, JIS.
- Klappendichtring in EPDM oder Viton®.
- Silikonfreier Aufbau
- Niedrige Drehkraft.
- Arbeitsdruck bei 20°C (73°F) Wassertemperatur:
  - D75 - D140 (2½" - 5"): PN 10
  - D160 - D315 (6" - 12"): PN 6

COMPONENTS

Available as spare parts.

组件

零件配置图

COMPONENTI

Disponibili come ricambi.

TECHNISCHE EIGENSCHAFTEN

Als Ersatzteile erhältlich.

D63 - D225

D250

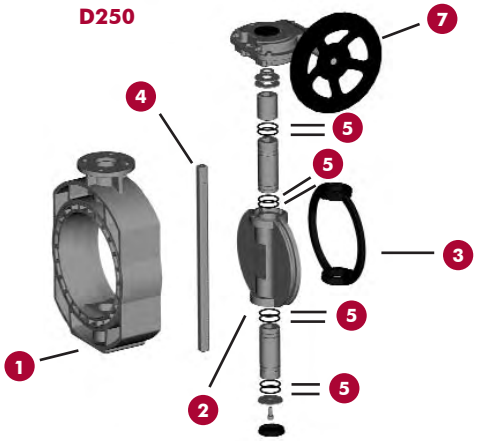

图表	Parts	部件	Parti	Teil	Material
1	Body	阀体	Corpo	Gehäuse	PVC-U
2	Valve disc	蝶阀阀芯	Lente	Klappenteller	PVC-U
3	Rubber seal	橡皮密封	Guarnizione corpo	Klappendichtring	EPDM / FPM
4	Shaft	轴杆	Perno	Achse	AISI 316 Stainless Steel or Zinc plated steel
5	O-Ring seal	O型圈	O-ring perno	Achsendichtring	EPDM / FPM
6	Top Bearing	塞盖	Boccola	Lagerbuchse	PE
7	Gear Box	手轮	Riduttore manuale	Handgetriebe	Aluminium

D		A		E		1						2			
						B		C		D		C1		D1	
mm	"	mm	"	mm	"	mm	"	mm	"	mm	"	mm	"	mm	"
63-75	2 ½"	192	7,56	160	6,30	50	1,97	315	12,40	279	10,98	265	10,43	229	9,02
90	3"	227	8,94	160	6,30	50	1,97	350	13,78	313	12,32	300	11,81	263	10,35
110	4"	271	10,67	160	6,30	50	1,97	394	15,51	357	14,06	344	13,54	307	12,09
125-140	5"	297	11,69	160	6,30	50	1,97	420	16,54	383	15,08	370	14,57	333	13,11
160	6"	327	12,87	160	6,30	50	1,97	420	16,54	413	16,26	400	15,75	363	14,29
200-225	8"	400	15,75	310	12,20	50	1,97	523	20,59	486	19,13	473	18,62	436	17,17
250	10"	450	17,72	310	12,20	-	-	-	-	-	-	490	19,29	520	20,47

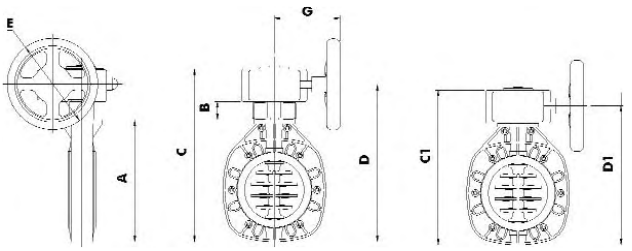

Option 1: with extension
选项1：可延伸
Opzione 1: con torretta
Variante 1: mit Drehkopf

Option 2: without extension
选项2：不可延伸
Opzione 2: senza torretta
Variante 2: ohne Drehkopf

UP. **80**. ZRT

- Butterfly valve with hand wheel gear box
- PVC-U body
- Option 1: with extension
- Joints in EPDM
- Zinc plated steel shaft

- 带手轮齿轮箱蝶阀
- PVC-U阀体
- 选项1：可延伸
- EPDM垫片
- 镀锌轴杆

- Valvola a farfalla con riduttore manuale
- Corpo in PVC-U
- Opzione 1: con torretta
- Guarnizione EPDM
- Perno in acciaio zincato

- Absperrklappe mit Handgertriebe
- PVC-U Gehäuse
- Variante 1: mit Drehkopf
- O-Ringe EPDM
- Achse Stahl verzinkt

D	CODE	REF.	PN
63 - 75	11292	05 80 075 RT	10
90	11293	05 80 090 RT	10
110	11294	05 80 110 RT	10
125 -140	11296	05 80 140 RT	10
160	11297	05 80 160 RT	6
200 - 225	11298	05 80 200 RT	6
250	16062	05 80 250 RT	6

UP. **80**. IRT

- Butterfly valve with hand wheel gear box
- PVC-U body
- Option 1: with extension
- Joints in FPM (Viton®)
- Stainless steel shaft (AISI 316)

- 带手轮齿轮箱蝶阀
- PVC-U阀体
- 选项1：可延伸
- EPDM垫片
- 不锈钢轴杆(AISI 316)

- Valvola a farfalla con riduttore manuale
- Corpo in PVC-U
- Opzione 1: con torretta
- Guarnizione FPM (Viton®)
- Perno in acciaio inox (AISI 316)

- Absperrklappen mit Handgetriebe
- PVC-U Gehäuse
- Variante 1: mit Drehkopf
- O-Ringe FPM (Viton®)
- Achse Edelstahl V4A (AISI 316)

D	CODE	REF.	PN
63 - 75	30563	-	10
90	30564	-	10
110	30565	-	10
125 -140	30566	-	10
160	30567	-	6
200 - 225	30568	-	6
250	30569	-	6

UP. **80**. ZRM

- Butterfly valve with hand wheel gear box
- PVC-U body
- Option 2: without extension
- Joints in EPDM
- Zinc plated steel shaft

- 带手轮齿轮箱蝶阀
- PVC-U阀体
- 选项2：不可延伸
- EPDM垫片
- 镀锌轴杆

- Valvola a farfalla con riduttore manuale
- Corpo in PVC-U
- Opzione 2: senza torretta
- Guarnizione EPDM
- Perno in acciaio zincato

- Absperrklappen mit Handgetriebe
- PVC-U Gehäuse
- Variante 2: ohne Drehkopf
- O-Ringe EPDM
- Achse Stahl verzinkt

D	CODE	REF.	PN
63 - 75	08976	05 80 075 RM	10
90	08977	05 80 090 RM	10
110	08978	05 80 110 RM	10
125 -140	08980	05 80 140 RM	10
160	08981	05 80 160 RM	6
200 - 225	08982	05 80 200 RM	6
250	16063	05 80 250 RM	6

UP. **80**. IRM

- Butterfly valve with hand wheel gear box
- PVC-U body
- Option 2: without extension
- Joints in FPM (Viton®)
- Stainless steel shaft (AISI 316)

- 带手轮齿轮箱蝶阀
- PVC-U阀体
- 选项2：不可延伸
- EPDM垫片
- 不锈钢轴杆(AISI 316)

- Valvola a farfalla con riduttore manuale
- Corpo in PVC-U
- Opzione 2: senza torretta
- Guarnizione FPM (Viton®)
- Perno in acciaio inox (AISI 316)

- Absperrklappen mit Handgetriebe
- PVC-U Gehäuse
- Variante 2: ohne Drehkopf
- O-Ringe FPM (Viton®)
- Achse Edelstahl V4A (AISI 316)

D	CODE	REF.	PN
63 - 75	16713GR	-	10
90	16714GR	-	10
110	16715GR	-	10
125 -140	16716GR	-	10
160	16717GR	-	6
200 - 225	16718GR	-	6
250	22412GR	-	6

Butterfly valves electric actuation
电动蝶阀
Valvole a farfalla con attuatore elettrico
Absperrklappen mit elektrischem Stellantrieb

FEATURES

- Sizes from D63 to D250 (2"-10").
- Electric actuators J+J and Valpes.
- Available voltages:
  J+J
  - 12-48 V AC-DC
  - 80-240 V AC-DC
  VALPES
  - 12-24 V AC-DC
  - 115 y 230 V AC
- Manual override and visual position indicator.
- Torque limiter.
- BSR Safety Block.
- DPS (Digital Positioner System). 4-20 mA ó 0-10 V.

特点

- 生产尺寸：
  D63 - D250 (2"-10").
- 适用电压：
- **J+J**
  - 12-48 V AC-DC
  - 80-240 V AC-DC
  VALPES
  - 12-24 V AC-DC
  - 115 y 230 V AC
- 带手动装置和可视位置指示仪
- 扭矩限制物
- BSR 安全模块
- DPS（数据定位系统）
  4-20 mA ó 0-10 V.

CARATTERISTICHE

- Dimensioni da D63 a D250 (2"-10").
- Attuatore elettrici J+J e Valpes.
- Voltaggi disponibili:
  J+J
  - 12-48 V AC-DC
  - 80-240 V AC-DC
  VALPES
  - 12-24 V AC-DC
  - 115 y 230 V AC
- Comando manuale di emergenza e indicatore visuale di posizione.
- Limitatore di coppia di torsione.
- Blocco di seccurezza BSR
- DPS (sistema di posizionatore digitale). 4-20 mA ó 0-10 V.

KENNDATEN

- Dimensionen von D63 bis D250 (2"-10").
- Elektrischer Stellantrieb J+J und Valpes.
- Netzspannungen:
  J+J
  - 12-48 V AC-DC
  - 80-240 V AC-DC
  VALPES
  - 12-24 V AC-DC
  - 115 und 230 V AC
- Hand-Notbetätigung und optischer Stellungsanzeiger als Grundausrüstung.
- Drehkraftbegrenzer.
- Notbatterie (Sicherheitsblock) BSR erhältlich.
- DPS (digitales Stellwerksystem). 4-20 mA oder 0-10 V.

COMPONENTS

组件

COMPONENTI

EINZELTEILE UND KOMPONENTEN

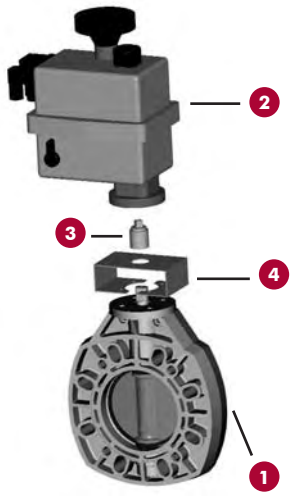

	Parts		Parti	Teil
1	Butterfly valve	蝶阀	Valvola a farfalla	Absperrklappe
2	Electric Actuator	电动装置	Attuatore elettrico	Elektrischer Stellantrieb
3	Actuator-valve coupling bush	动力阀连接套	Pezzo di connessione attuatore-valvola	Kupplungsstück
4	Mounting Clamp	安装夹子	Torretta di sostegno	Zwischenstück

Diameter 直径 Diametro Durchmesser		Dimension "E" 尺寸"E" Quota "E" Dim. "E"	
mm	"	mm	"
63-75	2½"	160	6,30
90	3"	76	6,93
110	4"	207	8,15
125-140	5"	222	8,74
160	6"	234	9,21
200-225	8"	295	11,61
250	10"	250	9,84

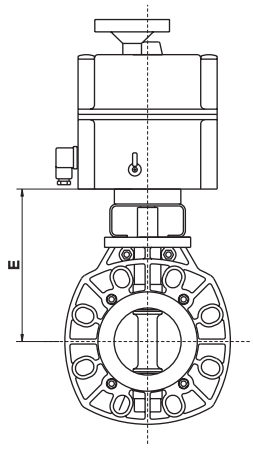

Dimension "E" to valve center
到球心的尺寸为"E"
Quota "E" dal centro della valvola
Dimension "E" bis Ventilachse

J+J®

VALPES VALVE CONTROL SYSTEM

Electric actuation 电动装置 Attuazione elettrica elektrisch betätigt		Electric actuation & BSR safety block 电动装置 带BSR安全模块 Attuazione elettrica con blocco di securezza elektrisch betätig bei sicherheitsblockierung		Electric actuation ER (D63-D140) + EP (D160-D250) 电动装置 ER (D63-D140) + EP (D160-D250) Attuazione elettrica ER (D63-D140) + EP (D160-D250) elektrisch betätigt ER (D63-D140) + EP (D160-D250)			Electric actuation EK (ON - OFF) 电动装置 EK (ON - OFF) Attuazione elettrica EK (ON - OFF) elektrisch betätigt EK (ON - OFF)		
12 - 48 V AC / DC	80 - 240 V AC / DC	12 - 48 V AC / DC	80 - 240 V AC / DC	230V AC	115V AC	12 - 24V AC / DC	230V AC	115V AC	24V AC / DC

Butterfly valves - PVC-U - zinc plated steel shaft
蝶阀- PVC-U -镀锌轴杆
Valvole a farfalla - PVC-U - perno in acciaio zincato
Absperrklappen - PVC-U - Schaft verzinkt

EPDM

D63 - D75	30151 **J2-L55**	02640 **J2-H55**	30158 **J2-L55**	05382 **J2-H55**	30165 **ER60**	30172 **ER60**	30179 **ER60**	30186 **EK60**	30191 **EK60**	30196 **EK60**
D90	J2-L20 **J2-L55**	02641 **J2-H55**	30159 **J2-L55**	05383 **J2-H55**	30166 **ER60**	30173 **ER60**	30180 **ER60**	30187 **EK60**	30192 **EK60**	30197 **EK60**
D110	30153 **J2-L55**	02642 **J2-H55**	30160 **J2-L55**	05384 **J2-H55**	30167 **ER60**	30174 **ER60**	30181 **ER60**	30188 **EK60**	30193 **EK60**	30198 **EK60**
D125 - D140	30154 **J2-L140**	02644 **J2-H140**	30161 **J2-L140**	05386 **J2-H140**	30168 **ER60**	30175 **ER60**	30182 **ER60**	30189 **EK60**	30194 **EK60**	30199 **EK60**
D160	30155 **J2-L140**	02645 **J2-H140**	30162 **J2-L140**	05387 **J2-H140**	30169 **EP150**	30176 **EP150**	30183 **EP150**	30190 **EK150**	30195 **EK150**	30200 **EK150**
D200 - D225	30156 **J2-L300**	02646 **J2-H300**	30163 **J2-L300**	05388 **J2-H300**	30170 **EP300**	30177 **EP300**	30184 **EP300**			
D250	30157 **J2-L300**	18771 **J2-H300**	30164 **J2-L300**	18772 **J2-H300**	30171 **EP300**	30178 **EP300**	30185 **EP300**			

Butterfly valves - PVC-U - stainless steel shaft
蝶阀- PVC-U -不锈钢轴杆
Valvole a farfalla - PVC-U - perno in acciaio inox.
Absperrklappen - PVC-U - Rostfreier Schaft

Viton®

D63 - D75	30329 **J2-L55**	30336 **J2-H55**	30343 **J2-L55**	30350 **J2-H55**	30357 **ER60**	30364 **ER60**	30371 **ER60**	30378 **EK60**	30383 **EK60**	30388 **EK60**
D90	30330 **J2-L55**	30337 **J2-H55**	30344 **J2-L55**	30351 **J2-H55**	30358 **ER60**	30365 **ER60**	30372 **ER60**	30379 **EK60**	30384 **EK60**	30389 **EK60**
D110	30331 **J2-L55**	30338 **J2-H55**	30345 **J2-L55**	30352 **J2-H55**	30359 **ER60**	30366 **ER60**	30373 **ER60**	30380 **EK60**	30385 **EK60**	30390 **EK60**
D125 - D140	30332 **J2-L140**	30339 **J2-H140**	30346 **J2-L140**	30353 **J2-H140**	30360 **ER60**	30367 **ER60**	30374 **ER60**	30381 **EK60**	30386 **EK60**	30391 **EK60**
D160	30333 **J2-L140**	30340 **J2-H140**	30347 **J2-L140**	30354 **J2-H140**	30361 **EP150**	30368 **EP150**	30375 **EP150**	30382 **EK150**	30387 **EK150**	30392 **EK150**
D200 - D225	30334 **J2-L300**	30341 **J2-H300**	30348 **J2-L300**	30355 **J2-H300**	30362 **EP300**	30369 **EP300**	30376 **EP300**			
D250	30335 **J2-L300**	30342 **J2-H300**	30349 **J2-L300**	30356 **J2-H300**	30363 **EP300**	30370 **EP300**	30377 **EP300**			

J+J®

J2-L20 / J2-H20

Electric actuator
电动装置
Attuatore elettrico
Elektrischer Stellantrieb

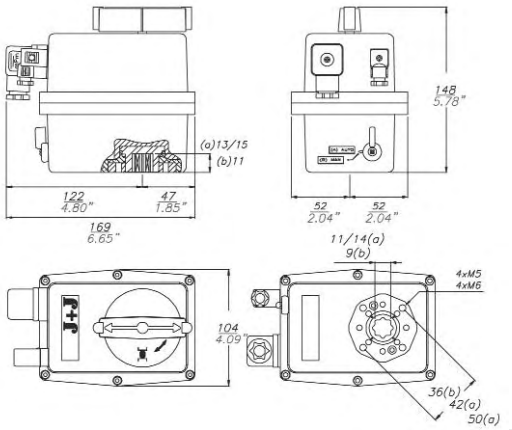

Specifications 描述 Specifiche Spezifikationen	J2-L20	J2-H20
Voltage (V) 电压(V) Tensione (V) Spanung (V)	From 12 to 48 VAC / VCD -0 / +5% Du12 au 48 VAC / VCD -0 / +5% Da 12 a 48 VAC / VCD -0 / +5% Von 12 bis 48 VAC / VCD -0 / +5%	From 80 to 240 VAC / VCD Du 80 au 240 VAC / VCD Da 80 a 240 VAC / VCD Von 80 bis 240 VAC / VCD
Operation time (s/90°) no load + / - 10% 旋转时间(s/90°)，误差为+ / - 10% Tempi di funzionamento a vuoto (s/90°)+/- 10% Betrieb Zeit in Leere (s/90°) + / - 10%	8 sec. 8 sec. 8 sec. 8 sek.	8 sec. 8 sec. 8 seg. 8 seg.
Maximum operational torque (Nm - lb/in) 最大工作扭矩(Nm - lb/in) Coppia massima di torsione operativa (Nm - lb/in) Maximale funktionsfähige Drehkraft (Nm - lb/in)	20 Nm 177 lb/in	20 Nm 177 lb/in
Maximum torque break (Nm - lb/in) 最大启动扭矩(Nm - lb/in) Coppia massima di torsione a rottura (Nm - lb/in) Maximale Drehkraftbruch (Nm - lb/in)	25 Nm 221 lb/in	25 Nm 221 lb/in
Duty rating (%) 工作时间ED Tempo sotto sforzo (%) Zeit unter Spannung (%)	75	75
IP Rating IEC 60529 IEC 60529 IP 等级 Protezione IEC 60529 Schutz IEC 60529	IP 65	IP 65
Working angle (°) 工作区间(°) Angolo di manovra (°) Stellzeit (°)	90° - 180° - 270°	90° - 180° - 270°
Temperature 温度 Temperatura Temperatur	-20° + 70° C -4° + 158° F	-20° + 70° C -4° + 158° F
Limit switch 限位开关 Interruttore di fine corsa Ende schalter	4 SPTD micro	4 SPTD micro
Heating resistor (W) 电阻消耗功率(W) Resistenza termica (W) Hitzebeständigkeit (W)	4	4
Consumption at maximum torque + / - 5% 最大扭矩消耗功率+ / - 5% Consumo a coppia massima + / - 5% Verbrauch an der maximalen Drehkraft + / - 5%	24 VAC 1900 mA - 45,6 W 24 VDC 900 mA - 21,6 W 48 VAC 900 mA - 43,2 W 48 VDC 400 mA - 19,2 W	110 V 180 mA - 19,8 W 230 V 85 mA - 20,9 W
Plugs 接口标准 Connessione Stecker	DIN 43650 ISO 4400 & C192	DIN 43650 ISO 4400 & C192
Weight (Kg) 重量(Kg) Peso (Kg) Gewicht (Kg)	1,5	1,5

J+J®

J2-L140 / J2-H140

Electric actuator
电动装置
Attuatore elettrico
Elektrischer Stellantrieb

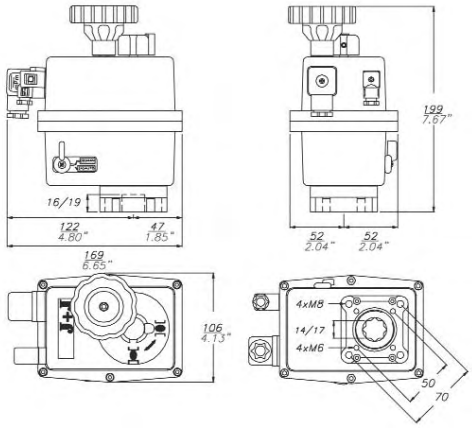

Specifications 描述 Specifiche Spezifikationen	J2-L140	J2-H140
Voltage (V) 电压(V) Tensione (V) Spanung (V)	From 12 to 48 VAC / VCD -0 / +5% Du12 au 48 VAC / VCD -0 / +5% Da 12 a 48 VAC / VCD -0 / +5% Von 12 bis 48 VAC / VCD -0 / +5%	From 80 to 240 VAC / VCD Du 80 au 240 VAC / VCD Da 80 a 240 VAC / VCD Von 80 bis 240 VAC / VCD
Operation time (s/90°) no load + / - 10% 旋转时间(s/90°)，误差为+ / - 10% Tempi di funzionamento a vuoto (s/90°) +/-10% Betrieb Zeit in Leere (s/90°) + / - 10%	33 sec. 33 sec. 33 sec. 33 sek.	33 sec. 33 sec. 33 seg. 33 seg.
Maximum operational torque (Nm - lb/in) 最大工作扭矩(Nm - lb/in) Coppia massima di torsione operativa (Nm - lb/in) Maximale funktionsfähige Drehkraft (Nm - lb/in)	140 Nm 1239 lb/in	140 Nm 1239 lb/in
Maximum torque break (Nm - lb/in) 最大启动扭矩(Nm - lb/in) Coppia massima di torsione a rottura (Nm - lb/in) Maximale Drehkraftbruch (Nm - lb/in)	170 Nm 1504 lb/in	170 Nm 1504 lb/in
Duty rating (%) 工作时间ED Tempo sotto sforzo (%) Zeit unter Spannung (%)	75	75
IP Rating IEC 60529 IEC 60529 IP 等级 Protezione IEC 60529 Schutz IEC 60529	IP 65	IP 65
Working angle (°) 工作区间(°) Angolo di manovra (°) Stellzeit (°)	90° - 180° - 270°	90° - 180° - 270°
Temperature 温度 Temperatura Temperatur	-20° + 70° C -4° + 158° F	-20° + 70° C -4° + 158° F
Limit switch 限位开关 Interruttore di fine corsa Ende schalter	4 SPTD micro	4 SPTD micro
Heating resistor (W) 电阻消耗功率(W) Resistenza termica (W) Hitzebeständigkeit (W)	4	4
Consumption at maximum torque + / - 5% 最大扭矩消耗功率+ / - 5% Consumo a coppia massima + / - 5% Verbrauch an der maximalen Drehkraft + / - 5%	24 VAC 3600 mA - 86,4 W 24 VDC 3000 mA - 7,2 W 48 VAC 1300 mA - 62,4 W 48 VDC 1000 mA - 48 W	110 V 700 mA - 77,0 W 230 V 230 mA - 50,6 W
Plugs 接口标准 Connessione Stecker	DIN 43650 ISO 4400 & C192	DIN 43650 ISO 4400 & C192
Weight (Kg) 重量(Kg) Peso (Kg) Gewicht (Kg)	5,2	5,2

J+J®

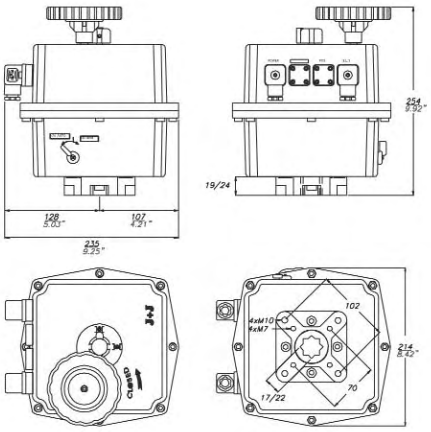

J2-L300 / J2-H300

Electric actuator
电动装置
Attuatore elettrico
Elektrischer Stellantrieb

Specifications 描述 Specifiche Spezifikationen	J2-L300	J2-H300
Voltage (V) 电压(V) Tensione (V) Spanung (V)	From 12 to 48 VAC / VCD -0 / +5% Du12 au 48 VAC / VCD -0 / +5% Da 12 a 48 VAC / VCD -0 / +5% Von 12 bis 48 VAC / VCD -0 / +5%	From 80 to 240 VAC / VCD Du 80 au 240 VAC / VCD Da 80 a 240 VAC / VCD Von 80 bis 240 VAC / VCD
Operation time (s/90°) no load + / - 10% 旋转时间(s/90°)，误差为+ / - 10% Tempi di funzionamento a vuoto (s/90°) +/-10% Betrieb Zeit in Leere (s/90°) + / - 10%	60 sec. 60 sec. 60 sec. 60 sek.	60 sec. 60 sec. 60 seg. 60 seg.
Maximum operational torque (Nm - lb/in) 最大工作扭矩(Nm - lb/in) Coppia massima di torsione operativa (Nm - lb/in) Maximale funktionsfähige Drehkraft (Nm - lb/in)	300 Nm 2655 lb/in	300 Nm 2655 lb/in
Maximum torque break (Nm - lb/in) 最大启动扭矩(Nm - lb/in) Coppia massima di torsione a rottura (Nm - lb/in) Maximale Drehkraftbruch (Nm - lb/in)	350 Nm 3097 lb/in	350 Nm 3097 lb/in
Duty rating (%) 工作时间ED Tempo sotto sforzo (%) Zeit unter Spannung (%)	75	75
IP Rating IEC 60529 IEC 60529 IP 等级 Protezione IEC 60529 Schutz IEC 60529	IP 65	IP 65
Working angle (°) 工作区间(°) Angolo di manovra (°) Stellzeit (°)	90° - 180° - 270°	90° - 180° - 270°
Temperature 温度 Temperatura Temperatur	-20° + 70° C -4° + 158° F	-20° + 70° C -4° + 158° F
Limit switch 限位开关 Interruttore di fine corsa Ende schalter	4 SPTD micro	4 SPTD micro
Heating resistor (W) 电阻消耗功率(W) Resistenza termica (W) Hitzebeständigkeit (W)	4	4
Consumption at maximum torque + / - 5% 最大扭矩消耗功率+ / - 5% Consumo a coppia massima + / - 5% Verbrauch an der maximalen Drehkraft + / - 5%	24 VAC 3600 mA - 86,4 W 24 VDC 3000 mA - 72,0 W 48 VAC 1300 mA - 62,4 W 48 VDC 1100 mA - 48,0 W	110 V 700 mA - 77,0 W 230 V 230 mA - 50,6 W
Plugs 接口标准 Connessione Stecker	DIN 43650 ISO 4400 & C192	DIN 43650 ISO 4400 & C192
Weight (Kg) 重量(Kg) Peso (Kg) Gewicht (Kg)	5,2	5,2

VALPES
VALVE CONTROL SYSTEM

ER60

Electric actuator
电动装置
Attuatore elettrico
Elektrischer Stellantrieb

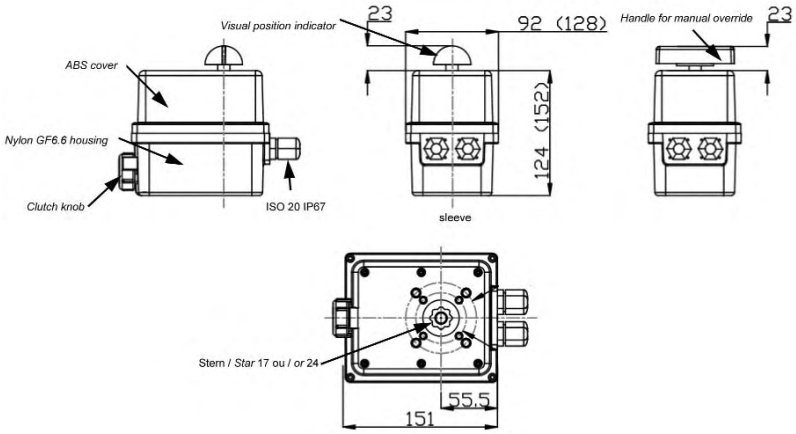

Specifications 描述 Specifiche Spezifikationen	ER60		
Voltage (V) 电压(V) Tensione (V) Spanung (V)	230 VAC	115 VAC	12-24 VAC / VCD
Operation time (s/90°) no load + / - 10% 旋转时间(s/90°)，误差为+ / - 10% Tempi di funzionamento a vuoto (s/90°) +/- 10% Betrieb Zeit in Leere (s/90°) + / - 10%	20	20	20/30
Maximum operational torque (Nm - lb/in) 最大工作扭矩(Nm - lb/in) Coppia massima di torsione operativa (Nm - lb/in) Maximale funktionsfähige Drehkraft (Nm - lb/in)	60	60	60
Maximum torque break (Nm - lb/in) 最大启动扭矩(Nm - lb/in) Coppia massima di torsione a rottura (Nm - lb/in) Maximale Drehkraftbruch (Nm - lb/in)	-	-	-
Duty rating (%) 工作时间ED Tempo sotto sforzo (%) Zeit unter Spannung (%)	50	50	30
IP Rating IEC 60529 IEC 60529 IP 等级 Protezione IEC 60529 Schutz IEC 60529	IP 65	IP 65	IP 65
Working angle (°) 工作区间(°) Angolo di manovra (°) Stellzeit (°)	0°-90°	0°-90°	0°-90°
Temperature 温度 Temperatura Temperatur	-10° + 55° C 14° + 131° F	-10° + 55° C 14° + 131° F	-10° + 55° C 14° + 131° F
Limit switch (5A) 限位开关(5A) Interuttore di fine corsa (5A) Ende schalter (5A)	4	4	4
Heating resistor (W) - Optional 电阻消耗功率(W) Resistenza termica (W) - Su richesta Hitzebeständigkeit (W) - Auf Bestellung	10	10	10
Consumption at maximum torque + / - 5% 最大扭矩消耗功率+ / - 5% Consumo a coppia massima + / - 5% Verbrauch an der maximalen Drehkraft + / - 5%	24 W	24 W	24 W
Plugs 接口标准 Connessione Stecker	2 DIN 43650	2 DIN 43650	2 DIN 43650
Weight (Kg) 重量(Kg) Peso (Kg) Gewicht (Kg)	1,5	1,5	1,5

VALPES
VALVE CONTROL SYSTEM

EK60

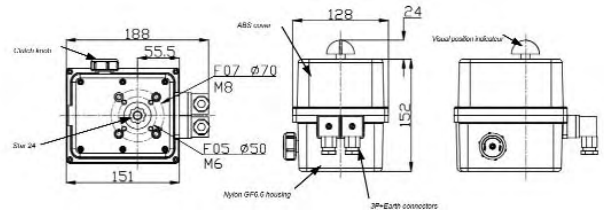

EK60 / EK150

Electric actuator
电动装置
Attuatore elettrico
Elektrischer Stellantrieb

EK150

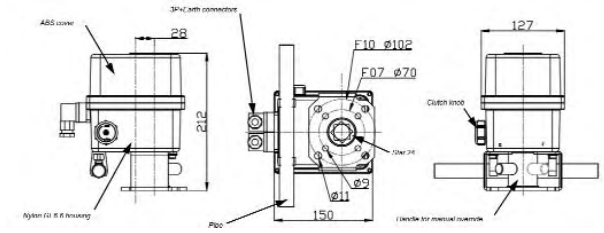

Specifications 描述 Specifiche Spezifikationen	EK60			EK150		
Voltage (V) 电压(V) Tensione (V) Spanung (V)	230 VAC	115 VAC	24 VAC / VCD	230 VAC	115 VAC	24 VAC / VCD
Operation time (s/90°) no load + / - 10% 旋转时间(s/90°)，误差为+ / - 10% Tempi di funzionamento a vuoto (s/90°) +/- 10% Betrieb Zeit in Leere (s/90°) + / - 10%	12/20	12/20	12/20	25/40	25/40	25/40
Maximum operational torque (Nm - lb/in) 最大工作扭矩(Nm - lb/in) Coppia massima di torsione operativa (Nm - lb/in) Maximale funktionsfähige Drehkraft (Nm - lb/in)	60	60	60	150	150	150
Maximum torque break (Nm - lb/in) 最大启动扭矩(Nm - lb/in) Coppia massima di torsione a rottura (Nm - lb/in) Maximale Drehkraftbruch (Nm - lb/in)	-	-	-	-	-	-
Duty rating (%) 工作时间ED Tempo sotto sforzo (%) Zeit unter Spannung (%)	30	30	30	30	30	30
IP Rating IEC 60529 IEC 60529 IP 等级 Protezione IEC 60529 Schutz IEC 60529	IP65	IP65	IP65	IP 65	IP 65	IP 65
Working angle (°) 工作区间(°) Angolo di manovra (°) Stellzeit (°)	0°-90°	0°-90°	0°-90°	0°-90°	0°-90°	0°-90°
Temperature 温度 Temperatura Temperatur	-10° + 55° C 14° + 131° F	-10° + 55° C 14° + 131° F	-10° + 55° C 14° + 131° F	-10° + 55° C 14° + 131° F	-10° + 55° C 14° + 131° F	-10° + 55° C 14° + 131° F
Limit switch (5A) 限位开关(5A) Interruttore di fine corsa (5A) Ende schalter (5A)	4	4	4	4	4	4
Heating resistor (W) - Optional 电阻消耗功率(W) Resistenza termica (W) - Su richesta Hitzebeständigkeit (W) - Auf Bestellung	10	10	10	10	10	10
Consumption at maximum torque + / - 5% 最大扭矩消耗功率+ / - 5% Consumo a coppia massima + / - 5% Verbrauch an der maximalen Drehkraft + / - 5%	26 W	26 W	26 W	26 W	26 W	26 W
Plugs 接口标准 Connessione Stecker	2 DIN 43650	2 DIN 43650	2 DIN 43650	2 DIN 43650	2 DIN 43650	2 DIN 43650
Weight (Kg) 重量(Kg) Peso (Kg) Gewicht (Kg)	2,5	2,5	2,5	4	4	4

VALPES
VALVE CONTROL SYSTEM

EP150 / EP300

Electric actuator
电动装置
Attuatore elettrico
Elektrischer Stellantrieb

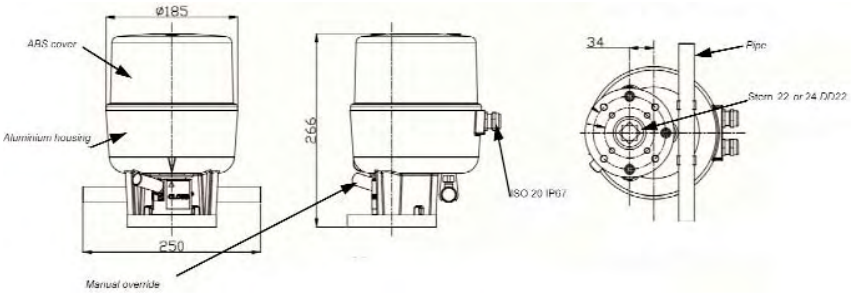

Specifications 描述 Specifiche Spezifikationen	EP150			EP300		
Voltage (V) 电压(V) Tensione (V) Spanung (V)	230 VAC	115 VAC	24 VAC / VCD 12 VCD	230 VAC	115 VAC	24 VAC / VCD 12 VCD
Operation time (s/90°) no load + / - 10% 旋转时间(s/90°)，误差为+ / - 10% Tempi di funzionamento a vuoto (s/90°) +/- 10% Betrieb Zeit in Leere (s/90°) + / - 10%	20	20	20	33	33	33
Maximum operational torque (Nm - lb/in) 最大工作扭矩(Nm - lb/in) Coppia massima di torsione operativa (Nm - lb/in) Maximale funktionsfähige Drehkraft (Nm - lb/in)	150	150	150	300	300	300
Maximum torque break (Nm - lb/in) 最大启动扭矩(Nm - lb/in) Coppia massima di torsione a rottura (Nm - lb/in) Maximale Drehkraftbruch (Nm - lb/in)	-	-	-	-	-	-
Duty rating (%) 工作时间ED Tempo sotto sforzo (%) Zeit unter Spannung (%)	50	50	50	50	50	50
IP Rating IEC 60529 IEC 60529 IP 等级 Protezione IEC 60529 Schutz IEC 60529	IP 66/67	IP 66/67	IP 66/67	IP 66/67	IP 66/67	IP 66/67
Working angle (°) 工作区间(°) Angolo di manovra (°) Stellzeit (°)	0°-90°	0°-90°	0°-90°	0°-90°	0°-90°	0°-90°
Temperature 温度 Temperatura Temperatur	-20° + 60° C -4 + 140° F	-20° + 60° C -4 + 140° F	-20° + 60° C -4 + 140° F	-20° + 60° C -4 + 140° F	-20° + 60° C -4 + 140° F	-20° + 60° C -4 + 140° F
Limit switch (5A) 限位开关(5A) Interruttore di fine corsa (5A) Ende schalter (5A)	4	4	4	4	4	4
Heating resistor (W) - Optional 电阻消耗功率(W) Resistenza termica (W) - Su richesta Hitzebeständigkeit (W) - Auf Bestellung	10	10	10	10	10	10
Consumption at maximum torque + / - 5% 最大扭矩消耗功率+ / - 5% Consumo a coppia massima + / - 5% Verbrauch an der maximalen Drehkraft + / - 5%	55 W	55 W	45 W	55 W	55 W	45 W
Plugs 接口标准 Connessione Stecker	2 DIN 43650	2 DIN 43650	2 DIN 43650	2 DIN 43650	2 DIN 43650	2 DIN 43650
Weight (Kg) 重量(Kg) Peso (Kg) Gewicht (Kg)	8,5	8,5	8,5	8,5	8,5	8,5

Butterfly valves pneumatic actuation
气动蝶阀
Valvole a farfalla con attuatore pneumatico
Absperrklappen mit pneumatischem Stellantrieb

FEATURES

- Sizes from D63 to D250 (2"-10").
- Pneumatic actuators CH-Air y Prisma.
- Double-acting or spring return.
- On order: electric valve, relief regulators and limit-switch box.

CH-Air

- Actuator made of aluminium anodized.
- Supply: dry or lubricated filtered compressed air. Maximum 10 bar (150 p.s.i.).
- Normal working temperature: from -20°C to +80°C (-4°F to 176°F).

Prisma

- Actuator made of polyamide + fiber glass.
- Light weight and very resistant to corrosion.
- May be actioned with air, water or non agressive fluid up to 8 bar pressure(116 p.s.i.) pressure. Fit for marine and underwater installations.
- Normal working temperature: from -32°C to +90°C (-25°F to 194°F).

特点

- 生产尺寸： D63 - D250 (2"-10").
- 气动装置：CH-Air或Prisma可选
- 可选双式或单式
- 可提供：电动阀、泄压阀、调节阀、限位开关合

CH-Air

- 缸体：镀镍铝合金
- 满足：干燥或者过滤压缩后的空气，最大压力10 bar
- 正常工作温度：-20°C ~ 80°C (-4°F ~ 176°F).

Prisma

- 缸体：聚酰氨树脂
- 重量轻，不易侵蚀
- 在不超过8bar的气压下，可以在空气、水、无侵蚀性的液体中使用，同时也适合在海水中使用。
- 正常工作温度：从-32°C ~ 90°C (-25°F ~ 194°F).

CARATTERISTICHE

- Dimensioni di D63 a D250 (2"-10").
- Attuatore pneumatico CH-Air e Prisma.
- Doppio e semplice efetto.
- Su richesta: elettrovalvola, regolatori di sfogo aria e fine corsa.

CH-Air

- Attuatore in alluminio anodizzato.
- Alimentazione: aria compressa filtrata asciutta o lubrificata. Massimo 10 bar (150 p.s.i.).
- Temperatura di funzionamento: -20°C a +80°C (-4°F a 176°F).

Prisma

- Attuatore in poliammide + fibra di vetro.
- Di peso ridotto ed esente da corrosione.
- Può essere azionato con aria, acqua o liquido non aggressivo fino a una pressione di 8 bar (116 p.s.i.). Indicato per le installazioni marine e subacquee.
- Temperatura di funzionamento: da -32°C a +90°C (-25°F a 194°F).

KENNDATEN

- Dimensionen von D63 bis D250 (2"-10").
- Pneumatischer Stellantrieb CH-Air und Prisma.
- Einfach oder doppelt wirkend.
- Auf Bestellung mit Vorsteuerventil, Endschalter und Abblasregulierung.

CH-Air

- Stellantrieb aus anodisiertem Aluminium.
- Versorgungsmaterial: trockene oder geschmierte gefilterte komprimierte Luft. Maximale 10 bar (150 p.s.i.).
- Arbeitstemperatur: -20°C bis +80°C (-4°F até 176°F).

Prisma

- Auslöser gebildet vom Polyamid + vom Faserglas.
- Leichtes Eigengewicht und korrosionsfrei.
- Verwendbar mit Luft, Wasser oder nicht konkurrenzfähiger Flüssigkeit bis zu 8 bar Druck (116 p.s.i.). Passend für die Marine- und Unterwasserinstallationen.
- Arbeitstemperatur: -32°C bis +90°C (-25°F bis 194°F).

COMPONENTS / 组件 / COMPONENTI / EINZELTEILE UND KOMPONENTEN

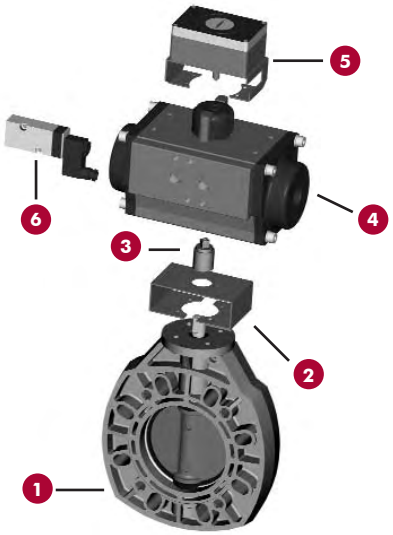

图表	Parts	部件	Parti	Teil
1	Butterfly Valve	球阀	Valvola a farfalla	Absperrklappe
2	Mounting clamp	安装夹子	Torretta di sostegno	Zwischenstück
3	Actuator-valve coupling bush	动力阀连接套	Pezzo di connessione attuatore-valvola	Kupplungsstück
4	Pneumatic actuator	气动装置	Attuatore pneumatico	Pneumatischer Stellantrieb
5	Limit-switch box	限位开关盒	Box di fine corsa	Endschaltergehäuse
6	Electric valve	电磁阀	Elettrovalvola	Elektr. Vorsteuerventil

Diameter 直径 Diametro Durchm. mm	"	Dimension "E" 尺寸"E" Quota "E" Dim. "E" mm	"
63-75	2½"	78	3,07
90	3"	78	3,07
110	4"	78	3,07
125-140	5"	92	3,62
160	6"	92	3,62
200-225	8"	92	3,62
250	10"	101	3,98

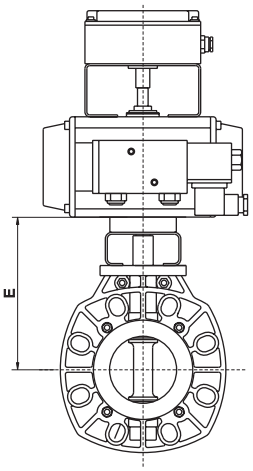

Dimension "E" to valve center
到球心的尺寸为"E"
Quota "E" dal centro della valvola
Dimension "E" bis Ventilachse

Pneumatic actuation aluminum 气动装置 Attuazione pneumatica alluminio pneumatisch betätigt Aluminium		Pneumatic actuation aluminum & kit (*) 气动装置 配套元件 Attuazione pneumatica alluminio con kit (*) pneumatisch betätigt Aluminium & Kit (*)		Pneumatic actuation polyamide 气动装置 Attuazione pneumatica poliammide pneumatisch betätigt Polyamid		Pneumatic actuation polyamide & kit (*) 气动装置 配套元件 Attuazione pneumatica poliammide con kit (*) pneumatisch betätigt Polyamid & Kit (*)	
Double acting 双式 Doppio effetto Doppel-effekt	Spring return 单式 Semplice effetto Einfach-effekt	Double acting 双式 Doppio effetto Doppel-effekt	Spring return 单式 Semplice effetto Einfach-effekt	Double acting 双式 Doppio effetto Doppel-effekt	Spring return 单式 Semplice effetto Einfach-effekt	Double acting 双式 Doppio effetto Doppel-effekt	Spring return 单式 Semplice effetto Einfach-effekt

Butterfly valves - PVC-U - zinc plated steel shaft
蝶阀- PVC-U -镀锌轴杆
Valvole a farfalla - PVC-U - perno in acciaio zincato
Absperrklappen - PVC-U - Schaft verzinkt

EPDM

D63 - D75	05406 **CH075**	05430 **CH085S**	02664 **CH075**	05320 **CH085S**	30393 **PP10**	30399 **PP20S**	30402 **PP10**	30408 **PP20S**
D90	05407 **CH075**	05431 **CH100S**	02665 **CH075**	05321 **CH100S**	30394 **PP10**	30400 **PP20S**	30403 **PP10**	30409 **PP20S**
D110	05408 **CH075**	05432 **CH100S**	02666 **CH075**	05322 **CH100S**	30395 **PP10**	30401 **PP20S**	30404 **PP10**	30410 **PP20S**
D125 - D140	05410 **CH100**	05434 **CH115S**	02668 **CH100**	05324 **CH115S**	30396 **PP20**		30405 **PP20**	
D160	05411 **CH100**	05435 **CH115S**	02669 **CH100**	05325 **CH115S**	30397 **PP20**		30406 **PP20**	
D200 - D225	05412 **CH100**	05436 **CH115S**	02670 **CH100**	05326 **CH115S**	30398 **PP20**		30407 **PP20**	
D250	18774 **CH115**	18776 **CH125S**	18773 **CH115**	18775 **CH125S**				

Butterfly valves - PVC-U - stainless steel shaft
蝶阀- PVC-U -不锈钢轴杆
Valvole a farfalla - PVC-U - perno in acciaio inox.
Absperrklappen - PVC-U - Rostfreier Schaft

Viton®

D63 - D75	30517 **CH075**	30524 **CH085S**	30531 **CH075**	30538 **CH085S**	30545 **PP10**	30551 **PP20S**	30554 **PP10**	30560 **PP20S**
D90	30518 **CH075**	30525 **CH100S**	30532 **CH075**	30539 **CH100S**	30546 **PP10**	30552 **PP20S**	30555 **PP10**	30561 **PP20S**
D110	30519 **CH075**	30526 **CH100S**	30533 **CH075**	30540 **CH100S**	30547 **PP10**	30553 **PP20S**	30556 **PP10**	30562 **PP20S**
D125 - D140	30520 **CH100**	30527 **CH115S**	30534 **CH100**	30541 **CH115S**	30548 **PP20**		30557 **PP20**	
D160	30521 **CH100**	30528 **CH115S**	30535 **CH100**	30542 **CH115S**	30549 **PP20**		30558 **PP20**	
D200 - D225	30522 **CH100**	30529 **CH115S**	30536 **CH100**	30543 **CH115S**	30550 **PP20**		30559 **PP20**	
D250	30523 **CH115**	30530 **CH125S**	30537 **CH115**	30544 **CH125S**				

(*) Kit: electric valve, limit-switch box and relief regulators
(*) 配套元件：电磁阀、限位开关盒及泄压调节阀
(*) Kit: elettrovalvola, box di fine corsa e regolatori sfiato aria
(*) Kit: elektrisches ventil, limit-switch box und Regulator

Pneumatic actuator: Double acting
气动装置：双式
Attuatore pneumatico: Doppio effetto
Pneumatischer Stellantrieb: Doppelt wirkend

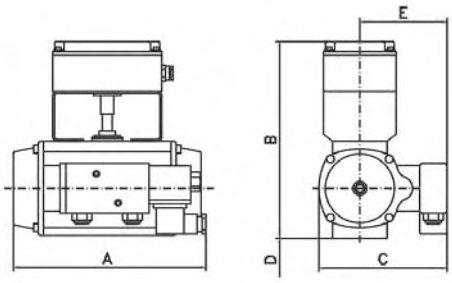

Diameter 直径 Diametro Durchm. mm	"	Actuator 动力装置 Attuatore Antrieb	A mm	A "	B mm	B "	C mm	C "	D mm	D "	E mm	E "
63-75	2½"	CH075	202	7,95	200	7,87	117	4,61	160	6,30	78	3,07
90	3"	CH075	202	7,95	200	7,87	117	4,61	176	6,93	78	3,07
110	4"	CH075	202	7,95	200	7,87	117	4,61	207	8,15	78	3,07
125-140	5"	CH100	271	10,67	225	8,86	142	5,59	222	8,74	92	3,62
160	6"	CH100	271	10,67	225	8,86	142	5,59	234	9,21	92	3,62
200-225	8"	CH100	271	10,67	225	8,86	142	5,59	295	11,61	92	3,62
250	10"	CH115	310	12,20	212	8,35	164	6,46	250	9,84	101	3,98

Model 模型 Modello Modell	Consumption 消耗 Consumo Verbrauch		Mechanism torque 机械装置扭距 Coppia attuatore Drehmoment		Mechanism Weight 机械装置重量 Peso attuatore Gewicht		Stroke time 冲程时间 Tempo di manovra Stellzeit	
	(l / cycle)	(gal./cycle)	Nm	Lb. x inch	Kg.	Lb.	Open (sec.)	Close (sec.)
CH075	1,22	0,16	70,2	570	2,9	6,4	0,6	0,7
CH100	3,60	0,47	166,4	1350	5,8	12,8	0,8	0,9
CH115	5,60	0,73	274,5	2226	9,2	20,2	0,9	1,1

Consumption and torque at 6 bar (90 PSI) pressure
在6 bar (90 PSI)下消耗及扭矩
Consumo e coppia a una pressione di 6 bar (90 PSI)
Verbrauch und Drehmoment bei Steuerdruck 6 bar (90 PSI)

Pneumatic actuator: Spring return
气动装置：单式
Attuatore pneumatico: Semplice effetto
Pneumatischer Stellantrieb: Einfach wirkend

Diameter 直径 Diametro Durchm. mm	"	Actuator 动力装置 Attuatore Antrieb	A mm	A "	B mm	B "	C mm	C "	D mm	D "	E mm	E "
63-75	2½"	CH085S	230	9,06	210	8,27	130	5,12	160	6,30	85	3,35
90	3"	CH100S	271	10,67	225	8,86	142	5,59	176	6,93	92	3,62
110	4"	CH100S	271	10,67	225	8,86	142	5,59	207	8,15	92	3,62
125-140	5"	CH125S	360	14,17	225	8,86	171	6,73	222	8,74	102	4,02
160	6"	CH125S	360	14,17	225	8,86	171	6,73	234	9,21	102	4,02
200-225	8"	CH125S	360	14,17	225	8,86	171	6,73	295	11,61	102	4,02
250	10"	CH115S	310	12,20	212	8,35	164	6,46	250	9,84	101	3,98

Model 模型 Modello Modell	Consumption 消耗 Consumo Verbrauch		Spring torque output 单式扭力输出 Coppia molle Feder-Dr.		Air supply torque output 气源扭力输出 Coppia alimentazione Druckl.-Dr.		Weigth 重量 Peso attuatore Gewicht		Stroke time 冲程时间 Tempo di manovra Stellzeit	
	(l / cycle)	(gal./cycle)	0°	90°	0°	90°	Kg.	Lb.	Open (sec.)	Close (sec.)
CH085S	0,98	0,26	37,8	69,1	69,1	37,8	4,8	10,56	0,7	1,3
CH100S	1,80	0,47	60,0	106,4	106,4	60,0	6,8	14,96	1,1	1,3
CH115S	2,80	0,74	106,0	168,5	168,5	106,0	10,30	22,66	1,2	1,6
CH125S	3,70	0,97	127,5	233,6	233,6	127,5	14,20	31,24	1,3	2,1

Consumption and torque at 6 bar (90 PSI) pressure
在6 bar (90 PSI)下消耗及扭矩
Consumo e coppia a una pressione di 6 bar (90 PSI)
Verbrauch und Drehmoment bei Steuerdruck 6 bar (90 PSI)

1 cycle = open + close
一个循环= 开+ 关
1 ciclo = apertura + chisura
1 Zyklus = Auf- und Zubewegung

Prisma

Pneumatic actuator: Double acting
气动装置：双式
Attuatore pneumatico: Doppio effetto
Pneumatischer Stellantrieb: Doppelt wirkend

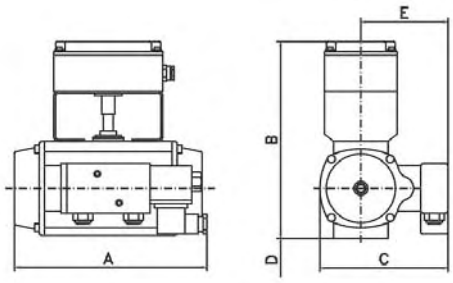

Diameter 直径 Diametro Durchm. mm	"	Actuator 动力装置 Attuatore Antrieb	A A A A mm	"	B B B B mm	"	C C C C mm	"	D D D D mm	"	E E E E mm	"
63-75	2½"	PP10	182	7,16	198	7,80	132	5,20	160	6,30	83	3,27
90	3"	PP10	182	7,16	198	7,80	132	5,20	160	6,30	83	3,27
110	4"	PP10	182	7,16	198	7,80	132	5,20	160	6,30	83	3,27
125-140	5"	PP20	233	9,17	232	9,13	155	6,10	222	8,74	95	3,74
160	6"	PP20	233	9,17	232	9,13	155	6,10	222	8,74	95	3,74
200-225	8"	PP20	233	9,17	232	9,13	155	6,10	222	8,74	95	3,74

Model 模型 Modello Modell	Consumption 消耗 Consumo Verbrauch		Mechanism torque 机械装置扭距 Coppia attuatore Drehmoment		Mechanism Weight 机械装置重量 Peso attuatore Gewicht		Stroke time 冲程时间 Tempo di manovra Stellzeit	
	(l / cycle)	(gal./cycle)	Nm	Lb. x inch	Kg.	Lb.	Open (sec.)	Close (sec.)
PP10	0,67	0,18	71	628	1,41	3,11	0,25	0,25
PP20	1,5	0,39	165	1465	2,94	6,47	0,40	0,40

Consumption and torque at 6 bar (90 PSI) pressure
在6 bar (90 PSI)下消耗及扭矩
Consumo e coppia a una pressione di 6 bar (90 PSI)
Verbrauch und Drehmoment bei Steuerdruck 6 bar (90 PSI)

1 cycle = open + close
一个循环= 开+ 关
1 ciclo = apertura + chisura
1 Zyklus = Auf- und Zubewegung

Prisma

Pneumatic actuator: Spring return
气动装置：单式
Attuatore pneumatico: Semplice effetto
Pneumatischer Stellantrieb: Einfach wirkend

Diameter 直径 Diametro Durchm. mm	"	Actuator 动力装置 Attuatore Antrieb	A A A A mm	"	B B B B mm	"	C C C C mm	"	D D D D mm	"	E E E E mm	"
63-75	2½"	PP20S	304	11,96	232	9,13	155	6,10	160	6,30	83	3,27
90	3"	PP20S	304	11,96	232	9,13	155	6,10	160	6,30	83	3,27
110	4"	PP20S	304	11,96	232	9,13	155	6,10	160	6,30	83	3,27

Model 模型 Modello Modell	Consumption 消耗 Consumo Verbrauch		Spring torque output 单式扭力输出 Coppia delle molle Feder-Dr.		Air supply torque output 气源扭力输出 Coppia di alimentazione Druckl.-Dr.		Weigth 重量 Peso attuatore Gewicht		Stroke time 冲程时间 Tempo di manovra Stellzeit	
	(l / cycle)	(gal./cycle)	0°	90°	0°	90°	Kg.	Lb.	Open (sec.)	Close (sec.)
PP20S	0,98	0,26	64,2	103,3	101,3	62,2	4,95	10,9	0,5	0,5

Consumption and torque at 6 bar (90 PSI) pressure
在6 bar (90 PSI)下消耗及扭矩
Consumo e coppia a una pressione di 6 bar (90 PSI)
Verbrauch und Drehmoment bei Steuerdruck 6 bar (90 PSI)

1 cycle = open + close
一个循环= 开+ 关
1 ciclo = apertura + chisura
1 Zyklus = Auf- und Zubewegung

Hydraulic valve
液压阀
Valvola idraulica
Hydraulikventil

FEATURES

- Closing of the valve by diaphragm.
- 100% factory tested.
- Available in D63 mm (2") and D90 mm (3").
- Available standard: Metric.
- Hydraulic operation.
- Valve closing is produced when water flows to the control chamber.
- The opening is done when the fluid of the control chamber is released through a 3-way ball valve or through a solenoid.
- Made of PVC-U with NBR diaphragm and bonnet of polyamide +Fiber Glass.
- Good mechanical strength.
- Resistance to many inorganic chemicals.
- Excellent flow characteristics.

特点

- 使用隔膜关闭阀门.
- 100%工厂测试.
- D63 mm (2") 及 D90mm (3").
- 参考标准： Metric(公制)
- 液压操作.
- 水流到控制斜面，阀自动关闭.
- 当控制斜面的液体从三通球阀或螺线管中释放出来时，阀自动打开.
- PVC-U材料,带NBR隔膜，阀帽+光纤视镜.
- 良好的机械强度.
- 抗多种化学物质.
- 高流速.

CARATTERISTICHE

- Valvola di chisura a membrana.
- Testate 100% in fabbrica.
- Disponibile in D63 mm (2") e D90 mm (3").
- Standard disponibili: Metrico.
- Fuzionamento idraulico.
- La chisura della valvola si attua quando il flusso dell'acqua è condotto nella camera di controllo.
- L'apertura si realizza con l'uscita del liquido da detta camera per mezzo di una valvola a 3 vie (manuale) o tramite un solenoide (automatico).
- Fabricata in PVC-U con membrana in NBR e coperchio di chisura in poliammide + fibra di vetro.
- Buona resistenza mecanica.
- Resistente a molti composti chimici inorganici.
- Eccellenti caratteristiche di conduzione.

KENNDATEN

- Schließen des Ventiles mittels Membrane.
- 100% fabrikgetestet.
- Dimension D63 mm (2") bis D90 mm (3").
- Erhältlicher Standard: Metrisch.
- Funktion mittels hydraulischer Stellkraft.
- Das Schließen des Ventiles erfolgt wenn Wasser in die Steuerkammer entleert wird.
- Das Öffnen des Ventiles erfolgt wenn das Wasser mittels 3-Wege-Hahn oder Vorsteuerventil aus der Steuerkammer entleert wird.
- Hergestellt in PVC-U mit Ventilmembran aus NBR und Verschluss Polyamid + Fiberglas.
- Gute mechanische Widerstands-fähigkeit.
- Beständig gegen die meisten anorganischen Medien.
- Hervorragende Strömungs-eigenschaften.

COMPONENTS

Available as spare parts

组件

零件配置图

COMPONENTI

Disponibili come ricambi.

EINZELTEILE UND KOMPONENTEN

Als Ersatzteile erhältlich.

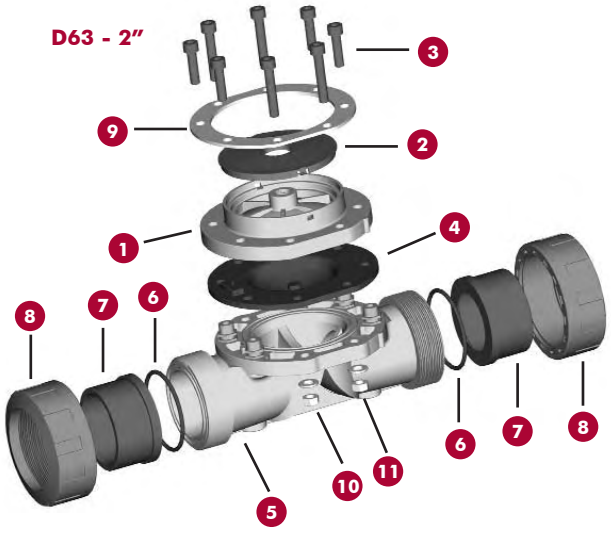

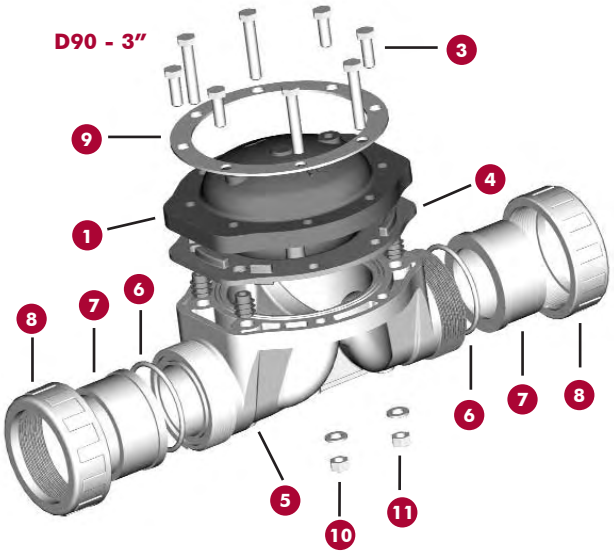

图表	Parts	部件	Parti	Teil	Material
1	Bonnet	阀帽	Coperchio di chisura	Verschluss	PA + Fiber Glass
2	Ornamental cover	装饰盖	Corpechio ornamentale	Gehäusedeckel mit Ornament	ABS
3	Sealing screw	密封帽	Viti di chisura	Dichtung Schraube	Stainless Steel
4	Diaphragm	隔膜	Membrana	Membrane	NBR
5	Body	阀体	Corpo	Gehäuse	PVC
6	O-ring	O型圈	O-ring	O-Ring	EPDM
7	End connector	阀端	Manicotto	Anschlussmuffe	PVC-U
8	Nut	螺帽	Ghiera	Überwurfmutter	PVC-U
9	Reinforcement washer	强垫圈	Anello di rinforzo	Verstärkungsunterlegscheiber	Stainless Steel
10	Sealing washers	密封圈	Rondelle di chisura	Dichtring	Stainless Steel
11	Sealing nut	密封帽	Dadi di chisura	Gehäusemutter	Stainless Steel

TECHNICAL CHARACTERISTICS

Working pressure at 20°C (73°F) water temperature:
- D 63 (2") PN 10 bar (150 PSI) Nominal flow: 25 m³/h
- D 90 (3") PN 8 bar (120 PSI) Nominal flow: 55 m³/h

技术特点

工作压力20°C (73°F)水温：

D63 (2") PN 10 bar (150 PSI)
正常流量：25 m³/h
D90 (3") PN 8 bar (120 PSI)
正常流量：55 m³/h

CARATTERISTICHE TECNICHE

Pressione di servizio a 20°C (73°F) temperatura dell'acqua:
- D 63 (2") PN 10 bar (150 PSI) Portata nominale: 25 m³/h
- D 90 (3") PN 8 bar (120 PSI) Portata nominale: 55 m³/h

TECHNISCHE EIGENSCHAFTEN

Arbeitsdruck bei 20°C (73°F) Wassertemperatur:
- D 63 (2") PN 10 bar (150 PSI) Nominaler Durchfluss: 25 m³/h
- D 90 (3") PN 8 bar (120 PSI) Nominaler Durchfluss: 55 m³/h

PRESSURE LOSS DIAGRAM / 压力损失表 / DIAGRAMMA DELLE PERDITE DI CARICO / DRUCKVERLUST-DIAGRAMM

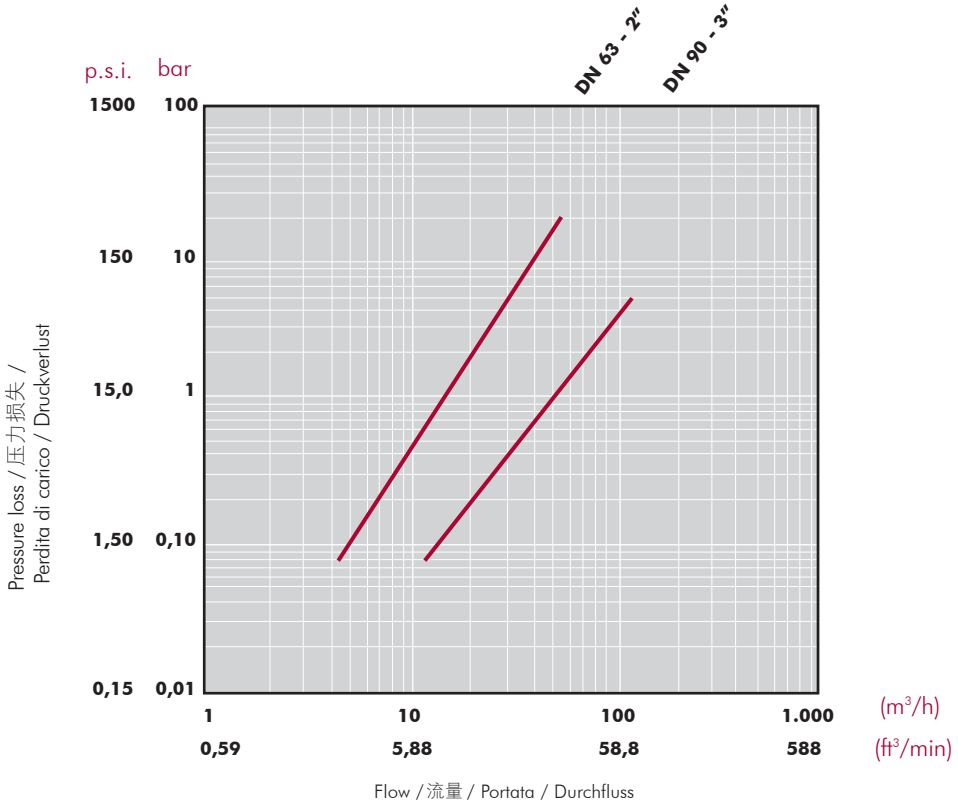

OPENING DEPENDING ON DOWNSTREAM PRESSURE / 开启取决于顺流压强 / GRADO DI APERTURA IN FUNZIONE DELLA PRESSIONE A MONTE / VENTILÖFFNUNGSGRAD ALS FUNKTION DES STATISCHEN DRUCKES

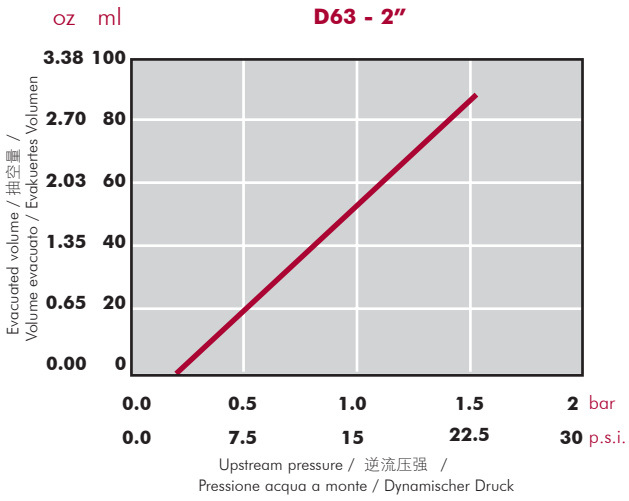

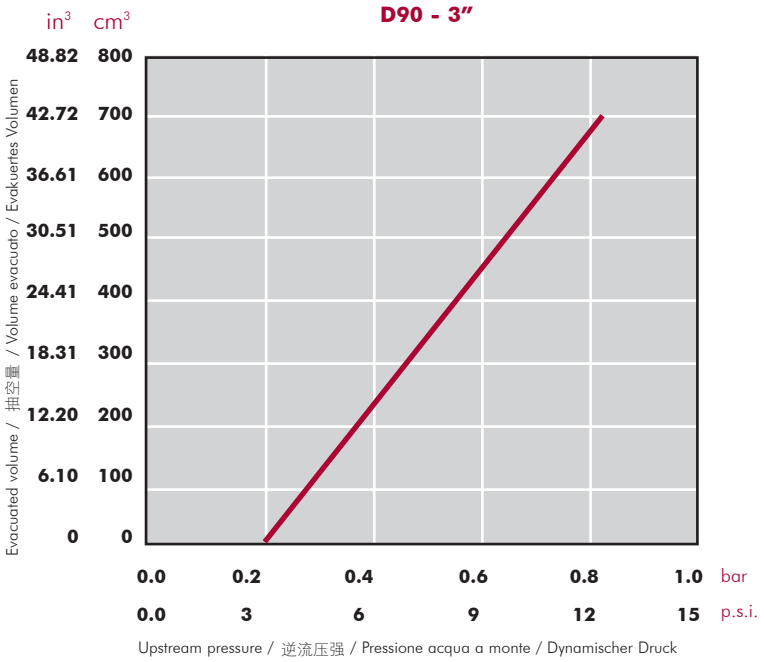

(Downstream pressure = atmospheric pressure)
(顺流压强=环境压强)
(Pressione acqua a valle = pressione atmosferica)
(Statischer Druck = Luftdruck)

INSTALLATION

Installation on PVC-U pipes
The valve is easy to install by means of a solvent socket with end connectors (7). No pipe cutting is required to dismount the body once it is installed.

Valve operation
The valve body and the bonnet contain ¼" BSP threaded holes to connect the various fittings required for the valve functions (e.g., solenoid valve, reducer, holder, etc.).

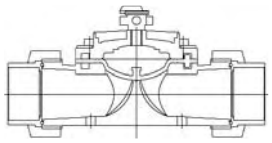

A

A. Cross-section of basic valve
The valve can be fitted to hydraulic, pneumatic and electric components. The normal valve position is closed.

B. Operating principle
Cross-section "a" is larger than cross-section "b". Whenever the line pressure is at least 0.6 kg/cm², the pressure exerted on the diaphragm by the fluid in the upper chamber will keep the valve closed.

C. Open valve
When the chamber drain is opened and no fluid is allowed to enter, the line fluid pushes the diaphragm, causing the valve to open (see minimum opening pressure chart).

D. Control of opening and closing
A small three-way valve can be used to control the presence or absence of pressure in the upper chamber, causing the valve to close or open.

安装

安装在PVC-U管子上
通过与阀端(7)的平口连接。 此阀易于安装.安装后拆卸阀体无需切管

阀操作
阀体和阀帽带有¼" BSP牙口管洞以连接阀功能所需的各种配件(例如:螺线管阀,变径,固定器,等等)

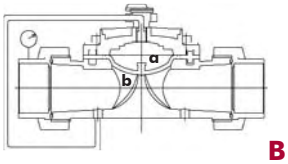

B

A. 基本法的横截面 此阀适用于液压,气动和电动部件.普通阀位置是关闭的.

B. 操作原则"a"横截面大于"b"横截面 只要流水压强大于0.6 kg/cm²

C. 开阀 当腔内排水管打开,液体无法进入,水流会推动隔膜,使阀门打开.最小开启压强是0.4 kg/cm²

D. 控制开和关 可使用小的三通阀控制上腔内的压强,来控制阀门的开关.

INSTALLAZIONE

Installazione in tubi in PVC-U
La valvola è di facile installazione. L'unione è incollata e si realizza mediante manicotti (7). Una volta installata, permete lo smontaggio del corpo senza dover tagliare il tubo.

Funzionamento della valvola
Il corpo della valvola e il corpechio di chisura sono dotati di fori con filettatura ¼" BSP per poter collegare gli elementi necessari alle diverse funzioni della valvola (ad esempio: elettrovalvola, v. di riduzione, v. di supporto, ecc...).

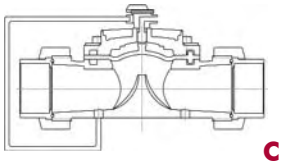

C

A. Sezione della valvola base. La valvola permette l'adattamento di componenti idraulici, pneumatici ed elettrici. In posizione di riposo la valvola è chiusa.

B. Principio di funzionamento
La sezione "a" è maggiore della sezione "b". Se c'è flusso a una pressione minima di 0,6 kg/cm² a monte, la forza esercitata sulla membrana dal fluido nella camera superiore fa si che la valvola rimanga chiusa.

C. Valvola aperta
Se si apre lo scarico della camera e non si permette l'accesso di fluido alla stessa, il fluido a monte vince la resistenza della membrana facendo si che la valvola si apra (si veda il diagramma di pressione minima di apertura).

D. Controllo di apertura e chisura
Mediante una piccola valvola a tre vie è possibile controllare la presenza o l'assenza di pressione nella camera superiore, che fa si che la valvola sia chiusa o aperta.

INSTALLATION

Installation in PVC-U Rohrleitungen
Das Hydraulikventil kann sehr leicht installiert werden. Die Verbindungen werden mittels Klebemuffen (7) hergestellt. Einmal installiert ist das Ventil radial ausbaubar.

Ventilfunktion
Sowohl das Gehäuse als auch der Verschlussdeckel des Ventiles sind mit Gewindebohrungen ¼" BSP (zyl. Rohr-Innengewinde) versehen, die dem Anschluss verschiedener Elemente (wie elektr. Vorsteuerventil, Druckminderer, Druckhalteventil, etc.) dienen.

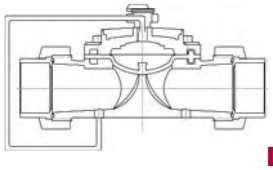

D

A. Querschnitt durch das Ventil-Basismodel. Das Ventil kann an hydraulische, pneumatische und elektrische Systemkomponenten angeschlossen werden. In Ruheposition ist das Ventil geschlossen.

B. Funktionprinzip.
Der Querschnitt "a" ist grösser als "b". Soferne der minimale Leitungsdruck 0,6 bar beträgt, bleibt durch den vom Medium in der Steuerkammer auf die Membrane ausgeübten Druck das Ventil geschlossen.

C. Wird die Steuerkammer entleert, was ein weiteres Eindringen von Flüssigkeit indieselbe verhindert, drückt der Leitungsdruck die Membrane nach oben, was zu gleichzeitigem Öffnen des Ventils führt. Siehe Öffnungsdruck-Diagramm.

D. Steuern des Öffnens und Schliessens. Mittels eines kleinen 3-wege-Ventils kann das Füllen bzw. Entleeren der Steuerkammer und damit das Öffnen und Schliessen des Ventiles bewerkstelligt werden.

UP. **71**. SF1

- Hydraulic valve D63
- PVC-U body
- Female solvent socket
- Metric series
- Diaphragm in NBR

- D63液压阀
- PVC-U阀体
- 平口连接
- 公制系列
- NBR隔膜

- Valvola idraulica D63
- Corpo in PVC-U
- Incollagio femmina
- Serie metrica
- Membrana in NBR

- Hydralikventil D63
- PVC-U Gehäuse
- Klebemuffe
- Metrische Serie
- Membrane NBR

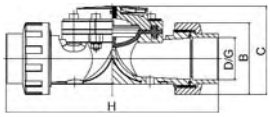

D	CODE	REF.	PN	H	B	C
63	11462	05 71 063	10	310	104	129

UP. **71**. SF2

- Hydraulic valve D90
- PVC-U body
- Female solvent socket
- Metric series
- Diaphragm in NBR

- D90液压阀
- PVC-U阀体
- 平口连接
- 公制系列
- NBR隔膜

- Valvola idraulica D90
- Corpo in PVC-U
- Incollagio femmina
- Serie metrica
- Membrana in NBR

- Hydraulikventil D90
- PVC-U Gehäuse
- Klebemuffe
- Metrische Serie
- Membrane NBR

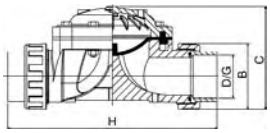

D	CODE	REF.	PN	H	B	C
90	27500	05 71 090	8	441	138	215

UP. **71**. FT1

- Hydraulic valve 2″
- PVC-U body
- Female thread
- Metric series
- Diaphragm in NBR

- 液压阀2″
- PVC-U阀体
- 平口连接
- 公制系列
- NBR隔膜

- Valvola idraulica 2″
- Corpo in PVC-U
- Filetto femmina
- Serie metrica
- Membrana in NBR

- Hydraulikventil 2″
- PVC-U Gehäuse
- Innengewinde
- Metrische Serie
- Membrane NBR

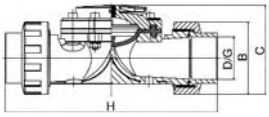

G	CODE	REF.	PN	H	B	C
2″	28407	05 71 663	10	310	104	129

UP. **71**. FT2

- Hydraulic valve 3″
- PVC-U body
- Female thread
- Metric series
- Diaphragm in NBR

- 液压阀 3″
- PVC-U阀体
- 平口连接
- 公制系列
- NBR隔膜

- Valvola idraulica 3″
- Corpo in PVC-U
- Filetto femmina
- Serie metrica
- Membrana in NBR

- Hydraulikventil 3″
- PVC-U Gehäuse
- Innengewinde
- Metrische Serie
- Membrane NBR

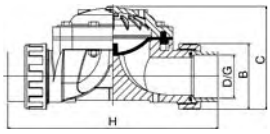

G	CODE	REF.	PN	H	B	C
3″	28409	05 71 690	8	441	138	215

UP. 71. KIT1

- Conversion Kit for basic hydraulic valve
- 基本液压阀转换工具
- Kit conversione per valvola idraulica
- Hydralikventil-Zubehörsatz

CODE	REF.
30821	05 71 063 CH

UP. 71. KIT2

- Conversion Kit for hydraulic valve with solenoid
- 带螺线管液压阀转换工具
- Kit conversione per valvola idraulica in elettrovalvola
- Zubehörsatz Hydraulikvetil/Elektrisches Ventil

CODE	REF.
30822	05 71 063 CE

UP. 71. KIT3

- Conversion Kit for Hydraulic valve: pressure sustaining or control valve
- 液压阀转换工具：保持压力、控制阀体
- Kit di conversione per valvola idraulica sostenitrice o regolatrice di pressione
- Umwandlung Installationssatz für hydraulisches Ventil: unterstützender oder Steuerventil Druck

CODE	REF.
30823	05 71 063 CRP

UP. 71. KIT4

- Conversion Kit for Hydraulic valve: solenoid pressure sustaining or control valve
- 液压阀转换工具：保持螺线管压力、控制阀体
- Kit di conversione per valvola idraulica sostenitrice o regolatrice di pressione con elettrovalvola
- Umwandlung Installationssatz für hydraulisches Ventil: unterstützender oder Steuerventil Solenoiddruck

CODE	REF.
30824	05 71 063 CEP

OPTIONS

The basic valve can be assembled in different versions depending on the concrete needs of the installation, for example:

• Hydraulic valve: manual control of the camera using a 3-way ball valve (Fig. 1).

选项

基本阀可根据需要以不同的形式装配.例如:

•液压阀:利用三通球阀手动控制暗箱.(图1)

OPZIONI

Utilizzando la valvola base, si possono ottenere elevate varietà di combinazioni a seconda delle esigenze, ad esempio:

• Valvola idraulica a controllo manuale della camera mediante valvola a 3 vie (Fig. 1)

WAHLEN

Das Grundmodell bietet - je nach Einbauwunsch - mehrere Kombinationsmöglichkeiten, wie zum Beispiel:

• Hydraulikventil mit manuell regelbarer Steuerkammer durch 3-Wege-Kugelhahn (Abbildung 1).

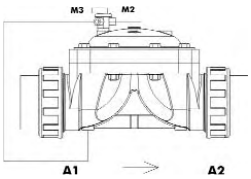

• Solenoid valve: manual control of the camera using a 3-way ball valve with solenoid (Fig. 2).

•螺线管阀:利用带有螺线管的三通球阀手动控制暗箱.(图2)

• Elettrovalvola con controllo manuale della camera mediante valvola a 3 vie e solenoide (Fig. 2).

• Elektronisches Hydraulikventil mit manuell regelbarer Steuerkammer durch 3-Wege-Kugelhahn und Vorsteuerventil (Abbildung 2).

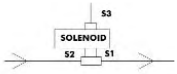

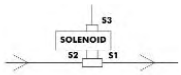

Internal pilotage
内部向导
Pilotaggio interno
Internes Lotsen

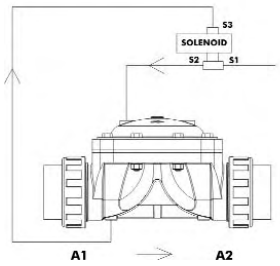

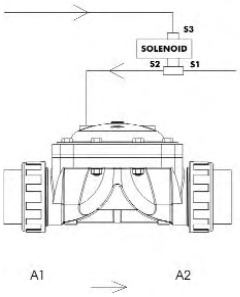

External pilotage
外部向导
Pilotaggio esterno
Externes Lotsen

• Reducing of pressure valve with hydraulic pilotage with or without solenoid (Fig. 3). This version is used to regulate the pressure down stream limiting the working pressure. The adjustment is made using the superior screw of the pilot.

•降低液压阀(带有或不带有螺线管)压力.(图3)这种形式可用来限制工作压力.利用优良的导向/排障装置制成调整器.

• Riduttrice di pressione tramite pilota idraulico con o senza solenoide (Fig.3). Si utilizza per regolare la pressione a valle riducendo la pressione di lavoro. La regolazione della pressione si realizza per mezzo della vite superiore del pilota.

• Druckreduzierung durch Hydraulik-steuerung mit oder ohne Vorsteuerventil (Abb. 3). Durch Schraube oberhalb der Steuerung Druck begrenzen und regulieren.

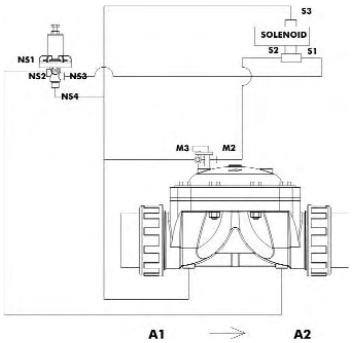

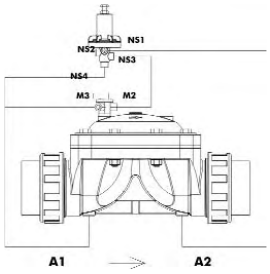

• Pressure sustaining valve with hydraulic pilotage with or without solenoid (Fig. 4). This version is used to regulate the pressure up stream assuring the minimal working pressure. The adjustment is made using the superior screw of the pilot.

•保持液压阀(带有或不带有螺线管)的压力(图4).这种形式可用来保证最小工作压力.利用优良的导向/排障装置制成调整器.

• Sostenitrice di pressione tramite pilota idraulico con o senza solenoide (Fig.4). Si utilizza per regolare la pressione a monte garantendo la pressione minima di lavoro. La regolazione della pressione si realizza per mezzo della vite superiore del pilota.

• Druckerhaltung durch Hydraulik-steuerung mit oder ohne Vorsteuerventil (Abb. 4). Durch Schraube oberhalb der Steuerung Druck regeln und festlegen, um Mindestarbeitsdruck sicher zu stellen.

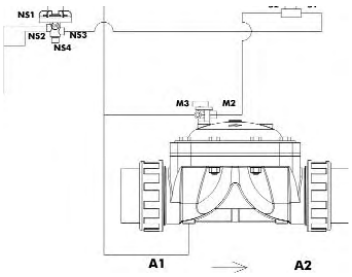

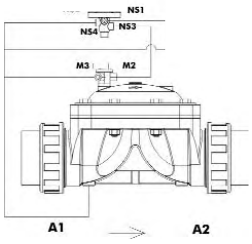

Air/Vacuum relief valve
空气/真空解除阀
Valvole di sfiato aria
Be-/Entlüftungsventil

FEATURES

- Double effect
- Available in 1½".
- Double effect function: this valve extracs the air of pipes while these fill with the fluid and it protects of the pipe crushing allowing the entrance of the atmospheric air to the minimum depression.
- Mainly used in irrigation systems.
- Specially indicated in facilities with slope changes and facilities with large sections (500 m or more).
- Working pressure: 12 bar.
- DN 40.

特点

- 双式效果
- 1½".
- 双式效果功能：该阀能将充满液体的管中空气吸出，保护管子防止被碾碎，能最大限度抽空进入的环境空气
- 用于灌溉系统
- 特别使用于有坡度变化设备及大区域的设备（500 m或更多）
- 运转压强：12 bar
- DN 40.

CARATTERISTICHE

- Doppio effetto.
- Disponibile in 1½".
- Funzione doppio effetto: estrae l'aria dalla tubazione mentre questa si riempie di fluido e la protegge dallo schiacciamento permettendo l'entrata dell'aria atmosferica alla minima depressione.
- Principalmente utilizzata nei sistemi di irrigazione.
- Specialmente indicata in installazzioni con cambi di pendenza e installazioni con lunghi percorsi (500 m o più).
- Pressione di lavoro: 12 bar.
- DN 40.

KENNDATEN

- Doppeleffekt.
- Be/Entlüftungsventil 1½".
- Doppelfunktion: Erlaubt das Entlüften von Rohrleitungen während diese sich mit Flüssigkeit füllen und auch das Belüften bei kleinstem Unterdruck (Vakuum) um ein Kollabieren der Rohrwände zu vehindern.
- Hauptsächlich für Bewässerungs-systeme verwendet.
- Besonders in Anlagen geeignet, in denen die Rohrneigungen oft wechseln, oder solche in denen lange Rohrabschnitte installiert sind (500m oder mehr).
- Arbeitsdruck: 12 bar.
- DN 40.

COMPONENTS

Available as spare parts.

组件

零件配置图

COMPONENTI

Disponibili come ricambi.

EINZELTEILE UND KOMPONENTEN

Als Ersatzteile erhältlich.

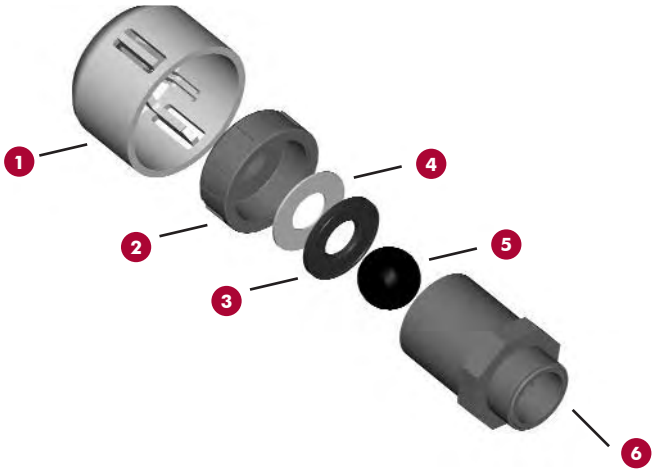

图表	Parts	部件	Parti	Teil	Material
1	Cap	管帽	Coperchio	Kappe	PP
2	Union nut	阀门螺帽	Ghiera	Verschlussmutter	PVC-U
3	O-Ring	型圈	Guarnizione	O-Ring	EPDM
4	Disc of friction	摩擦盖	Disco di tenuta	Sitzring	POM
5	Ball	球体	Sfera	Kugel	PP
6	Body	阀体	Corpo	Gehäuse	PVC-U

TECHNICAL CHARACTERISTICS

Working pressure at 20°C (73°F) water temperature:
• 1½": PN 12

技术特点

工作压力20°C (73°F)水温:

• 1½": PN 12

CARATTERISTICHE TECNICHE

Pressione di servizio a 20°C (73°F) temperatura dell'acqua:
• 1½": PN 12

TECHNISCHE EIGENSCHAFTEN

Arbeitsdruck bei 20°C (73°F) Wassertemperatur:
• 1½": PN 12

PRESSURE / TEMPERATURE GRAPH

DIAGRAMMA PRESSIONE / TEMPERATURA

DRUCK-TEMPERATUR-DIAGRAMM

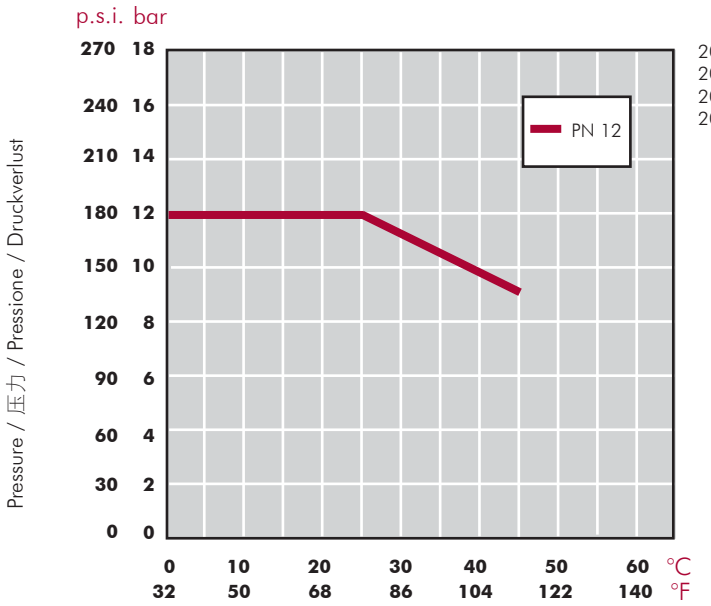

20 years / water flow
20 年/水流量
20 anni / fluido acqua
20 Jahre / Wasserfluss

UP. **90**. DE

• Air/Vacuum relief valve
• PVC-U body
• Double action
• Joint in EPDM

• 空气/真空解除阀
• PVC-U阀体
• 双功能
• EPDM垫片

• Valvola di sfiato aria
• Corpo in PVC-U
• Doppio effetto
• O-ring in EPDM

• Be/Entlüftungsventil
• PVC-U Gehäuse
• Doppeleffekt
• O-Ringe EPDM

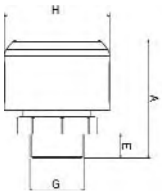

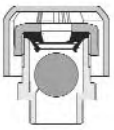

D	CODE	REF.	DN	PN	E	H	A
1½"	22803	05 90 850	40	12	21	92	102

Drain valves
取样阀
Valvole di spurgo
Entleerungsventil

FEATURES

- Ball valve.
- Compact body.
- Available in ABS / PVC.
- Connections to rigid pipe or PE flexible pipe.
- Very useful in drain circuits.
- Working pressure: PN 6 / 10.
- Female threaded end connectors.
- BSP threaded versions.
- Threaded connections must be wrapped with Teflon tape.

特点

- 球阀
- 紧奏型阀体
- ABS / PVC.
- 连接到硬管上或PE弹性管上
- 在排水系统中非常有用
- 运转压强：PN 6 / 10.
- 内螺纹阀端
- BSP螺纹版本
- 牙口连接上需裹Teflon胶带

CARATTERISTICHE

- Valvola a sfera.
- Corpo compatto.
- Disponibile in ABS / PVC.
- Connessioni con tubo rigido o con portagomma per tubo flessible in PE.
- Molto utilizzata nei circuiti di spurgo.
- Pressione di lavoro: PN 6 / 10.
- Connessione filetto femmina.
- Versioni filettate: BSP.
- Le connessioni filettate devono sempre essere realizzate con l'utilizzo di nastri in Teflon..

KENNDATEN

- Kugelhahn.
- Kompaktbauweise.
- In ABS / PVC erhältlich.
- Anschlussmöglichkeit für Rohre und Schläuche aus PE.
- Besonders für Entlüftungsrohr-systeme geeignet.
- Arbeitsdruck: PN 6 / 10.
- Anschluss mittels Gewindemuffen und -stutzen.
- Gewindeversionen: BSP.
- Die Verwendung von Teflonband wird empfohlen.

ABS. **90**. MT

- Drain valve
- ABS body
- BSP male thread
- Seating joints in HDPE

- 取样阀
- ABS阀体
- BSP外螺纹
- HDPE垫片

- Valvola di spurgo
- Corpo in ABS
- Filetto maschio BSP
- Guarnizione sagomata sfera in HDPE

- Entleerungsventil
- ABS Gehäuse
- Gewindemuffe BSP
- Kugelsitzdichtung HDPE

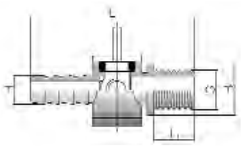

G	CODE	REF.	PN	L	L_1	H	H_1
¼"	11656	05 90 612	6	54	10	10	19

UP. **90**. MT

- Drain valve
- PVC-U body
- BSP male x female thread
- Seating joints in HDPE

- 取样阀
- PVC-U阀体
- BSP外螺纹 × 内螺纹
- HDPE垫片

- Valvola di spurgo
- Corpo in PVC-U
- Filetto maschio x femmina BSP
- Guarnizione sagomata sfera in HDPE

- Entleerungsventil
- PVC-U Gehäuse
- Gewindestutzen/-muffe BSP
- Kugelsitzdichtung HDPE

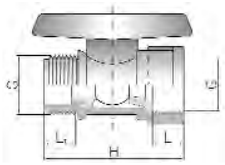

G	CODE	REF.	PN	L	L_1	H
¾"	02579	05 90 625	10	12	12	50

PVC-U PIPES

PVC-U管子

Cepex®

RECOMMENDATIONS FOR PVC-U PIPE INSTALLATION

A. Dilatations calculation:
PVC-U dilatation coefficient = 0,08 mm/m °C
ΔT = temperature change en °C
ΔL = contraction or expansion in mm
a = necessary length to flex
D = diameter
L= length in m.

PVC-U管件安装介绍

A. 膨胀计算：
PVC-U膨胀系数= 0,08mm/m °C
Δ T =温度变化
Δ L =收缩或膨胀
a = 允许伸缩长度
D = 直径
L=长度

RACCOMANDAZIONI PER L'INSTALLAZIONE DI TUBI IN PVC-U

A. Calcolare le dilatazioni:
Coefficiente di dilatazione del PVC-U = 0,08 mm/m °C
ΔT = cambio di temperatura en °C
ΔL = contazione o espansione in mm
a = lunghezza necessaria per la flessione
D = diametro
L= lunghezza in m.

ROHR-INSTALLATIONS-ANLEITUNG

A. Rohrausdehnung kalkulieren:
PVC Wärmeausdehnungs-Koeffizient = 0,08 mm/m °C
ΔT = Temperaturwechsel °C
ΔL = Kontraktion oder Ausdehnung in mm
a = notwendige Dehnungslänge
D = Durchmesser
L = Länge in m.

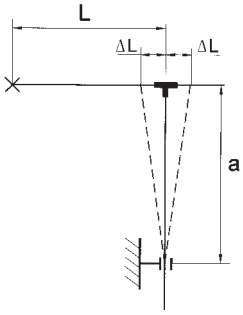

$$\Delta L = L \times \Delta T \times 0{,}08$$

$$a = 33{,}5\sqrt{D \times \Delta L}$$

B. Fix points distribution:
Place the fixing points (F) in order to equalise the free dilatation lengths (Fig. 1).

Sometimes it is necessary to put espansion curls in order to compensate the length changes (Fig. 2).

B. 固定点分布：
固定某些点的平衡自由膨胀长度(图. 1)

有时需要考虑膨胀吸收来校正长度变化(图. 2)

B. Distribuzione dei punti fissi:
Posizionare i punti fissi (F) in modo da ripartire equamente le lunghezze libere (Fig. 1).

In certi casipuò essere necessario ricorrere a curve di espansione per compensare i cambiamenti di lunghezza (Fig. 2).

B. Fixpunkt-Verteilung:
Die Fixpunkte sind so zu legen, dass die freien Längen, die sich ausdehnen könen, genau gemittelt sind (Fig. 1).

In gewissen Fällen können, um Längenänderungen zu kompensieren, Expansions-Schleifen notwending werden (Fig. 2).

图.1

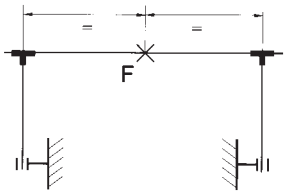

图.2

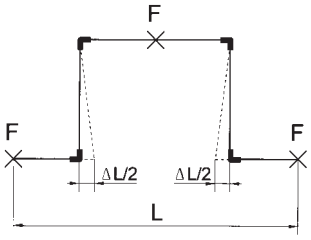

C. Compensed installation:
When working temperature is notably higher than the installation temperature we can compensate the dilatations when assembling.

C. 校正安装
当工作温度明显高于安装温度时，我们可以在安装时校正相应的膨胀。

C. Installazione compensata:
Quando la temperatura di esercizio è notevolmente superiore a quella della installazione, le dilatazioni possono essere compensate durante il montaggio.

C. Ausgleich-Installation:
Wenn die Arbeitstemperatur wesentlich höher ist als die Temperatur bei der Installation, können sich die Längendehnungen während der Montage ausgleichen.

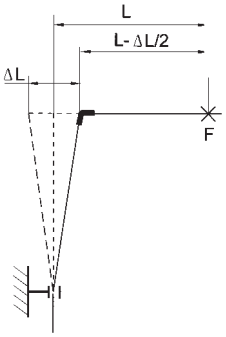

PIPES/管子

UP. 00. SF

- Materils:PVC-U Polyvinyl chloride
- Color:Charcoal
- Size:UNE-EN 1452-2
- Strength:4m,6m

- 材料：PVC-U聚氧乙烯
- 颜色：深灰色RAL7024
- 尺寸：UNE-EN 1452-2
- 管道长度：4米,6米

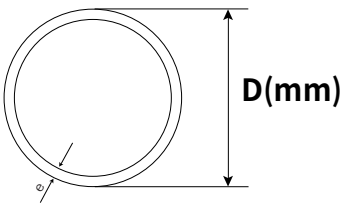

D	CODE	REF.	DN	PN	e(mm)
Nominal pressure PN based on service (design) coefficient/ 设计安全参数C =2.5					
40	02708	05 00 040 10	32	10	1.9
50	02709	05 00 050 10	40	10	2.4
63	02710	05 00 063 10	50	10	3.0
75	02711	05 00 075 10	65	10	3.6
90	02712	05 00 090 10	80	10	4.3
Nominal pressure PN based on service (design) coefficient/ 设计安全参数C =2.0					
110	02713	05 00 040 10	100	10	4.2
125	02714	05 00 050 10	110	10	4.8
140	02715	05 00 063 10	125	10	5.4
160	02716	05 00 075 10	150	10	6.2
200	02718	05 00 090 10	175	10	7.7
225	02719	05 00 040 10	200	10	8.6
250	02720	05 00 050 10	225	10	9.6
315	02721	05 00 063 10	300	10	12.1
400	02722	05 00 075 10	400	10	15.3
500	-	05 00 090 10	500	10	19.1

D	CODE	REF.	DN	PN	e(mm)
Nominal pressure PN based on service (design) coefficient/ 设计安全参数C =2.5					
25	02723	05 00 025 16	20	16	1.9
32	02724	05 00 032 16	25	16	2.4
40	02725	05 00 040 16	32	16	3.0
50	02726	05 00 050 16	40	16	3.7
63	02727	05 00 063 16	50	16	4.7
75	02728	05 00 075 16	65	16	5.6
90	02729	05 00 090 16	80	16	6.7
Nominal pressure PN based on service (design) coefficient/ 设计安全参数C =2.0					
110	02730	05 00 110 16	100	16	6.6
125	02731	05 00 125 16	110	16	7.4
140	02732	05 00 140 16	125	16	8.3
160	02733	05 00 160 16	150	16	9.5
200	02734	05 00 200 16	175	16	11.9
225	02735	05 00 225 16	200	16	13.4
250	02736	05 00 250 16	225	16	14.8
315	02737	05 00 315 16	300	16	18.7
400	02738	05 00 400 16	400	16	23.7

D	CODE	REF.	DN	PN	e(mm)
Nominal pressure PN based on service (design) coefficient/ 设计安全参数C =2.5					
16	02723	05 00 016 20	10	20	1.5
20	02724	05 00 020 20	15	20	1.9
25	02725	05 00 025 20	20	20	2.3
32	02726	05 00 032 20	25	20	2.9
40	02727	05 00 040 20	32	20	3.7
50	02728	05 00 050 20	40	20	4.6
63	02729	05 00 063 20	50	20	5.8
75	02728	05 00 075 20	65	20	6.8
90	02729	05 00 090 20	80	20	8.2

INFORMATION

目录

INFORMACION

INFORMACAO

Cepex®

Conversions / 换算 / Conversioni / Umwandlungstabellen

公制 ↓ 英国&美国标准

- Length / 长度 / Lunghezza / Länge
  M x 3,28 = ft
  mm x 0,039 = in
- Volume / 体积 / Volume / Volumen
  m^3 x 35,31 = ft^3
  L x 0,22 = UK Gall
  L x 0.2642 = USGall
- Weight / 重量 / Peso / Gewicht
  Kg x 2,2 = lb
- Pressure / 压力 / Pressione / Druck
  Bar x 15 = PSI
  kPa (kN/m^2)x 0,150 = PSI
  kPa (kN/m^2)x 0,01 = Bar
  kPa (kN/m^2)x 0,33 = ft.hd.
  kPa (kN/m^2)x 4 = in.w.g.
- Velocity / Flow rate
  速率 / 流量
  Velocità / Portata
  Durchfluss
  l/s x 13,2 = GPM
  kg/s x 7937 = lbs/hr
  m^3/s x 2119 = ft^3/min
  m^3/h x 0,588 = ft^3/min
  m/s x 197 = ft/min
  m/s x 3,28 = ft/s

英国&美国标准 ↓ 公制

- Length / 长度 / Lunghezza / Länge
  ft x 0,305 = M
  in x 25,4 = mm
- Volume / 体积 / Volume / Volumen
  ft^3 x 0,028 = m^3
  UK Gall x 4,546 = L
  USGall x 3,785 =L
- Weight / 重量/ Peso / Gewicht
  lb x 0,45 = Kg
- Pressure / 压力/ Pressione / Druck
  PSI x 0,069 = Bar
  PSIx 6,89 = kPa (kN/m^2)
  Barx 100 = kPa (kN/m^2)
  ft.hd.x 2,98 = kPa (kN/m^2)
  in.w.g.x 0,249 = kPa (kN/m^2)
- Velocity / Flow rate
  速率 / 流量
  Velocità / Portata
  Durchfluss
  GPM x 0,076 = l/s
  lbs/hr x 0,000126 = Kg/s
  ft^3/min x 0,000472 = m^3/s
  ft^3/min x 1,7 = m^3/h
  ft/min x 0,0051 = m/s
  ft/s x 0,305 = m/s

TEMPERATURE
温度
TEMPERATURA
TEMPERATUR

(°C x 1,8) + 32 = °F
(°F - 32) x 0,555 = °C

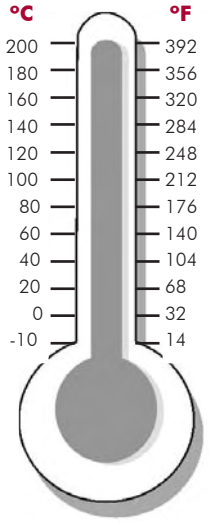

Useful tables / 有用表格 / Tavole utili / Nützliche Tabellen

LENGTH
长度
LUNGHEZZA
LÄNGEN

毫米 (mm)	米 (m)	英寸 (in)	英尺 (ft)	码 (yd)
1	0,001	0,0394	0,0033	0,0011
1000	1	39,3701	3,2808	1,0936
25,4	0,0254	1	0,0833	0,0278
304,8	0,3048	12	1	0,3333
914,4	0,9144	36	3	1

VOLUME
体积
VOLUME
VOLUMEN

立方米 (m^3)	立方厘米 (cm^3)	升 (l)	立方英寸 (in^3)	立方英尺 (ft^3)	英国加仑 (UK gal)	美国加仑 (US gal)
1	1000000	999,972	61023,7	35,3147	219,969	264,172
0,000001	1	0,000 9997	0,0610	0,0000353	0,0022	0,0026
0,001	1000,028	1	61,0255	0,0353	0,22	0,2642
0,000016	16,3871	0,0164	1	0,00058	0,0036	0,0043
0,0283	28316,8	28,3161	1728	1	6,2288	7,4805
0,0045	4546,09	4,546	277,419	0,1605	1	1,201
0,0038	3785,41	3,7853	231	0,1337	0,8327	1

VELOCITY
速率
VELOCITÀ
GESCHWINDIGKEIT

米/秒 (m/s)	英尺/秒 (ft/s)	英尺每分钟 (ft/m)	千米/小时 (km/h)	英里/每小时 (mile/h)
1	3,208	0,0547	3,6	2,2369
0,3048	1	0,0167	1,097	0,6818
18,288	60	1	65,8368	40,9091
0,2778	0,9113	0,0152	1	0,6214
0,4470	1,4667	0,0245	1,6903	1

VOLUMETRIC RATE OF FLOW (LIQUID)
水温体积率（流量）
RAPPORTI VOLUMETRICI DI FLUSSO (LIQUIDO)
VOLUMETRISCHER DURCHFLUSS

升/秒 (l/s)	升/分钟 (l/m)	立方米每分钟 (m^3/h)	立方英尺每小时 (ft^3/h)	立方英尺每分钟 (ft^3/m)	英国加仑每分钟 (UK gal/m)	美国加仑每分钟 (US gal/m)	美国桶/天 (US barrel/D)
1	60	3,600	1127,136	2,1189	13,1986	15,8508	543,456
0,0167	1	0,0600	2,1189	0,3532	0,22	0,2642	9,0576
0,2778	16,6666	1	35,3147	0,5886	3,6662	4,4029	150,956
0,0079	0,4719	0,0283	1	0,1067	0,1038	0,1247	4,2746
0,4719	28,316	1,6990	60	1	6,2288	7,4805	256,475
0,0758	4,546	0,2728	9,6326	0,1605	1	1,201	41,1754
0,0631	3,7853	0,2271	8,0208	0,1337	0,8327	1	4,2857
0,0018	0,1104	0,0066	0,2339	0,0039	0,0243	0,0292	1

Chemical resistance of plastics & rubber seals
塑料和橡胶密封的化学耐腐性
en caoutchouc
Resistenze chimiche dei materiali plastici ed elastomerici
Resistenz gegen chemische Materialien

GENERAL INFORMATION

• The information provided in this section are general indications of the chemical resistance of the different materials non submitted to pressure.
•We take into account the different applications from the used materials as well as the usual conditions of work, particulary the temperatures and concentrations of the chemical fluid that is in contact with the material.
• In the case of mixing different chemical agents or to evaluate the behavior in the presence of internal or external mechanical efforts, it will be necessary to carry out additional tests.

概述

• 在这部分目录中大概指出了无压力状态下不同材质抗化学腐蚀性.
• 我们用阐述的是诸如在通常工作状态、特定温度下、化学液体浓缩条件下，相关材质的不同应用。
• 在这样的混合化学药剂或评估内部外部存在的化学作用力后，有必要进行附加的测试。

INFORMAZIONI GENERALI

• Le informazioni contenute in questa sezione sono indicazioni generali inerenti la resistenza chimica dei differenti materiali non sottoposti a pressione.
• Si tengano presenti le differenti applicazioni dei materiali impiegati come del resto le condizioni di lavoro, in particolare le temperature e le concentrazioni del fluido che venga in contatto con i materiali menzionati.
• Nel caso di differenti soluzioni chimiche o per valutare il comportamento in presenza di sforzi meccanici interni od esterni, sarà necessario effettuare prove aggiuntive di laboratorio.

ALLGEMEINE INFORMATION

• Dieser Abschnitt beinhaltet allgemeine Angaben über die chemische Resistenz der verschiedenen Materialien, die keinem Druck ausgesetzt sind.
• Über die verschiedenen Einsatzmöglichkeiten des Materials hinaus, sind auch die gewöhnlichen Arbeits-bedingungen und besonders die Temperaturen und die unterschiedlichen Konzentrationen der chemischen Flüssigkeiten, die mit dem Material in Kontakt kommen, zu berücksichtigen.
• Zusätzliche Prüfungen werden notwendig, wenn verschiedene chemische Produkte vermischt werden oder um das Verhalten des Materials bei internem und externem mechanischem Druck zu testen.

CLASSIFICATION

• **Resistant:** within the acceptable limits of pressure and temperature the material is not affected or insignificantly affected.

• **Limited resistance:** the media can attack the material partially or cause swelling. The service life is reduced. It is advisable to reduce the conditions of pressure and temperature of work.

• **Not recommended:** the material is seriously damaged. It is not recommended the use.

种类

• **完全耐腐：**在可接受压力和温度范围内，材料没有被影响或影响很小。
• **有条件耐腐：**其可以在侵蚀部分材料或引起膨胀，服务周期被降低，建议降低工作时的压力和温度。
• **不推荐：**材料会被严重损坏，不推荐使用。

CLASSIFICAZIONE

• **Resistente:** All'interno dei limiti accettabili di Pressione e Temperatura il materiale risulta inalterato o non significativamente aggredito.

• **Resistenza limitata:** La sostanza chimica può lievemente aggredire il materiale o causare rigonfiamenti. La durata di esercizio viene ridotta. E' consigliabile ridurre le condizioni di lavoro sia in termine di Pressione che di Temperatura.

• **Non raccomandato:** Il materiale risulta seriamente danneggiato. Non se ne raccomanda l'uso.

KLASSIFIZIERUNG

• **Beständig:** innerhalb des zulässigen Druckes und der zulässigen Temperatur bleibt das Material beständig oder etwaige Veränderungen sind unbedeutend.

• **Bedingt beständig:** Das Medium kann das Material teilweise angreifen oder ein Aufquellen verursachen. Die Lebensdauer des Materials wird dadurch verkürzt. Es ist ratsam, den Druck und die Temperatur abzusenken.

• **Nicht empfehlenswert:** Das Material wird angegriffen. Sollte nicht angewendet werden.

R	Resistant	有完全耐腐	Resistente	Beständig
L	Limited resistance	有条件耐腐	Resistenza limitata	Bedingt beständig
N	Not recommended	不推荐	Non raccomandato	Nicht empfehlenswert

SOLVENT SOCKET UNIONS

• The PVC solvent cemented unions are generally as resistant as the PVC. The following chemical agents are an exception (the union is classified as "condicionally resistant"):

Sulfuric acid (H_2SO_4) in concentrations higher than 70%.
Acid hydrochlorate(HCl)in concentrations higher than 25%.
Nitric acid(HNO_3) in concentrations higher than 20%.
Acid hydrofluoric(HF).

平口连接由任

• PVC平口粘结连接处大多如同PVC一样抗腐蚀，下面的化学药剂除外（连接被拆分为有条件腐蚀）
Sulfuric acid(H_2SO_4)高于70%的浓度
Acid hydrochlorate (HCl)高于25%的浓度
Nitric acid (HNO_3)高于20%的浓度
Acid hydrofluoric (HF) .

UNIONI AD INCOLLAGIO

• Le unioni incollate con collanti a base di PVC sono generalmente tanto resistenti quanto il PVC stesso. I seguenti acidi sono una eccezione (il collante viene classificato come "resistente sotto condizione"):

Acido solforico(H_2SO_4) in concentrazione superiore al 70%.
Acido cloridrico (HCl) in concentrazione superiore al 25%.
Acido nitrico (HNO_3) in concentrazione superiore al 20%.
Acido fluoridrico (HF) in ogni concentrazione.

KLEBEANSCHLÜSSE

• Klebeverbindungen mit PVC-Klebern sind im allgemeinen so beständig wie das PVC selbst. Der Kontakt mit folgenden chemischen Produkten bildet eine Ausnahme (die Verbindung kann als "bedingt beständig" eingestuft werden:

Schwefelsäure (H_2SO_4) in Konzentrationen über 70%
Salzsäure (HCl) in Konzentrationen über 25%
Salpetersäure (HNO_3) in Konzentrationen über 20%
Fluorwasserstoffsäure (HF).

符号	材质	化学耐腐	工作量最大温度 (°C) Constant	Short term
ABS	Acrylonitrile-butadiene-styrene 丙烯腈–丁二烯–苯乙烯共聚物 Acrilonitrile butadiene stirene Acrylnitril-Butadien-Styrol	Resistant: salt solutions, diluted acids and alkalis, saturated hydrocarbons, alcohol, mineral oils and fats. Not resistant to concentrated inorganic acids, aromatic or chlorinated hydrocarbons, esters and ketones. 可抗性：盐溶液，被稀释的酸和碱，饱和的碳氢化合物，酒精，矿物油和油脂。 不可抗性：浓的无机酸，芳香类或氯化的碳氢化合物，酯类和酮。 Resistente: sol. saline acquose, acidi e alcali diluiti, idrocarburi saturi, alcoli, oli minerali e grassi. Non resistente: acidi inorganici concentrati, idrocarburi aromatici e clorati, esteri e chetoni. Beständig gegen: Salzlösungen, verdünnte Säuren und Alkalien, gesättigte Kohlenwasserstoffe, Spiritus, Mineralöle und Fette. Nicht beständig gegen: Starke anorganische Säuren, aromatische oder gechlorte Kohlenwasserstoffe, Ester und Ketone.	70	-
EPDM	Ethylene-propylene-diene terpolymers 乙烯–丙烯–二烯三元共聚物 Elastomero etilene propilene Ethylene-Propylene-Diene	Good resistance to ozone and weather. Resistant to ketones and alcohols. Not resistant to oils, fats and strong acids or alkalis. 对臭氧和一般化合物有好的耐腐性。 可抗性：酮和酒精。 不可抗性：油，脂类化合物和强酸及强碱。 Buona resistenza all'ozono e all'invecchiamento. Resistente a chetoni e alcoli. Non resistente a oli, grassi, acidi o alcali forti. Gute Beständigkeit gegen: Ozon und gegen Witterungseinflüsse.Beständig gegen Ketone und Spiritus. Nicht beständig gegen: Öle, Fette und starke Säuren oder Alkalien.	45/90	120
EVA	Vinil Ethilen Acetate EV醋酸盐制品 Etilenvinil acetato Vinyl Ethylen Azetat	Good resistance to most non-oxidizing acids, alkalis and salt solutions. Not resistant oxidicing acids, halogens, hydrocarbons, alcohols, esters and ketones. 对大多数非氧化性酸,碱及盐溶液有好的耐腐性。 不可抗性：氧化性酸，卤素，碳氢化合物，酒精，酯类和酮。 Resistente: acidi non ossidanti, alcoli e alcali. Non resistente: acidi ossidanti, alogeni, idrocarburi, alcoli, esteri, chetoni, oli e grassi. Gute Beständigkeit gegen: die meisten nicht-oxidierenden Säuren, Alkalien und Salzlösungen. Nicht beständig gegen: oxidierende Säuren, Halogene, Kohlenwasserstoffe, Spiritus, Ester und Ketone.	45	-
FPM (Viton®)	Fluorinated rubbers 氟化橡胶 Elastomero fluorato Fluorcarbon	Resistant to most chemical products. 可抗性：多数化学制品。 Compatibile con la maggior parte dei prodotti chimici. Beständig gegen die meisten chemischen Produkte.	150	200
NBR	Nitrile rubber 腈橡胶 Elastomero butadiene acrilonitrile Nitril-Butadien-Kautschuk	Good resistance to oils and petroleum. 对油及石油有好的耐腐性。 Buona resistenza agli oli e al petrolio. GuteBeständigkeit gegen: Öl und Erdöl.	90	120
PE-HD	High-density polyethylene 高密度聚乙烯 Polietilene ad alta densità Polyethylen hoher Dichte	Resistant: diluted acids, alkalis, salt solutions, water, alcohols, esters, fats and gasoline. Not resistant to strong oxidizing. It swells with aromatic and aliphatic hydrocarbons. 可抗性：稀释的酸及碱，盐溶液，水，酒精，酯类和汽油。 不可抗性：强氧化物，遇芳香,脂肪族碳氢化合物会膨胀。 Resistente: acidi diluiti, alcali, soluzioni saline, acqua, alcool, esteri, oli e benzina. Non resistente a: ossidanti forti. Si gonfia con idrocarburi alifatici e aromatici. Gute Beständigkeit gegen: verdünnte Säuren, Alkalien, Salzlösungen, Wasser, Spiritus, Ester, Fette und Benzin. Nicht beständig gegen: Starke Oxidationsmittel. Er quilt mit aromatischen und aliphatischen Kohlenwasserstoffen.	60	80
PP	Polypropylene 聚丙烯 Polipropilene Polypropylen	Resistant: hidrous solutions of inorganic acid, weak organic acids, bleach, alcohols and some oils. Not resistant: strong oxidizings, halogenated hydrocarbons, it swells with aliphatic and aromatic hydrocarbons. 可抗性：无机酸溶液，弱的有机酸，漂白液，酒精及某些油类。 不可抗性：强氧化物，卤化的碳氢化合物，遇芳香，脂肪族碳氢化合物会膨胀。 Resistente a: soluzioni acquose di acidi inorganici, acidi organici deboli, candeggine, alcool e alcuni grassi. Non resistente a: ossidanti forti, idrocarburi alogenati, si gonfia con idrocarburi alifatici e aromatici. Gute Beständigkeit gegen: wässrige Lösungen der anorganischen Säuren, schwache organischen Säuren, Salzlösungen, Spiritus und Öle. Nicht beständig gegen: starke Oxidationsmiitel, halogenierte Kohlenwasserstoffe, quilt mit den aliphatischen und aromatischen Kohlenwasserstoffen.	80	110
PTFE (Teflon®)	Polytetrafluoroehylene 聚四氟乙烯 Politetrafluoroetilene Polytetrafluoroethylen	Resistant to all chemicals in this list. 可抗性：对这张名单陈列出的所有化学制品。 Resistente a tutti i prodotti appartenenti alla lista. Beständig gegen alle Chemikalien in dieser Liste.	250	300
PVC-C	Chlorinated polyvinyl chloride 氯化聚氯乙烯 Policloruro di vinile clorinato Chloriertes Polyvinylchlorid	Resistant: solutions of salts, acids and alkalis and organic compounds dissolved in water. Not resistant to aromatic or chlorinated hydrocarbons. 可抗性：盐,酸和碱溶液,及溶解在水中有机化合物。 不可抗性：芳香或氯化的碳氢化合物。 Resistente a: soluzioni di acidi, alcali, sali e composti organici disciolti in acqua. Non resistente a idrocarburi aromatici ne clorati. Gute Beständigkeit gegen: Salzlösungen, verdünnte Säuren und Alkalien. Nicht beständig gegen: aromatische oder gechlorte Kohlenwasserstoffe.	90	105
PVC-U	Unplasticised polyvinyl chloride 未塑化聚氯乙烯 Policloruro di vinile non plastificato Polyvinylchlorid ohne Weichmacher	Resistant: solutions of salts, acids and alkalis and organic compounds dissolved in water. Not resistant to aromatic or chlorinated hydrocarbons. 可抗性：盐,酸和碱溶液,及溶解在水中有机化合物。 不可抗性：芳香或氯化的碳氢化合物。 Resistente a: soluzioni di acidi, alcali, sali e composti organici disciolti in acqua. Non resistente a idrocarburi aromatici ne clorati. Gute Beständigkeit gegen: Salzlösungen, verdünnte Säuren und Alkalien. Nicht beständig gegen: aromatische oder gechlorte Kohlenwasserstoffe.	45	60

Teflon® is a registered trademark of DuPont. Viton® is a registered trademark of DuPont Dow Elastomers.
Teflon®是DuPont的注册商标 Viton®是DuPont Dow Elastomers的注册商标
Teflon® è un marchio registrato di DuPont. Viton® è un marchio registrato di DuPont Dow Elastomers.
Teflon® ist ein eingetragenes Warenzeichen von DuPont. Viton® ist ein eingetragenes Warenzeichen von DuPont Dow Elastomers.

STANDARDS

This list has been made on the basis of different sources of information, among them the following standards:

UNE 53389 IN "Tubos y accesorios de materiales plásticos. Tabla de clasificación de la resistencia química".

ISO/TR 10358 "Plastics pipes and fittings; Combined Chemical resistance classification table"

ISO/TR 7620 "Chemical resistance of rubber material"

标准

本表的编辑参照了下列标准：

UNE 53389 IN塑料材质，抗化学腐蚀

ISO/TR 10358塑料管道和管件—化学耐腐蚀性综合分类表

ISO/TR7620橡胶材料的耐腐蚀性

STANDARDS

Questa lista è stata stilata sulla base di differenti fonti normative tra le quali:

UNE 53389 IN "Tubos y accesorios de materiales plásticos. Tabla de clasificación de la resistencia química".

ISO/TR 10358 "Plastics pipes and fittings; Combined Chemical resistance classification table"

ISO/TR 7620 "Chemical resistance of rubber material"

STANDARDS

Diese Liste ist aufgrund von unterschiedlichen Quellen der Informationen, unter ihnen die folgenden Standards gebildet worden:

UNE 53389 IN "Tubos e acessórios de materiais plásticos. Tabela de classificação da resistência química".

ISO/TR 10358 "Plastics pipes and fittings; Combined Chemical resistance classification table"

ISO/TR 7620 "Chemical resistance of rubber material"

CONCENTRATION (CONC.)

Dil. Sol. Dilute aqueous solution at a concentration equal to or less than 10%.

Sol. Aqueous solution at a concentration higher than 10%, but no saturated.

Sat. Sol. Saturated aqueous solution, prepared at 20°C.

Sol. trab. Working solution of the concentration usually used in the industry concerned.

Susp. Solid suspension in a solution saturated at 20°C.

Tg. At least of technical quality.

Tg-s. Technical quality, solid.

Tg-l. Technical quality, liquid.

Tg-g. Technical quality, gas.

The concentrations, unless it is said the opposite, are expressed like percentage in mass to 20°C.

浓度

Dil. Sol. 弱aqueous溶解（在相同浓度或少于10%.）

Sol. 高于10% Aqueous溶解，但无标准

Sat. Sol. Aqueous溶解，要求20°C

Sol. trab. 工作中的溶解通常在相关工业方面

Susp. 溶解在20°C时形成的固体停止

Tg. 至少化学性能

Tg-s. 化学性能，固体燃料

Tg-l. 化学性能，液体

Tg-g. 化学性能，气体

除非有另一种说明，溶解大多百分比都在20°C情况下。

CONCENTRAZIONE (CONC.)

Dil. Sol. Soluzione acquosa diluita ad una concentrazione uguale o minore del 10%.

Sol. Soluzione acquosa ad una concentrazione superiore del 10%, però non satura.

Sat. Sol. Soluzione acquosa saturata, preparata a 20°C.

Sol. trab. Soluzione di lavoro con concentrazione abitualmente impiegata nell'industria.

Susp. Sospensione di solidi in una soluzione satura a 20°C.

Tg. Al minimo di qualità tecnica.

Tg-s. Qualità tecnica, solido.

Tg-l. Qualità tecnica, liquido.

Tg-g. Qualità tecnica, gas.

Le concentrazioni, a meno di indicazioni contrarie, sono espresse come percentuale in massa a 20°C.

ZUSAMMENFASSUNG (CONC.)

Dil. Sol. Wässrige Lösung, Konzentration < 10%.

Sol. Wässrige Lösung, Konz. > 10%, jedoch nicht gesättigt.

Sat. Sol. Gesättigte wässrige Lösung bei 20° C.

Sol. trab. Arbeitslösung mit der in der betreffenden Industrie üblichen Konzentration.

Susp. Festkörpersuspension in einer gesättigten Lösung bei 20°C.

Tg. Minimale technische Qualität.

Tg-s. Technisches Merkmal, Festkörper.

Tg-l. Technisches Merkmal, Flüssigkeit.

Tg-g. Technisches Merkmal, Gas.

Wenn nicht anders angezeigt, sind Flüssigkeitskonzentrationen als Prozent in Masse bei 20°C angegeben.

COMPRESIBLE MEDIA

When we work with a low boiling point fluid, as are the case of liquefied gases or gases dissolved in liquids, it must be considered the vapor pressure of the media.

In addition, the gas loosening (due to changes in media) or the vaporization (caused by excess of pressure) have to be prevented by limiting the working temperature and the overpressures. It must be considered that in these cases that cause gas flights, we will be in dangerous conditions of work.

压缩

当我们在低热状态下工作时，如液化气，或气体溶解在液体中时，必须要考虑中间的蒸汽压力。
另外，气体释放（由于中间转换）或者蒸发（由于过量的压力），在极限温度工作及超强压力下，不得不制止。必须明确在这些状态下导致气体打散，我们将处于危险的工作环境下。

SOSTANZE COMPRIMIBILI

Quando si lavori con sostanze a basso punto di ebollizione, come nel caso dei gas liquidi o gas diluiti in liquidi, la pressione di vapore della sostanza deve essere tenuta in considerazione.
Inoltre, la fuga (dovuta a cambiamenti della sostanza) o la vaporizzazione di gas (provocata da un eccesso di pressione) deve essere prevenuta limitando le temperature di lavoro e le sovrapressioni. Nei casi in cui ci possano essere fughe di gas, si dovrà porre particolare attenzione poiché le condizioni di lavoro potranno essere pericolose.

KOMPRIMIERBARE MEDIEN

Bei Arbeiten mit Flüssigkeiten, die knapp unter dem Siedepunkt liegen, wie z. B. bei Flüssiggasen oder freigesetzten Gasen in Flüssigkeiten, muss der Dampfdruck des Mediums berücksichtigt werden.
Um einem Ausgasen (aufgrund von Veränderungen im Medium) oder einer Verdampfung (hervorgerufen durch Überdruck) vorzubeugen, sind die zulässige Arbeitstemperatur und der zulässige Druck einzuhalten. Zu beachten ist, dass Gasaustritte eine besondere Gefahr darstellen.

EXCLUSION OF RESPONSABILITY

The information in this section has been supplied by sources that, we think, are trustworthy. However, it is provided without no guarantee, express or implicit, of its exactitude.

The conditions or methods of manipulation, storage or use of the material are out of our control and/or knowledge. By this and other reasons, we did not assume responsibility and we resigned specifically to the obligations of damages caused or related to the information expressed here.

责任排除

我们认为这部分提及的信息有可信度，但其不基于相关认证的基础上。

由于在此种情况下操作、贮藏及使用材料不在我们的控制范围内，因此我们对由此造成的损失不承担相关责任。

ESCLUSIONE DI RESPONSABILITÀ

Le informazioni contenute in questa sezione sono state ottenute da fonti che, riteniamo affidabili. Ciò nonostante, vengono date senza nessuna garanzia, espressa o tacita, in relazione alla loro esattezza.

Le condizioni o metodi di manipolazione, stoccaggio o impiego del materiale risultano al di fuori del nostro controllo e/o conoscenza. Per questo ed altri motivi, non ci assumiamo responsabilità e rinunciamo espressamente alle obbligazioni di richiesta danni o in relazione alle informazioni qui espresse.

HAFTUNG

Die Angaben in diesem Abschnitt sind aus zuverlässigen Quellen, für die wir jedoch keine Gewährleistung übernehmen

Die Arbeitsbedingungen oder -methoden, Lagerhaltung oder der Materialeinsatz liegen außerhalb unserer Kontrolle und Kenntnis. Wir übernehmen daher keine Haftung und es können keine Regressansprüche gestellt werden.

PRODOTTO	产品	PRODUIT	FORM.	CONC.	TEMP °C	TEMP °F	EVA	EPDM	FPM	NBR	PE-HD	PP	PVC-U	PVC-C	ABS
Olio di Ricino	蓖麻油	Huile de Ricin		100	20	68	N							N	
					50	122	N								
Olio di Canfora	樟脑油	Huile de Camphre		Tg-L	20	68						N		N	
					60	140						N			
					100	212						N			
Olio di Mandorle	杏仁油	Huile des Amandes		Tg-L	20	68						R		N	
Olio di Arachidi	花生油	Huile d'Arachide		Sol. trab.	20	68						R		N	
					60	140						R			
Olio di Cocco	椰子油	Huile de Noix de Coco		Sol. trab.	20	68						R		N	
Olio di Fegato di Merluzzo	鱼肝油	Huile de Foie de Morues		Sol. trab.	20	68								N	R
					50	122									R
Olio di Palma	棕榈油	Huile de Palme			20	68		N	R	R				N	
					40	104			R	R					
					60	140			R	L					
Olio di Lino	亚麻子油	Huile de Lin		Sol. trab.	20	68			R	R		R		N	R
					50	122									N
					60	140			R	R		R			
					100	212						R			
Olio di Mais	玉米油	Huile de Maïs		Sol. trab.	20	68			R	R		R		N	R
					60	140			R	R		L		N	
Olio di Menta	薄荷油	Huile de Menthe		Sol. trab.	20	68						R		N	
Olio di Oliva	橄榄油	Huile d'Olive		Sol. trab.	20	68		N	R	R		R		N	R
					50	122			R	R					R
					60	140			R	R		R			
					80	176			R						
Olio di Paraffina	煤油	Huile de Parafine		Tg-L	20	68		N	R	R		R		R	
					40	104			R	L				R	
					60	140			R	L		L			
					80	176			L						
Olio di semi di Cotone	棉籽油	Huile de Coton		Sol. trab.	20	68	N					R		N	R
					50	122	N					R		N	R
					60	140						R		N	
Olio di Silicone	硅酮油	Huile de Silicone		Tg-L	20	68		R	R	R		R		R	R
					60	140		R	R	R		R			
					100	212						R			
Olio di Soia	大豆油	Huile de Soja		Sol. trab.	20	68						R		N	
					60	140						L			
Olio di Trementina	松木油	Huile de Térébenthine			20	68		N	R	L				N	
					40	104			R						
					60	140			R						
Olio Lubrificante	润滑油	Huile de Graissage		Tg-L	20	68		N	R	R				R	
					40	104			R	R					
					60	140			R	L					
					80	176			L						
					100	212			N						
Olio Minerale	矿物油	Huiles Minérales		Sol. trab.	20	68	L		R	R	R		R	R	
					40	104			R	R					
					50	122	N								
					60	140					L		R		
					80	176			R	R					
Oli e Grassi	油，油脂	Huile et Graisses		Tg-L	20	68		N	R	R	R		R	N	
					60	140			R	R	L		R		
Acetaldeide	乙醛	Acétaldéhyde	CH_3CHO	40	20	68		R	R	N	R		N	N	N
					40	104		R	R						
					60	140		R	L		L		N	N	
					80	176		R	N						
				Tg-L	20	68	N	R	L	N	R		N	N	N
					40	104		L	N						
					60	140		N			L		N		
Acetammide	乙酰胺	Acétamide	CH_3CONH_2	5	20	68									R
					50	122									R
Acetato di Amile	乙酸戊酯	Acétate d'Amyle	$CH_3COOC_5H_{11}$	Tg-L	20	68	N	L	N	N	R	L	N	N	N
					50	122	N							N	N
					60	140					L		N	N	
Acetato di Ammonio	乙酸铵	Acetate d'Ammonium	$NH_4(C_2H_3O_2)$	Sol. sat.	20	68		R	R	R		R		R	
					40	104		R	R	L				R	
					60	140		R	R			R		R	
					80	176		L						R	
					93	200								R	
Acetato di Butile	丁基戊酯	Acétate de Butyle	$CH_3COOCH(CH_3)C_2H_5$	Tg-L	20	68		R	L	N		L	N	N	N
					40	104		N	N					N	
					60	140						N	N	N	
Acetato di Etile	乙酸乙酯	Acétate d'Éthyl	$CH_3COOC_2H_5$	Tg-L	20	68	N	R	N	N	R	L	N	N	N
					50	122	N							N	N
					60	140					N	N	N	N	
Acetato di Metile	乙酸甲基	Acetate de Methyl	$CH_3CO_2CH_3$	Tg-L	20	68			N	N		R	N	N	N
					50	122									N
					60	140						R	N		
Acetato di Nickel	乙酸镍	Acetate de Nickel	$Ni(OOC_2H_3)_2 \cdot 4H_2O$	Sol. sat.	20	68								R	
					40	104								R	
Acetato di Argento	乙酸银	Acetate d'Argent	$AgC_2H_3O_2$	Sol. sat.	20	68					R	R	R	R	R
					60	140					R	R		R	
Acetato di Piombo	乙酸铅	Acétate de Plomb	$Pb(C_2H_3O_2)_2 \cdot 3H_2O$	Sol. dil.	20	68					R	R	R	R	R
					50	122								R	R
					60	140					R	R	R	R	
					93	200								R	
				Sol. sat.	20	68	R	R	R	R	R	R	R	R	R
					50	122	R							R	R
					60	140		R	R	R	R	R	R	R	
					93	200								R	
Acetato di Potassio	乙酸钾	Acétate de Potassium	CH_3COOK	Sol. sat.	20	68		R	N					R	
					40	104		R						R	
					60	140		R						R	
					93	200								R	
Acetato di Sodio	乙酸钠	Sodium Acetate	CH_3COONa	Sol. sat.	20	68		R	N	R	R	R		R	R
					40	104		R		R				R	
					50	122								R	R
					60	140		R			R	R		R	
					93	200						R		R	
Acetato di Vinile	醋酸乙烯	Acétate de Vynyle	$CH_3COOCH{=}CH_2$	Tg-L	20	68		R	N	N			N	N	N

PRODUCTO	产品	PRODUIT	FORM.	CONC.	TEMP °C	TEMP °F	EVA	EPDM	FPM	NBR	PE-HD	PP	PVC-U	PVC-C	ABS
Ácido Acético	乙酸	Acide Acétique	CH_3COOH	Hasta 10	20	68		R	L	R	R	R	R	R	R
					40	104		R	N	L					
					50	122		L						R	R
					60	140					R	R	R	R	
					100	212						R			
				10 a 40	20	68					R	R	R	R	N
					50	122								R	N
					60	140						R	L	R	
				50	20	68		R	L	N	R	R	R	R	N
					50	122								R	N
					60	140						R	L	R	
					80	176								R	
					100	212						L			
				40 a 60	20	68					R		R		N
					40	104									
					50	122									N
					60	140							L		
				60	20	68		R			R		R		N
					50	122									N
					60	140							L		
				80	20	68					R				N
					50	122									N
				95	20	68								L	
					40	104								N	
Ácido Acético Glacial	冰醋酸	Acide Acétique Glacial	CH_3COOH	>96	20	68	R	L	N		R	R	N		N
					40	104									
					50	122	R								N
					60	140					L	L	N		
					100	212						N			
Acido Acetico Trifloruro	三氟醋酸	Trifluorure Acide Acetique	F_3C-COOH	Hasta 50	20	68		L	N	N					
Acido Acrílico Metil Ester	甲基酯醋酸	Acide Acrylique Méthylester	CH_2=$CHCOOCH_3$	Tg-L	20	68		L						N	
Ácido Adípico	脂肪酸	Acide Adipique	$COOH(CH_2)_4COOH$	Sol. sat. (1,4%)	20	68		R	R	R	R	R	R	R	
					60	140		R	R	R	R	R	L	R	
					80	176								R	
					93	200								L	
Ácido Antraquinona Sulfónico	蒽醌磺酸	Acide Antraquinone Sulfonique	$C_{14}H_7O_2{\cdot}SO_3{\cdot}3H_2O$	Susp.	60	140							R		
Ácido Arsénico	砷酸	Acide Arsénique	$H_3ASO_4{\cdot}½H_2O$	Sol. sat.	20	68	R				R		R	R	
					50	122	R								
					60	140					R		L		
				80	20	68		R	R	R					
					40	104		R	R	R					
					60	140		R	R	R					
					80	176		R	R	L					
					100	212			R						
Ácido Benzenosulfonico	苯磺酸	Acide Benzenesulfonique	C6H5SO3H	Tg-L	20	68			R						
					40	104			R						
Ácido Benzoico	安息香酸	Acide Benzoïque	C_6H_5COOH	Sol. sat.	20	68	L	R	R	N	R	R	L	R	R
					40	104		R	R					N	
					50	122	L								R
					60	140			R		R	R	N		
					80	176			L						
Ácido Bórico	硼酸	Acide Borique	H_3BO_3	Sol. dil.	20	68		R	R	R	R	R	R	R	R
					40	104		R	R	R					
					50	122								R	R
					60	140		R	R	R	R		L		
					80	176		R	R						
					100	212			R						
				Sol. sat.	20	68	R				R	R		R	R
					50	122	R							R	R
					60	140					R			R	
					93	200								R	
Ácido Bromhídrico	氢溴酸	Acide Bromhydrique	HBr	Hasta 20	20	68					R		R	R	
					40	104								R	
					60	140					R		L		
					100	212									
				Hasta 48	20	68					R	R		R	
					60	140					R	L		R	
					80	176								L	
					100	212						N			
				50	20	68	N	R	R	L	R		R		
					40	104		R	R	N					
					50	122	N								
					60	140		L	R		R		L		
					80	176		N	L						
					100	212			N						
				Tg-G	20	68					R			R	
					60	140					R				
Ácido Brómico	溴酸	Acide Bromique	$HBrO_3$	10	20	68							R		
Ácido Butírico	丁酸	Acide Butyrique	$CH_3CH_2CH_2COOH$	< 1	80	176								R	
				20	20	68							R	L	N
				20	60	140							N		
				Tg-L	20	68		L	L	N	R		N	N	N
				Tg-L	60	140					L		N		
Acido Carbonico	碳酸	Acide Carbonique	H_2CO_3	10	20	68					R		R		
					60	140					R		R		
				Tg-L	20	68		R	R	L				R	
					40	104		L	L	N				R	
					93	200								R	
Ácido Cítrico	柠檬酸	Acide Citrique	$C_6H_8O_7$	Sol. sat.	20	68	R		R	R	R	R	R	R	R
					40	104		R	R	R				R	
					50	122	R							R	R
					60	140		R	R	L	R	R	R	R	
					93	200						R		R	

PRODUCTO	产品	PRODUIT	FORM.	CONC.	TEMP °C	TEMP °F	EVA	EPDM	FPM	NBR	PE-HD	PP	PVC-U	PVC-C	ABS
Ácido Clorhídrico	盐酸	Acide Chlorhydrique	HCl	Hasta 10	20	68		R	R	L	R	R	R	R	R
					40	104		R	R	N				R	R
					50	122								R	R
					60	140		R	R		R	R	R	R	
					80	176			R					R	
					100	212						R		N	
				20	20	68					R	R	R	R	R
					50	122								R	R
					60	140					R	R	L	R	
					80	176								R	
					100	212						R			
				10 a 20	20	68					R	R	R	R	R
					50	122								R	R
					60	140					R	R		R	
					80	176								R	
					100	212						R			
				Hasta 25	20	68					R	R	R	R	R
					60	140					R			R	
					80	176								R	
				30	20	68			R	N	R	R	R	R	R
					40	104		R	R		R		R	R	
					60	140		L	L		R	L		R	
					80	176						L		R	
				36	20	68			R	N	R	R	R	R	L
					40	104		L	L					R	
					50	122		N	N					R	N
					60	140					R			R	
					80	176								R	
				Conc.	20	68	L				R	R	R	R	N
					50	122	L							R	N
					60	140					R			R	
					80	176								R	
Ácido Clorhídrico, Gas Húmedo	盐酸，湿气	Acide Chlorhydrique	HCl	Tg-G	20	68		R	R	L		R			N
					50	122		R	R	N					N
					60	140		R	R			R			
Ácido Clorhídrico, Gas Seco	盐酸，干气	Acide Chlorhydrique	HCl	Tg-G	20	68		R	R	L		R			N
					50	122		R	R	N					N
					60	140		R	R			R			
Ácido Clorico	氯酸	Acide Chlorique	$HClO_3$	10	20	68		R	N	N					
					40	104		R							
					60	140		R							
				20	20	68		R	N	N					
					40	104		R							
Ácido Cloroacético	氯乙酸	Acide Chloroacétique	$CH_2ClCOOH$	Sol.	20	68					R	R	R		
					60	140					R		L		
				Sol. sat.	20	68								R	
					60	140								R	
					80	176								R	
					100	212								L	
				50	20	68		L	N	N					
					100	212									
				Tg-L	20	68		L	N	N					
Ácido Clorosulfónico	氯磺酸	Acide Chlorosulfonique	$ClSO_2OH$	50	20	68									
				Tg-S	20	68		N	N	N	N	N	L	N	N
					50	122									N
					60	140					N	N	N	N	
					100	212						N		N	
Ácido Cresílico	碳酸液	Acide Crésylique	C_7H_8O	Sol. sat.	20	68					L				
					60	140							N		
Ácido Crómico	铬酸	Acide Cromique	H_2CrO_4	Sol. sat.	20	68			R	N			R	R	N
					40	104			R						
					60	140			L						
				10	20	68							R	R	L
					50	122								R	N
					60	140								R	
					80	176								R	
				40	20	68	N	L	R	N	R	R	R	R	
					40	104		L	R						
					50	122	N							R	N
					60	140		L	R		L	L	L	R	
					100	212						N		N	
Ácido Dicloroácetico	二氯酸	Acide Dichloracetic	$C_2H_2Cl_2O_2$	50	20	68		R	L	N					
					40	104		R	L						
					60	140		R	N						
				Tg-L	20	68		R	L	N		L	N		N
					40	104		R	N						
					60	140		R					N		
Acido Dicloroacetico Metil Ester	甲酯二氯酸	Acide Dichloracetique Ou Methyl	$Cl_2CHCOOCH_3$	Tg-L	20	68		R	N	N				N	
					40	104		R							
					60	140		L							
Ácido Diglicólico	二甘醇	Acide Diglycolique	$O(CH_2COOH)_2$	Sol. dil.	60	140								R	
				Sol. sat.	20	68						R			
				18	20	68							R		
					60	140							L		
				30	20	68		R	L	R					
Acido Dioctil Ester Ftalico	苯二酸二辛酯	Acide Phtalique Dioctyl Ester	$C_{24}H_{38}O_4$		20	68		R	N	N					
Acido Esteárico	硬脂酸	Acide Stéarique	$C_{17}H_{35}COOH$	Tg-L	20	68			R	R				R	
					40	104		R	R	R					
					60	140		L	L	L					
Ácido Fluobórico (Dec a 130°C)	硼氟酸	Acide Fluoborique	HBF_4	Tg-S	20	68								R	
Ácido Fluorhídrico	氢氟酸	Acide Fluorhydrique	HF	<3	20	68								R	
				Hasta 10	20	68					R	R	R		R
					50	122									N
					60	140					R		R		
				40	20	68		N	R	N		R	L		
					40	104			R						
					60	140			L				N		
				48	20	68								L	
					60	140								L	
				50	20	68									N
				60	20	68					R		L		
					60	140					L		N		

PRODUCTO	产品	PRODUIT	FORM.	CONC.	TEMP °C	TEMP °F	EVA	EPDM	FPM	NBR	PE-HD	PP	PVC-U	PVC-C	ABS
Ácido Fluosilicico	氟矽酸	Acide Fluosilicique	H_2SiF_6	Sol. sat.	20	68							R		R
					50	122									R
					60	140							R		
				25	20	68							R	R	R
					50	122								R	N
					60	140							R	R	
					80	176								R	
				32	20	68	R	R	L	L			R	R	R
					50	122	R			N				R	R
					60	140							R	R	
					80	176								R	
				40	20	68					R		R		R
					60	140					R		R		
Ácido Fórmico	蚁酸	Acide Formique	HCOOH	10	20	68					R	R	R	R	R
					60	140					R	R	R	R	
					80	176								R	
					100	212						L		N	
				25	20	68		R						R	
					60	140		R						R	
					80	176								R	
				40	20	68					R	R	R	L	R
					50	122					R			L	R
				50	20	68		R	R	N	R	R	R	L	N
					40	104		R	R					L	
					60	140		L	L		R		L	N	
					80	176			N					N	
				85 a Tg-L	20	68		R	R	N	R	R		L	N
					50	122								N	N
					60	140		R			R	N		N	
					80	176		L						N	
Ácido Fosfórico	磷酸	Acide Phosphorique	H_3PO_4	Hasta 30	20	68		R	R	L				R	
					40	104		R	R	L				R	
					60	140		L	R	N				R	
					80	176			R					R	
					100	212			R						
				Hasta 50	20	68		R	R	N	R	R	R	R	R
					50	122		L	R					R	R
					60	140			R		R	R		R	
					80	176			R					R	
					100	212			L			R			
				hasta 85	20	68	R	R	R	N		R	R	R	R
					50	122	R	R	R					R	R
					60	140		L	R			R		R	
					80	176			R					R	
					100	212			L			R			
Ácido Ftálico	苯二酸	Acide Phtalique	$C_6H_5(COOH)_2$	Susp.	20	68		R	N	N				R	R
					40	104		L							
					50	122									R
Acido Gálico	培酸	Acide Galique	$(HO)_3C_6H_2CO_2H$	Sol. sat.	20	68	R								
					50	122	R								
Ácido Glicólico	乙二酸	Acide Glycolique	$OHCH_2COOH$	Sol.	20	68					R			R	
					60	140					R			R	
				30	20	68	R					R	R		
					50	122	R								
					60	140							R		
				37	20	68			R	R					
Ácido Hipocloroso	次氯酸	Acide Hypocloreux	HOCl	Sol. sat.	20	68								R	
					60	140								R	
Ácido Láctico	乳酸	Acide Lactique	$CH_3CHOHCOOH$	10	20	68			R	N	R	R	R	R	
					40	104			L					R	
					60	140		L	L		R	R	L	R	
					80	176		N	L					R	
					93	200								R	
				25	20	68					R	R		R	
					60	140					R	R		R	
					93	200								R	
				10 a 85	20	68	R				R	R	L	R	
					60	140	R				R	R	N	L	
				Tg-L	20	68					R		L		
					60	140					R		N		
Ácido Maleico (Dec. a 160°C)	顺丁烯二酸	Acide Maléique	HOOCCH=CHCOOH	Sol. sat.	20	68	R		R	N	R	R	R		
					50	122	R								
					60	140			R		R	R	L		
					80	176			N						
				50	80	176								R	
Ácido Málico (Subl.)	苹果酸	Acide Malique	$C_4H_6O_5$	Sol.	20	68					R	R	R		
					60	140					R	R	R	R	
				Sol. sat.	20	68					R	R	R		
					60	140					R	R	R		
Ácido Metilsulfónico (Dec.)	甲磺酸基	Acide Methylsulfonique	CH_4O_3S	Tg-L	20	68								R	
					80	176								R	
Ácido Monocloroacético	一氯酸	Acide Monochloroacetique	$CH_2ClCOOH$	85	20	68								R	
					60	140								R	
				> 85	20	68			L	N		R			
					60	140						R			
Ácido Nicotínico	烟碱酸	Acide Nicotinique	CsH_4NCOOH	Susp.	20	68	R				R		R	R	
					50	122	R								
					60	140							R	R	

PRODUCTO	产品	PRODUIT	FORM.	CONC.	TEMP °C	TEMP °F	EVA	EPDM	FPM	NBR	PE-HD	PP	PVC-U	PVC-C	ABS
Ácido Nítrico	硝酸	Acide Nitrique	HNO_3	5	20	68		R	R	N	R	R	R	R	R
					40	104		R	R					R	N
					60	140		L	L		R			R	
					80	176			N						
				10	20	68					R	R	R	R	R
					50	122								R	N
					60	140					R	N		R	
					80	176								R	
				20	20	68					R	R	R	R	L
					50	122								R	N
					60	140					R	N		R	
					80	158								L	
				25	20	68					R	R	R	R	N
					50	122								R	N
					60	140					R	N		R	
				30	20	68	L					R	R	R	N
					50	122	L							R	N
					60	140						N		L	
				35	20	68	L						R	R	N
					50	122	L							R	N
				40	20	68	L	R	R	N			R	R	N
					50	122	L	R	R					R	N
					60	140		L	L					L	
					80	176			N						
				Hasta 45	20	68	L						R	R	N
					50	122	L						L	R	N
				50	20	68		N	R	N	L	L	N	R	N
					45	113			L					R	N
					60	140			N		N	N	N	L	
				> 50	20	68					N	N		R	N
					40	104								R	N
					60	140					N	N		L	
Ácido Nítrico, Fumante	浓硝酸	Acide Nitrique	$HNO_3 \cdot NO_X$		20	68					N	N	N		N
Ácido Nitrilo-Triacetico	浓醋酸	Acide Nitriloacetique	$N(CH_2\text{-}COOH)_3$		20	68		R							
Ácido Nitroso	亚硝酸	Acide Nitreux	HNO_2		20	68		R	R						
Ácido Oleico	油酸	Acide Oléique	$CH_3(CH_2)_7CH(CH_2)_7COOH$	Tg-L	20	68	N	N	R	L	R	R	R	R	R
					40	104			L	N					
					50	122	N							R	L
					60	140			N		R	L	R	R	
					80	176								L	
					100	212								N	
Ácido Oxálico (Subl.)	草酸	Acide Oxalique	HOOCCOOH	Sol. dil.	20	68							R	R	R
					60	140							L	R	
				Sol. sat.	20	68	R	R	R	L	R	R	R		
					40	104			R	N				R	
					50	122	R							R	
					60	140			L		R	L	R	R	
					80	176			N					L	
					100	212						N			
Acido Palmitico	棕榈酸	Acide Palmitique	$C_{15}H_{31}COOH$	Tg-L	20	68		L	R	L					
					40	104			L	N					
					60	140			N						
Ácido Perclórico	高氯酸	Acide Perchlorique	$HClO_4$	10	20	68		R	R	N			R	R	
					40	104		L	R						
					60	140			R				L		
					80	176			L						
				20	20	68						R			
				70	20	68		N	R	N			L		
					40	104			R						
					60	140			R				N		
					80	176			L						
Ácido Pícrico	苦味酸	Acide Picrique	$C_6H_2(NO_2)_3OH$	10	20	68	L	R	R	L	R	R	R	N	
					40	104	L	R	R	N			R	N	
					60	140		R	R						
Ácido Propiónico	丙酸	Acide Propionique	CH_3CH_2COOH	<2	80	176								R	
				50	20	68		R	R	N	R			L	N
					40	104		R	R					L	
					60	140			L		R			L	
				> 50	20	68						R		L	N
				Tg-L	20	68		R	R	N	R			N	N
					40	104		L	R						
					60	140			R		L				
					80	176			L						
Ácido Salicílico	水杨酸	Acide Salicilique	$C_6H_4(OH)(COOH)$	Sol. sat.	20	68		R	R	R	R	R	R	R	R
					40	104		R						R	
					60	140		R			R				
Ácido Silícico	硅酸	Acide Silicique	$SiO_2 \cdot nH_2O$	Susp.	20	68	R	R						R	
					40	104		R							
					50	122	R	R							
Acido Succinico	丁二酸	Acide Succinique	$HOOC\text{-}CH_2\text{-}CH_2\text{-}COOH$	Sol.	20	68		R	R	R					
					40	104		R	R	R					
					60	140		R	R	R					
					80	176			R						

PRODUCTO	产品	PRODUIT	FORM.	CONC.	TEMP °C	°F	EVA	EPDM	FPM	NBR	PE-HD	PP	PVC-U	PVC-C	ABS
Ácido Sulfúrico	硫磺酸	Acide Sulfurique	H_2SO_4	Hasta 10	20	68					R	R	R	R	R
					50	122								R	R
					60	140					R	R	R	R	
					80	176								R	
					100	212						R		N	
				15	20	68					R	R	R	R	R
					50	122								R	R
					60	140					R		R	R	
					80	176								R	
				10 a 30	20	68					R	R	R	R	R
					60	140					R	R	R	R	
					80	176								R	
				Hasta 40	20	68			R	L				R	
					40	104		R	R	N				R	
					60	140		R	R					R	
					80	176		L	L					R	
				10 a 50	20	68					R	R	R	R	R
					60	140					R		R	R	
					80	176								R	
				50	20	68		R	R	N	R	R	R	R	R
					40	104		R	R					R	L
					60	140		L	R		R	L	R	R	
					80	176		N	L					R	
				50 a 75	20	68	N				R		R	R	
					60	140	N				R		L	R	
					80	176								R	
				Hasta 80	20	68		L	R	N			R	R	N
					40	104		L	R					R	N
					60	140		N	L				L	R	
					80	176			N					R	
				86	20	68		N	R	N				R	
					40	104			R					R	
					60	140								R	
					75	167								R	
				95	20	68							L	R	N
					50	122								R	N
					60	140							N	L	
					65	149								N	
				96	20	68	N	N	R	N		R	L	R	N
					40	104			R						
					50	122	N							R	N
					60	140						L	N	R	
					65	149								N	
				98	20	68		N	L	N	R	L	N	R	N
					40	104								R	
					50	122					N	N	N	R	
					60	140								N	
				Fumante	20	68					N	L	N		N
					50	122									N
					60	140					N	N	N		
Ácido Sulfúrico Fumante (Oleum)	发烟硫酸	Oléum	H_2SO_4		20	68		N	N	N	N	N	N	L	N
Ácido Sulfuroso	亚硫酸	Acide Sulfureaux	H_2SO_3	Sol. sat.	20	68		R	R	N					
					40	104		N	R						
					60	140			L						
					80	176			N						
				Hasta 30	20	68					R	R	R	R	R
					50	122								R	R
					60	140					R		R		
Ácido Tánico	丹宁酸	Acide Tanique	$C_{76}H_{52}O_{46}$	Sol.	20	68			R	R	R	R	R	R	R
					50	122									R
					60	140					R	R	R		
Ácido Tartárico	油石酸	Acide Tartaric	$HOOC(CHOH)_2COOH$	Sol.	20	68		R	R	R	R	R	R	R	R
					40	104		R	R	R					
					50	122									R
					60	140		R	R	L	R	R	R		
				Sol. sat.	20	68					R	R	R	R	R
					50	122					R	R	R		R
Ácido Tricloroacético	三氯乙酸	Acide Trichloroacetique	CCl_3COOH	Hasta 50	20	68		L	N	N		R		R	
					40	104								R	
					60	140						R			
				Tg-L	20	68		L	N	N					
Ácido Úrico (Dec. a >400°C)	尿酸	Acide Urique	$C_5H_4N_4O_3$		20	68								R	R
Acidos Grasos > C6	脂肪酸	Acides Gras	R-COOH		20	68		R	R	L					
Acrilato de Etilo	乙烷丙烯酸盐	Acrylate d'Ethyl	$CH_2=CHCOOC_2H_5$	Tg-L	20	68							N	N	
Acrilonitrilo	丙烯腈	Acrylonitrile	$H_2C=CHCN$	Tg-L	20	68		R	L	N		R			N
					40	104		R	L						
					50	122									N
					60	140		L	N						
Agua	水	Eau	H_2O		20	68					R	R	R	R	R
					50	122								R	R
					60	140					R	R	R	R	
					80	176								R	
					93	200						R		R	
Agua de Bromo	溴水	Eau de Brome		Sol. sat.	20	68		N	R	N				R	
					93	200								R	
Agua de Cloro	氯水	Eau de Chlore		Sol. sat.	20	68		L	L	N	L	R		R	R
					50	122								R	R
					60	140					N	L		R	
					93	200								R	
Agua Regia	王水	Aqua Regia	HCl/HNO3=3/1		20	68		N	L	N	N	N	N	R	N
					50	122								N	
Agua, de Mar	海水	Eau de Mer	H_2O		20	68					R	R	R	R	R
					50	122								R	R
					60	140					R	R	R	R	
					93	200								R	
					100	212						R		N	

PRODUCTO	产品	PRODUIT	FORM.	CONC.	TEMP °C	TEMP °F	EVA	EPDM	FPM	NBR	PE-HD	PP	PVC-U	PVC-C	ABS
Agua, Mineral	矿泉水	Eau Minérale	H_2O	Sol. trab.	20	68			R	R	R	R	R	R	R
					40	104			R	R					
					50	122								R	R
					60	140		R	R	R	R	R	R	R	
					80	176		R	R	R				R	
					100	212		R	R			R		L	
Agua, Potable	饮用水	Eau Potable	H_2O	Sol. trab.	20	68			R	R	R	R	R	R	R
					40	104		R	R	R					
					50	122								R	R
					60	140		L	R	R	R	R	R	R	
					80	176			R	L				R	
					100	212			R			R			
Aire	空气	Air		Tg-G	20	68					R	R	R	R	R
					50	122								R	R
					60	140					R	R	R	R	
					100	212						R			
Alcohol Alílico	烯丙基醇	Alcool Allylique	$CH_2=CHCH_2OH$	Tg-L	20	68		L	L	R	R	R	L		N
					40	104		L	N	R					
					60	140		L		R	R	R	N		
					80	176		N		R					
Alcohol Amílico	戊基醇	Alcool Amylique	$C_5H_{11}OH$	Tg-L	20	68		R	L	R	R	R	R	L	N
					60	140		R		R	L	R	L		
					100	212						R			
Alcohol Bencílico	苯基醇	Alcool Benzylique	$C_6H_5CH_2OH$	Tg-L	20	68		N	R	N		R		N	N
					50	122						L		N	N
Alcohol de Cera	石蜡醇	Alcool de Cire	$C_{31}H_{63}OH$		20	68		R	R	R					
					40	104		R	R	R					
					60	140		R	R	R					
Alcohol Furfurílico	糠基醇	Alcool Furfurylique	$C_5H_6O_2$	Tg-L	20	68		L	N	N	R		N		N
					60	140					L		N		
Alcohol Isobutílico	异丁甲醇	Alcool Isobutylique	$(CH_3)_2CHCH_2OH$	Tg-L	20	68							R	L	L
					50	122									N
					60	140							R		
Alcohol Isopropílico	异丙甲醇	Alcool Isopropylique	$(CH_3)_2CHOH$	Tg-L	20	68		R				R	R	R	R
					60	140						R	R	R	
					100	212						R			
Alcohol Metílico	甲醇	Méthylique Alcool	CH_3OH	< 10	20	68						R	R	R	N
					50	122							R	R	N
					60	140						L	R	R	
					80	176						L		R	
				>10										L	
				Tg-L	20	68			L	R	R	R	R	N	N
					50	122			L	R				N	N
					60	140		R	L	R	R		L	N	
Alumbre de Cromo	明凡铬	Alun de Chrome	$KCr(SO_4)_2$	Sol.	20	68					R	R	R	R	R
					50	122								R	R
					60	140					R	R	R	R	
					80	176								R	
					100	212								L	
				Sol. sat.	20	68		R	R	R					
					40	104		R	R	R					
					60	140		R	R	R					
					80	176		R	R						
					100	212			R						
Amoníaco, Acuoso	氨水	Ammoniac	NH_3	Sol. sat.	20	68					R	R	R	R	R
					50	122								R	R
					60	140					R	R	R	R	
Amoníaco, Gas Seco	氨气	Ammoniac, Gaz	NH_3	Tg-G	20	68		R	R	R	R	R	R	N	N
					40	104			L						
					50	122								N	N
					60	140					R		R	N	
Amoníaco, Líquido	氨液体	Ammoniac, Liquide	NH_3	Tg-G	20	68					R	R	L		N
					60	140					R		N		
Anhídrido Acético	乙酸酐	Anhydrique Acétique	$(CH_3CO)_2O$	Tg-L	20	68		L	N	N	R	R	N	N	N
					60	140					L		N		
Anilina	苯胺	Aniline	$C_6H_5NH_2$	Tg-I	20	68	L	N	L	N	R	R	N	N	N
					50	122	N		L					N	N
					60	140			L		L	R	N	N	
Antimoniato de Sodio	锑钠	Antimoniate de Sodium		Sol. sat.	20	68					R	R	R	R	R
					50	122								R	R
					60	140					R	R	R	R	
Arsenito de Sodio	砷钠	Arsenite Sodique	Na_3AsO_3	Sol. sat.	20	68		R			R	R	R	R	R
					50	122		R						R	R
					60	140		R			R	R	R	R	
Azúcar, Sol. Acuosa	糖	Sucre	$C_6H_{12}O_6$	Sol.	20	68							R	R	
					60	140							R	R	
Benceno	苯	Benzène	C_6H_6	Tg-L	20	68	N	N	R	L	L	L	N	N	N
					60	140					L	N	N		
Benzaldheido	安息香醛	Benzaldéhyde	C_6H_5CHO	Tg-L	20	68		R			R		N	N	N
					60	140		R			L		N	N	
Benzoato de Sodio	苯钠	Benzoate de Sodium	C_6H_5COONa	Sol. sat.	20	68		R	R	R	R			R	
					40	104		L	R	R				R	
					60	140			R		R			R	
					80	176			L					R	
				35	20	68						R	R	R	
					60	140						L		R	
Bicarbonato de Potasio	碳酸氢钾	Bicarbonate de Potassium	$KHCO_3$	Sol. sat.	20	68	R	R	R		R	R	R	R	R
					50	122	R	R						R	R
					60	140		R			R	R	R	R	
					93	200								R	
					100	212						R			
Bicarbonato de Sodio	碳酸氢钠	Bicarbonate de Sodium	$NaHCO_3$	Sol. sat.	20	68	R		R	R	R	R	R	R	R
					40	104			R	R					
					50	122	R							R	R
					60	140		R	R	R	R	R	R	R	
					80	176		R	R					R	
					100	212						R			
Bifluoruro de Amonio	碳酸氢铵	Bifluorure d'Ammonium	NH_4HF_2	Sol. sat.	20	68								R	
					60	140								R	

PRODUCTO	产品	PRODUIT	FORM.	CONC.	TEMP °C	°F	EVA	EPDM	FPM	NBR	PE-HD	PP	PVC-U	PVC-C	ABS
Bisulfato de Sodio	硫酸氢钠	Bisulfate de Sodium	$NaHSO_4$	Sol. sat.	20	68		R	R		R	R	R	R	R
					40	104		R	R					R	
					50	122								R	R
					60	140		R	R		R	R	R	R	
					93	200								R	
				10	20	68		R	R	R					
					40	104		L	R	L					
					60	140			R	N					
					93	200			R						
Bisulfuro de Calcio	硫酸氢钙	Bisulfite de Calcium	$Ca(HS)_2 \cdot 6H_2O$	Sol. sat.	20	68		R	R	N				R	R
					50	122								R	R
					93	200			R					R	
Bisulfito de Sodio	硫酸氢钠	Bisulfite de Sodium	$NaHSO_3$	Tg-L	20	68		R	L	L				R	
					40	104		L	N	N				R	
					60	140		N						R	
Borato de Potasio	硼化钾	Borate de Potassium	K_3BO_3	1	20	68	R							R	
					50	122	R							R	
				10	20	68		R	R	R				R	
					40	104			R	R				R	
					60	140			R	R				R	
				Sol. sat.	20	68					R	R	R	R	R
					50	122								R	R
					60	140					R	R	R	R	
Borato de Sodio	硼化钠	Borate de Sodium	Na_3BO_3	Sol. sat.	20	68	R	R	R					R	
					40	104		R	R					R	
					50	122	R							R	
					60	140		R	R					R	
Borax	硼砂	Borax	$NaB_4O_7 \cdot 10H_2O$	Sol.	20	68			R	R	R	R	R	R	R
					40	104			R	R				R	
					50	122								R	R
					60	140		R	R	R	R	R	R	R	
					80	176		R	R					R	
				Sol. sat.	20	68	R				R	R	R	R	R
					50	122	R							R	R
					60	140					R	R	L	R	
					80	176								R	
					93	200								R	
Bromato de Potasio	溴酸钾	Bromate de Potassium	$KBrO_3$	Sol. sat.	20	68		R	R	R	R			R	R
					50	122		R	R	R				R	R
					60	140		R	R	R	R			R	
					80	176			R	R				R	
					100	212				R					
				Hasta 10	20	68	R				R	R	R	R	R
					50	122	R							R	R
					60	140					R	R	R	R	
					93	200								R	
Bromato de Sodio	溴酸钠	Bromate de Sodium	$NaBrO_3$	Tg-L	20	68		R	R	R				R	
					40	104			R	L				R	
					60	140			R	N				R	
Bromo, Gas	溴气	Brome, Gaz	Br_2	Tg-G	20	68		N	R	N	N	N	N	N	N
					60	140					N	N	N	N	
Bromo, Líqu.	溴水	Brome, Liquide	Br_2	Tg-L	20	68		N	R	N	N	N	N	N	N
Bromobenzeno	苯溴	Bromobenzène	C_6H_5Br		20	68			R					N	
Bromoetano	乙基溴	Bromoethane	C_2H_5Br	Tg-L	20	68							N		N
					60	140							N		
Bromuro de Bario	溴化钡	Bromure de Barium	$BaBr_2$	Sol. sat.	20	68					R	R	R		R
					50	122									R
					60	140					R	R	R		
					100	212						R			
Bromuro de Calcio	溴化钙	Bromure de Calcium	$CaBr_2$	Sol. sat.	20	68		R	R					R	R
					40	104		R	R						
					50	122								R	R
					60	140		R	R						
Bromuro de Etileno	溴化乙烯	Bromure d'Ethylene	$BrCH_2CH_2Br$	Tg-L	20	68								N	
					60	140								N	
Bromuro de Litio	溴化锂	Bromure de Lithium	LiBr		20	68		R	R					R	
Bromuro de Metil	甲基溴	Methyl Bromure	CH_3Br	Tg-G	20	68			L	N				N	
Bromuro de Potasio	溴化钾	Bromure de Potassium	KBr	Sol. sat.	20	68	R	R	R	R	R	R	R	R	R
					50	122	R	R	R	R				R	R
					60	140		R	R	R	R	R	R	R	
					80	176			R	L				R	
					100	212			R	L					
Bromuro de Sodio	溴化钠	Bromure de Sodium	NaBr	Sol. sat.	20	68		R	R	R	R	R	R	R	R
					40	104			R	L				R	
					50	122								R	R
					60	140			R		R	R	R	R	
					80	176			R					R	
Butadieno, Gas	丁二烯	Butadiène	$H_2C{=}CHHC{=}CH_2$	Tg-G	20	68		N	L	N			R	R	
					60	140							R		
Butano, Gas	丁烷	Butane	C_4H_{10}	Tg-G	20	68		N	R	R	R	R	R	R	R
					50	122									R
					60	140					R		R		
Butanodiol	丁二烷	Butanediol	$HO\text{-}(CH_2)_4\text{-}OH$	10	20	68	R	R	R	R				N	
					40	104		R	R	R					
					50	122	R	R	R	R					
Butilfenoles	丁基苯酚	Butylphénol	$C_4H_9C_6H_4OH$	Sol. sat.	20	68		N	L	N		R	N		N
Butilglicol	丁基乙二醇	Butylglycol	$C_6H_{14}O_2$	Tg-L	20	68						R			R
					50	122									N
Carbonato de Amonio	碳酸铵	Carbonate d'Ammonium	$CH_2O_3 \cdot 2H_3N$	50	20	68		R	R	R					
					40	104		R	R	R					
					60	140		R	R	R					
					80	176		R	R						
				Sol. sat.	20	68	R				R	R	R		R
					50	122	R								R
					60	140					R	R	R		
Carbonato de Bario	碳酸钡	Carbonate de Barium	$BaCO_3$	Susp.	20	68	R	R	R	R	R	R	R	R	R
					40	104		R	R	R				R	
					50	122	R							R	R
					60	140		R			R	R	R	R	
					93	200						R		R	

PRODUCTO	产品	PRODUIT	FORM.	CONC.	TEMP °C	TEMP °F	EVA	EPDM	FPM	NBR	PE-HD	PP	PVC-U	PVC-C	ABS
Carbonato de Magnesio	碳酸镁	Carnonate de Magnesium	$MgCO_2$	Susp.	20	68	R				R	R	R	R	R
					50	122	R							R	R
					60	140					R	R	R	R	
					93	200						R		R	
Carbonato de Potasio	碳酸钾	Carbonate de Potassium	K_2CO_3	Sol. sat.	20	68	R		R	R	R	R	R	R	R
					40	104		R	R	R					
					50	122	R							R	R
					60	140					R	R	R	R	
					80	176								R	
					93	200								R	
Carbonato de Sodio	碳酸钠	Carbonate de Sodium	Na_2CO_3	Sol. sat.	20	68	R	R	R	R	R	R	R	R	R
					40	104		R	R	R				R	
					50	122	R							R	R
					60	140		R	R	R	R	R	R	R	
					80	176		R						R	
					93	200								R	
				25	20	68					R	R	R	R	R
					50	122								R	R
					60	140					R	R	R	R	
					80	176								R	
					93	200								R	
				Hasta 50	20	68					R	R	R	R	R
					50	122								R	R
					60	140					R	R	R	R	
					80	176								R	
					93	200								R	
Carbonato de Zinc	碳酸锌	Carbonate de Zinc	$ZnCO_3$	Susp.	20	68					R	R	R	R	R
					50	122								R	R
					60	140					R	R	R	R	
					93	200								R	
Cerveza	麦芽汁饮料	Bière		Sol. trab.	20	68			R	R	R	R	R	R	R
					50	122								R	R
					60	140					R	R	R	R	
					93	200								R	
Cianuro de Cobre (II)	氰化酮	Cyanure de Cuivre	$Cu(CN)_2$	Sol. sat.	20	68					R	R	R	R	
					60	140					R	R	R	R	
					93	200								R	
Cianuro de Plata	氰化银	Cianide d'Argent	AgCN	Sol. sat.	20	68		R	R	R	R	R	R	R	R
					40	104		R	R					R	
					60	140		R	R		R	R		R	
					93	200								R	
Cianuro de Potasio	氰化钾	Cyanure de Potassium	KCN	Sol.	20	68					R	R	R	R	R
					50	122								R	R
					60	140					R		R	R	
				Sol. sat.	20	68			R	R	R	R	R	R	R
					40	104			L	R				R	
					50	122			N					R	R
					60	140		R		R	R			R	
					80	176		R		R				R	
					93	200								R	
Cianuro de Sodio	氰化钠	Cianide de Sodium	NaCN	Sol. sat.	20	68		R	R		R	R	R	R	R
					40	104		R	R					R	
					60	140		R	R		R			R	
					80	176								R	
Cianuro de Zinc	氰化锌	Cianide de Zinc	$Zn(CN)_2$	Sol. sat.	20	68								R	
					80	176								R	
Cianuro Mercúrico	氰化汞	Cianure de Mercure	$Hg(CN)_2$	Sol. sat.	20	68		R	R	R	R	R	R	R	R
					50	122		R	R	R				R	R
					60	140		R	R	R	R	R	R	R	
					93	200								R	
Ciclohexano	环乙胺	Cyclohexane	C_6H_{12}	Tg-L	20	68	N	N	R	R		R		N	R
					50	122	N							N	L
Ciclohexanol	环乙醇	Cyclohexanol	$C_6H_{11}OH$	Sol. sat.	20	68	R						N	N	N
					50	122	N							N	N
				Tg-S	20	68		N	R	L	R	R	N	N	R
					50	122								N	L
					60	140					R	L	N	N	
Ciclohexanona	环乙酮	Cyclohexanone	$C_6H_{10}O$	Tg-L	20	68		L	N	N	R	L	N	N	N
					50	122								N	N
					60	140					L	N	N	N	
Ciclohexilamina	环己胺	Cyclohexilamine	$C_6H_{13}N$	Tg-L	20	68								N	N
Clorato de Calcio	氯酸钙	Chlorate de Calcium	$Ca(ClO_3)\cdot 2H_2O$	Sol. sat.	20	68	R				R	R	R	R	R
					50	122	R							R	R
					60	140					R	R	R	R	
					93	200								R	
Clorato de Potasio	氯酸钾	Clorate de Potassium	$KClO_3$	Sol. sat.	20	68		R	R	R	R	R	R	R	R
					40	104		R	R	L				R	
					50	122								R	R
					60	140			R		R	R	R	R	
					80	176			R					R	
					93	200			R					R	
Clorato de Sodio	氯酸钠	Chlorate de Sodium	$NaClO_3$	Sol. sat.	20	68			R	R	R	R	R	R	R
					40	104			R	L					
					50	122								R	R
					60	140		R	R	N	R	R	R	R	
					80	176		L	R					R	
					93	200		N						R	
Clorhidrato de Anilina	氯酸氢铵	Chlorydrate d'Aniline	C_6H_8ClN	Sol. sat.	20	68		R	L	L			N		N
					40	104		R	N	N					
Clorhidrato de Fenilhidrazina	氢氯化苯肼	Phénylhydrazine Chlorhydrate	$C_6H_5\text{-}NH\text{-}NH_2HCl$	Sol. dil.	20	68			R	L				N	
					40	104			R	N					
					60	140		L	L						
					80	176			N						
Clorito de Potasio	氯化钾	Chlorite de Potassium	$KClO_2$	Sol. sat.	93	200								R	
Clorito de Sodio	氯化钠	Chlorite de Sodium	$NaClO_2$	2	20	68			R	N	R	R	R	R	R
					60	140		R	R			L		R	
					93	200						N		R	
				20	20	68						R		R	R
					40	104								R	
					60	140						L		R	

PRODUCTO	产品	PRODUIT	FORM.	CONC.	TEMP °C	°F	EVA	EPDM	FPM	NBR	PE-HD	PP	PVC-U	PVC-C	ABS
Clorometano, Gas	氯甲烷	Chloromethane	CH_3Cl	Tg-G	20	68					L		N		N
Cloropropanos	氯丙烷	Chloropropane	C_3H_7Cl	Tg-L a 47	20	68							N		N
Cloruro de Acetilo	氯乙炔	Chlorure d'Acétyle	CH_3COCl	Tg-L	20	68		R	N	N					N
Cloruro de Alilo	二氯乙酸	Chlorure d'Allyl	CH_2CHCH_2Cl	Sol. Sat	20	68							N		N
Cloruro de Aluminio	氯化铝	Chlorure d'Aluminium	$AlCl_3$	10	40	104	R	R	R	R					
					60	140		R	R	L					
					80	176		R	R						
					100	212		R	R						
				Sol. sat.	20	68		R	R	R	R	R	R	R	R
					40	104		R	R	R					
					50	122								R	R
					60	140		R	R	R	R	R	R	R	
					80	176			R	L				R	
					100	212			R	N				L	
Cloruro de Amilo	戊基氯	Chlorure d'Amyle	$C_5H_{11}Cl$	Tg-L	20	68	N						N	N	N
Cloruro de Amonio	氯化铵	Chlorure d'Ammonium	NH_4Cl	Sol. sat.	20	68	R	R	R	R	R	R	R	R	R
					40	104		R	R	R				R	
					50	122	R							R	R
					60	140		R	R	R	R	R	R	R	
					80	176		R	R					R	
					93	200		R	R					R	
Cloruro de Antimonio (III)	三氯化锑	Chlorure d'Antimoine (III)	$SbCl_3$	Sol. sat.	20	68	R	R	R	N	R	R	R	R	R
					50	122	R							R	R
					60	140					R	R	R	R	
					93	200								R	
Cloruro de Bario	氯化钡	Chlorure de Barium	$BaCl_2 \cdot 2H_2O$	Sol. sat.	20	68		R	R	R	R	R	R	R	R
					40	104		R	R	R				R	
					50	122								R	R
					60	140		R	R		R	R	R	R	
					80	176			R					R	
					93	200						R		R	
Cloruro de Bencilo	氯化苯甲基	Chlorure Benzylique	C_7H_7Cl	Tg-L	20	68								N	N
Cloruro de Benzoílo	氯化苯酰	Chlorure de Benzoyl	C_7H_5ClO	Sol. sat.	20	68									
				Tg-L	20	68							N		N
Cloruro de Butirilo	氯化铬酸	Chlorure Butyrilique	C_4H_7ClO	Tg-L	20	68									N
Cloruro de Calcio	氯化钙	Chlorure de Calcium	$CaCl_2$	Sol. sat.	20	68	R	R	R	R	R	R	R	R	R
					40	104		R	R	R					
					50	122	R							R	R
					60	140		R	R	R	R	R	R	R	
					80	176		R	R	L				R	
					93	200		L	R			R		R	
Cloruro de Cobre (II)	氯化酮	Chlorure de Cuivre (II)	$CuCl_2$	Sol. sat.	20	67	R				R	R	R	R	R
					50	122	R				R	R	R	R	
					60	140					R	R	R	R	
					93	200								R	
Cloruro de Estaño (II)	二氯化锡	Etain Chlorure (II)	$SnCl_2$	Sol. sat.	20	68					R	R	R	R	R
					50	122								R	R
					60	140					R	R	R	R	
Cloruro de Estaño (IV)	四氯化锡	Etain Chlorure (IV)	$SnCl_4$	Sol.	20	68					R	R	R	R	R
					50	122								R	R
					60	140					R	R	R	R	
Cloruro de Etilo, Gas	氯乙烷	Chlorure d'Ethyl	C_2H_5Cl	Tg-G	20	68		N	L	N		N	N	N	N
					60	140						N	N		
Cloruro de Fósforo (III)	三氯化磷	Trichlorure de Phosphore	PCl_3	Tg-L	20	67					R		N	N	
					60	140					L		N		
Cloruro de Laurilo	氯化十二醇	Chlorure Laurylique	$C_{12}H_{25}Cl$	Sol. sat.	20	68									R
					50	122									R
Cloruro de Magnesio	氯化镁	Chlorure de Magnésium	$MgCl_2$	Sol. sat.	20	68	R				R	R	R	R	R
					50	122	R							R	R
					60	140					R	R	R	R	
					93	200								R	
Cloruro de Metil	氯甲烷	Chlorure de Methyl	CH_3Cl	Tg-G	20	68			N	N					
Cloruro de Metileno	二氯甲烷	Chlorure de Methylene	CH_2Cl_2	Tg-L	20	68	N		L	N		L	N	N	N
					60	140	N					N	N	N	
Cloruro de Níquel	氯化镍	Chlorure de Nickel	$NiCl_2$	Sol. sat.	20	68	R				R	R	R	R	R
					50	122	R							R	R
					60	140					R	R	R	R	
					93	200								R	
Cloruro de Potasio	氯化钾	Chlorure de Potassium	KCl	Sol. sat.	20	68	R	R	R	R	R	R	R	R	R
					50	122	R	R	R	R				R	R
					60	140		R	R	R	R	R	R	R	
					80	176			R					R	
					100	212			R					N	
Cloruro de Sodio	氯化钠	Chlorite de Sodium	NaCl	Sol. sat.	20	68	R	R	R		R	R	R	R	R
					40	104		R	R					R	
					50	122	R							R	R
					60	140		R	R		R	R	R	R	
					80	176		R	R					R	
					100	212			R					N	
				10	20	68					R	R	R	R	R
					50	122								R	R
					60	140					R	R	R	R	
					80	176								R	
					100	212						R		N	
Cloruro de Tionilo	氯化硫	Chlorure de Thyonile	$SOCl_2$	Tg-L	20	68		L	R	N	N		N		N
Cloruro de Vinilo	氯化乙烯基	Chlorure de Vinyle	$CH_2=CHCl$	Tg-G	20	68		N	R	N					
Cloruro de Zinc	氯化锌	Chlorure de Zinc	$ZnCl_2$	Sol. sat.	20	68		R	R		R	R	R	R	R
					40	104		R	R						
					50	122								R	R
					60	140		R	R		R	R	R	R	
					80	176			R						
				58	20	68					R	R	R	R	R
					50	122								R	R
					60	140					R	R	R	R	
Cloruro Férrico	三氯化铁	Chlorure de Fer (III)	$FeCl_3$	Sol. sat.	20	68	L	R	R		R	R	R	R	R
					40	104		R	R						
					50	122	L							R	R
					60	140		R	R		R	R	R	R	
					80	176		R	R						
					90	194			R			R		R	

PRODUCTO	产品	PRODUIT	FORM.	CONC.	TEMP °C	°F	EVA	EPDM	FPM	NBR	PE-HD	PP	PVC-U	PVC-C	ABS
Cloruro Mercúrico	氯化汞	Chlorure de Mercure	$HgCl_2$	Sol. sat.	20	68	R	R	R	R	R	R	R	R	R
					50	122	R	R	R	R				R	R
					60	140		R	R	R	R	R	R	R	
					90	194								R	
Cloruro Sulfato Ferrico	硫酸铁	Chloridsulfate Ferrique	$FeClSO_4$	Sol. sat.	20	68		R	R					R	
					40	104		R	R					R	
					80	176		R	R					R	
					90	194			R					R	
Cloruro Sulfuril	氯磺酰	Chlorure de Soufre	SO_2Cl_2	Tg-L	20	68			R	N					
Combustible Diesel	柴油燃料	Carburant Diesel		Sol. trab.	20	68		N	R	R					
					40	104			R	R					
Cresoles	甲酚	Crésols	$CH_3C_6H_4OH$	Tg-L	20	68	N		R	L		R	N	N	N
					40	104			R	L				N	
					50	122	N								N
					60	140							N	N	
Cromato de Potasio	铬酸钾	Chromate de Potassium	K_2CrO_4	Sol. sat.	20	68		R	R	R	R	R		R	R
					40	104			R	L					
					50	122								R	R
					60	140			R	N	R	R		R	
					93	200								R	
				40	20	68					R	R	R	R	R
					60	140					R	R	R	R	
Cromato de Sodio	铬酸钠	Chromate de Sodium	$Na_2CrO_4 \cdot 10H_2O$	Sol. dil.	20	68			R	R	R	R		R	R
					40	104			R	L				R	
					50	122								R	R
					60	140		R	R	N	R	R		R	
					80	176								R	
Crotonaldehido	脱水丁烯酸	Aldéhyde Crotonique	$CH_3CH=CHCHO$	Sol. sat.	20	68							N	N	
				Tg-L	20	68		R	R	R			N	N	
Cuprocianuro de Potasio	氰亚铜酸钾	Cuprocyanure de Potassium		Sol. sat.	20	68							R	R	R
					90	194								R	
Decalina	萘烷	Decaline		Tg-L	20	68					R	N			
					60	140					L	N			
Dextrina	糊精	Dextrine	$(C_6H_{10}O_5)_n \cdot xH_2O$	Sol.	20	68	R	R	R	R	R	R	R	R	R
					40	104	R	R	R	R					
					50	122	R							R	R
					60	140		R	R	R	R	R	L	R	
					93	200								R	
Dextrosa (Dec a 200°C)	葡萄糖	Dextrose	$C_6H_{12}O_6$	Sol.	20	68	R	R	R		R	R	R	R	R
					40	104		R	R						
					50	122	R							R	R
					60	140		R	R		R	R	R	R	
					80	176		R	R					R	
					93	200			R			R		R	
Dibromobenzeno	二溴苯	Dibromobenzène	$C_6H_5Br_2$	Tg-L	20	68		N	R	N				N	
Dibutil Cetona	异丁基酮	Di Isobutyl Ketone	[(CH3)2CHCH2]2CO	Tg-L	20	68		L	N	N				N	
Dibutileter	二丁醚	Dibutyl Ether	$C_4H_9OC_4H_9$	Tg-L	20	68		N	R	R				N	
					40	104			R	L					
					60	140			L	N					
Dicloro-Bencenos	二氯苯	Dichlorobenzene	$C_6H_4Cl_2$	Tg-L	20	68							N	N	N
Dicloro-Etilenos	二氯乙烯	Dichloroethylene	$C_2H_4Cl_2$	Tg-L	20	68		N	L	N		L	N	N	N
1,1 - Dicloruro de Etileno	二氯化乙烯1.1	1,1 - Dichlorure d'Ethylene	C_2H_4Cl2	Tg-L	20	68		N	R	L		L	N		N
					40	104			R	N					N
					60	140			R			L	N		
1,2 - Dicloruro de Etileno	二氯化乙烯1.2	1,2 - Dichlorure d'Ethylene	$C_2H_4Cl_2$	Tg-L	20	68		N	L	N		L	N	N	N
Dicromato de Potasio	重铬酸钾	Dichromate de Potassium	$K_2Cr_2O_7$	Sol. sat.	20	68		R	R	R	R	R	R	R	R
					40	104			R	L					
					50	122			R					R	R
					60	140					R	R		R	
					80	176								R	
					100	212						R			
				40	20	68	R				R		R	R	R
					50	122	R							R	
					60	140					R		R	R	
					90	176								R	
Dicromato de Sodio	重铬酸钠	Dichromate de Sodium	$Na_2Cr_2O_7 \cdot 2H_2O$	Sol. sat.	20	68		R	R		R	R	R	R	R
					40	104		R	R					R	
					60	140			R		R	R		R	
					80	176						R		R	
Dietanolamina	乙醇胺	Diethanolamine	$C_4H_{11}NO_2$	Tg-S	20	68								N	R
					50	122									R
Dietilamina	二次乙胺	Diéthylamine	$C_4H_{10}NH$	Tg-L	20	68		L	N	N				N	N
Dietilenglicol	二乙烯乙二醇	Diethylen Glycol	$C_4H_{10}O_3$	Tg-L	20	68	R					R		N	R
					50	122	R								R
					60	140						R			
Difenilamina	苯基苯胺	Diphenyl Amine	$(C_6H_5)_2NH$	Sol. trab.	20	68								N	R
					50	122									R
Dimetilamina	二甲胺	Dimhetylamine	$(CH_3)_2NH$	30	20	68							R	N	
Dimetilamina, Gas	二乙基胺	Dimethylamine	$(CH_3)_2NH$	Tg-G	20	68		L	N	N		R		N	N
					50	122									N
Dimetilanilina	二甲基苯胺	Dimethylaniline	$C_6H_5N(CH_3)_2$	Tg-L	20	68		R							
Dimetil-Formamida	二甲基亚硝胺	Dimethyl Formamide	$HCON(CH_3)_2$	Tg-L	20	68		L	N	L		R		N	N
					60	140						R			N
Dinonil Ftalato	二甲基酞酸盐		$C_6H_4((CH_2)_8CH_3)_2$	Tg-L	20	68		L	R	N					
Dioxano	二氧杂环乙烷	Dioxane	$O=(CH_2)_4=O$	Tg-L	20	68			N	L	R	L	N		N
					60	140					R	L	N		
Dióxido de Azufre, Gas Húmedo	二氧化碳，湿气	Dioxyde de Soufre	SO_2		20	68		N	L	N		R		R	N
					40	104								R	
					60	140									
Dióxido de Azufre, Gas Seco	二氧化碳，干气	Dioxyde de Soufre	SO_2		20	68		R	R	N	R	R	R	R	
					40	104		L	L						
					60	140		N			R		R	R	
Dióxido de Carbono, Gas Húmedo	二氧化碳	Dioxide de Carbone, Gaz Humide	CO_2	Tg-G	20	68		R	R	R	R	R	R	R	R
					40	104		R	R	R				R	
					50	122								R	R
					60	140			R	R	R	R	R	R	
					80	176			R					R	
Dióxido de Carbono, Gas Seco	二氧化碳	Dioxide de Carbone, Gaz Sec	CO_2	Tg-G	20	68					R	R	R	R	R
					50	122								R	R
					60	140					R	R	R	R	

PRODUCTO	产品	PRODUIT	FORM.	CONC.	TEMP °C	TEMP °F	EVA	EPDM	FPM	NBR	PE-HD	PP	PVC-U	PVC-C	ABS
Edta	乙二胺四乙酸	Edta	$C_{10}H_{16}N_2O_8$		20	68		R						R	
					90	194								R	
Emulsiones de Parafina	石腊乳液	Émulsions de Paraffine		Sol. trab.	20	68		N	R	R					
					40	104			R	R					
					60	140			R	L					
					80	176			R						
Emulsiones Fotograficas	感光乳剂	Émulsions Photograpuiques			20	68		R	R	L					
					40	104		R	R						
Estearato de Zinc	硬脂酸锌	Stearat de Zinc	$Zn(C_{17}H_{35}\text{-}COO)_2$	Susp.	20	68		R	L						R
					40	104		R							
					50	122		R							R
Ester Acrilico	丙烯酸酯	Ester Acrylique	$CH_2{=}CH\text{-}COOCH_2CH_3$	Tg-L	20	68		L	N	N				N	
Estireno	苯乙烯	Styrène	$H_5C_6\text{-}CH{=}CH_2$		20	68			R					N	
Etanol	乙醇, 酒精	Ethanol	C_2H_5OH	< 5	80	176					R			R	
				40	20	68								L	N
					50	122					L			L	
				Tg-L	20	68	R	R	L	L		R	R	L	N
					50	122	R	R	L					L	
					60	140		R	L			R	L	L	
Etanolamina	乙醇胺	Ethanolamine	C_2H_7NO	Tg-L	20	68						R		N	
Éter de Petróleo (Ligroína)	轻石油	Ligroine		Sol. trab.	20	68						L		R	
					60	140						L		R	
Etil Benzeno	苯磺酸乙酯	Benzène Éthylique	$C_6H_5\text{-}CH_2CH_3$	Tg-L	20	68		N	R	N				N	
Éter Etílico	乙基醚	Ethyl Ether	$(C_2H_5)_2O$	Tg-L	20	68	N	N	N	N	L	R	N	N	N
					60	140						L	N	N	
Etilenclorohidrina	亚乙基二酰胺	Ethylene Chlorohydrine	$ClCH_2CH_2OH$	Tg-L	20	68							N		N
					50	122									N
Etilendiamina	氯酸化乙二胺	Ethylène Diamine	$H_2N\text{-}CH_2\text{-}CH_2\text{-}NH_2$	Tg-L	20	68		R	L	R				N	
					40	104			L	L					
					60	140			N	N					
Etilenglicol	乙烯糖	Ethylèneglycol	CH_2OHCH_2OH	< 50	80	176								R	
					20	68		R	R	R	R	R	R	L	R
					40	104		R	R	R				L	
				Tg-L	50	122								L	R
					60	140		R	R	L	R	R	R	L	
					80	176		R	L			R			
Etilglicol	戊二酸二乙酯	Ethyl Glycol	$HOCH_2CH_2$	Tg-L	50	122									N
Fenilhidrazina	苯肼	Phénylhydrazine	$C_6H_5NHNH_2$	Tg-L	20	68		N	R	N			N	N	
					40	104			R						
					60	140			L				N		
Fenol	苯酚,	Phénol	C_6H_5OH	Sol.	20	68					R			R	
					60	140					R			R	
					80	176								L	
				5	20	68		R	R	N		R			N
					40	104		L	R						
					60	140			R			R			
				Hasta 10	20	68			R	N					
					40	104			R						
					60	140		R	R						
					80	176		L	L						
				90	20	68		N	R	N		R	N	R	
					40	104			L					R	
					60	140			N				N	N	
Ferricianuro de Sodio	氰硼酸钠	Sodium Ferricianide	$Na_3Fe(CN)_6{\cdot}H_2O$	Sol. sat.	20	68					R	R	R	R	R
					60	140					R	R	R	R	
Ferrocianuro de Sodio	亚铁氰化钠	Sodium Ferrocianide	$Na_4Fe(CN)_6{\cdot}10H_2O$	Sol. sat.	20	68					R	R	R	R	R
					60	140					R	R	R	R	
Fertilizantes	肥料	Engrais		Sol.	20	68		R	R	R					
					40	104		R	R	R					
					60	140		R	R	R					
					80	176			R						
					100	212			R						
Fijadores Fotograficos	定色剂	Fixateur Photographique		Sol. trab.	20	68		R	R	R					
					40	104		R	R	R					
Flúor Gas, Húmedo	氟气，湿	Fluor	F_2	Tg-G	20	68		N	N	N	N		N	N	N
Flúor Gas, Seco	氟气，干	Fluor	F_2	Tg-G	20	68		N	N	N	N		N		N
					60	140					N		N		
Fluoruro de Aluminio	氟化铝	Fluorure d'Aluminium	AlF_3	Susp.	20	68					R	R	R	R	R
					50	122								R	R
					60	140					R	R	R	R	
					93	200								R	
Fluoruro de Amonio	氟化胺	Fluorure d'Ammonium	NH_4F	Hasta 20	20	68					R	R	R	R	R
					60	140					R	R	L		
				Sol. sat.	93	200								R	
Fluoruro de Cobre	氟化铜	Fluorure de Cuivre (II)		Sol. sat.	20	68								R	
					93	200								R	
				2	20	68					R	R	R	R	R
					50	122								R	R
					60	140					R	R	R	R	
Fluoruro de Potasio	氟化钾	Fluorure de Potassium	KF	Sol. sat.	20	68			R		R	R	R	R	R
					50	122									R
					60	140					R	R	R		
Fluoruro de Sodio	氟化钠	Fluoride de Sodium	NaF	Sol. sat.	20	68			R	R	R	R	R	R	R
					40	104			R	R				R	
					50	122								R	R
					60	140		R	R	L	R	R	R	R	
					93	200								R	
Formaldehido	甲醛	Formaldheyde	HCHO	Sol. dil.	20	68							R	R	R
					60	140							L	R	
					80	176								R	
				30 a 40	20	68	R	R	R	R	R	R	R	R	R
					40	104		R	R	R					
					50	122	L							R	R
					60	140		R	R	L	R		R	R	
				37	100	212									
				50	20	68								R	
					60	140								R	
Formamida	甲酰胺	Foramyde	$HCONH_2$	Tg-L	20	68		R	L	R					

PRODUCTO	产品	PRODUIT	FORM.	CONC.	TEMP °C	TEMP °F	EVA	EPDM	FPM	NBR	PE-HD	PP	PVC-U	PVC-C	ABS
Fosfato de Sodio, Ácido	亚磷酸钠	Fosfate de Sodium, Acide	NaH_2PO_4	Sol. sat.	20	68	R				R	R		R	R
					50	122	R							R	R
					60	140					R	R		R	
					80	176								R	
Fosfato de Sodio, Neutro	亚磷酸钠	Fosfate de Sodium, Neutre	Na_2HPO_4	Sol. sat.	20	68					R	R		R	R
					50	122								R	R
					60	140					R	R		R	
					80	176						R		R	
Fosfato de Tributilo	磷酸三丁酯	Tributyl Phosphate	$(C_4H_9)_3PO_4$	Tg-L	20	68		R	N	N				N	
Fosfato de Tricresil	磷酸三	Tricresyl Phosphate	$(H_3C\text{-}C_6H_4O)_3PO$		20	68		R	N	L					
					40	104				N					
Fosfato de Trioctil	磷酸三辛酯	Trioctyl Phosphate	$(C_8H_{17})_3PO_4$		20	68		R	N	L					
Fosfato de Zinc	磷酸锌	Phosphate de Zinc	$Zn_3(PO_4)_2$	Sol. sat.	20	68		R	R						
					40	104		R	R						
					60	140		R	R						
					80	176			R						
Fosfina	磷化氢	Phosphines		Tg-G	20	68					R	R	R		
					60	140					R	R	R		
Fosgeno	碳酰氯	Phosgène	$COCl_2$	Tg-L	20	68		N	R	L					
				Tg-G	20	68		R	R	R					
					40	104			R	R					
					60	140			L	R					
Fréon - F12	氟利昂	Freon 12	CCl_2F_2	Sol. trab.	20	68								L	R
					50	122								L	R
Fructosa	果糖	Fructose	$C_6H_{12}O_6$	Sol.	20	68	R					R		R	R
					50	122	R					R		R	R
					93	200						R		R	
Ftalato de Butilo	邻苯二甲酸	Phtalate de Butyl		Tg-L	20	68						R	N	N	N
					60	140						L	N		
Ftalato de Diisooctilo	二异氰酸盐	Phtalate de Diisoctyl		Tg-L	20	68						R	N		N
					60	140						L	N		
Ftalato de Dioctilo	邻苯二酸二辛酯	Phtalate de Dioctyl	$C_6H_4(COOC_8H_{14})_2$	Tg-L	20	68	L	L	R	N	R	L	N	N	N
					50	122	N								N
					60	140					L	L	N		
Fuel Oil	燃油	Fioul			20	68		N	R	R					
					40	104			R	R					
					60	140			R	R					
Gas, Natural, Húmedo	天然气，湿	Gaz, Naturelle, Humide		Tg-G	20	68					R		R		R
					50	122									R
Gas, Natural, Seco	天然气，干	Gaz, Naturelle, Sec		Tg-G	20	68			R	R	R		R	R	R
					50	122					R				R
Gas, Sintético	合成气体	Gaz, Syntethique		Tg-G	20	68					R		R		
Gases Nitrosos	氮气	Gaz d'Azote	NO_X	Sol. dil.	20	68			R	L					
					40	104			R	N					
					60	140		L	R						
Gasolina	汽油	Gasoline		Sol. trab.	20	68		N	R	R	R	N	R	N	N
					60	140			R	R	L	N	R	N	
Gelatina	凝胶	Gelatine		Sol.	20	68		R	R	R	R	R	R	R	R
					40	104		R	R	R					
					50	122								R	R
					60	140					R	R	R	R	
Glicerina	甘油	Glycérine	$C_2H_5(OH)_3$	Tg-L	20	68	R				R	R	R	R	R
					50	122	R						R	R	R
					60	140					R	R	R	R	
					93	200						R		R	
Glicerol	丙三醇	Glycérol	$HOCH_2\text{-}CHOH\text{-}CH_2OH$	Tg-L	20	68		R	R	R					
					40	104		L	R	R					
					60	140		L	L	R					
					80	176			N	N					
Glicocol	氢氧乙酸	Glycocoll	$NH_2\text{-}CH_2\text{-}COOH$	10	20	68			R	R					
					40	104			R	L					
Glucosa (Dec a >200°C)	葡萄糖	Glucose	$C_6H_{12}O_6{\cdot}H_2O$	Sol.	20	68		R	R	R	R	R	R	R	R
					50	122								R	R
					60	140		R	R	R	R	R	R	R	
					80	176		R	R	R				R	
					93	200			R			R		R	
Heptano	庚烷	Heptane	C_7H_{16}	Tg-L	20	68	N	N	R	R	R	L	R	L	R
					40	104			R	R					
					50	122	N								
					60	140			R	R	N	N			
Hexacianoferrato (II) de Potasio	铁氰化钾	Potassium Ferrycianure	$K_4Fe(CN)_6{\cdot}3H_2O$	Sol. sat.	20	68		R	R		R	R	R	R	R
					50	122								R	R
					60	140					R	R	R	R	
Hexadecanol	六水正癸醇	Hexadecanol	$C_{16}H_{33}OH$	Sol. trab.	20	68							R		
					60	140							R		
Hexano	己烷	Hexane	C_6H_{14}	Tg-L	20	68		N	R	R		R		R	N
					40	104			R	R					
					50	122								R	N
					60	140			R	R		L		R	
Hexanol	乙烷	Hexanol	$CH_3(CH_2)_4CH_2OH$	Tg-L	20	68							R	R	
					60	140							R	R	
Hidrato de Hidrazina	水合肼	Hydrazine Hydrate	$H_2N\text{-}NH_2{\cdot}H_2O$	Sol.	20	68		R	L	N				N	
Hidrofluoruro de Amonio	氟化氢铵	Ammonium Hydrogen Fluoride	NH_4HF_2	50	20	68		R	R						
Hidrógeno	氢	Hydrogène	H_2	Tg-G	20	68			R	R	R	R	R	R	
					40	104		R	R	R					
					60	140		R	R	R	R		R	R	
					80	176		R	R	R					
					100	212			R						
Hidrogeno Carbonato de Amonio	碳酸氢胺	Hydrogen Carbonate d'Ammonium	HCO_3NH_4	Sol. sat.	20	68					R	R	R	R	
					60	140					R	R	R	R	
Hidrogenosulfito de Potasio	亚硫酸氢钾	Hydrogensulfite de Potassium	$KHSO_3$	Sol.	20	68		R			R	R	R	R	
					40	104		R						R	
					60	140					R		R	R	
					90	194								R	
Hidrogenosulfito de Sodio	硫酸氢钠	Sodium Bisulfate	$NaHSO_3$	Sol. sat.	20	68					R	R	R	R	R
					60	140					R		R	R	
					93	200								R	
Hidrogenosulfuro de Calcio	碳酸氢钠	Hydrogensulfure de Calcium	$Ca(HS)_2$	Sol.	20	68		R			R	R	R	R	
					40	104		R				R	R	R	
					60	140		R			R	R	R	R	
					93	200								R	

PRODUCTO	产品	PRODUIT	FORM.	CONC.	TEMP °C	°F	EVA	EPDM	FPM	NBR	PE-HD	PP	PVC-U	PVC-C	ABS
Hidróxido de Aluminio	氢氧化铝	Hydroxide d'Aluminium	$AlO_3 \cdot 3H_2O$	Susp.	20	68	R	R			R	R	R	R	R
					40	104		R						R	
					50	122	R							R	R
					60	140		R			R	R	R	R	
					93	200								R	
Hidroxido de Amonio	氢氧化铵	Hydroxide d'Ammonium	NH_4OH	Sol. sat.	20	68		R	N	R				N	
					40	104		R		L				N	
					60	140		L		L				N	
Hidróxido de Bario	氢氧化钡	Hydroxide de Barium	$Ba(OH)_2$	Sol. sat.	20	68		R	R	R	R	R	R	R	R
					50	122		R		R				R	R
					60	140		R		R	R	R	R	R	
					80	176		R						R	
					93	200						R		R	
Hidróxido de Calcio	氢氧化钙	Hydroxide de Calcium	$Ca(OH)_2$	Sol. sat.	20	68	R	R	R	R	R	R	R	R	R
					40	104		R	R	R				R	
					50	122	R							R	R
					60	140		R	R	L	R	R	R	R	
					80	176		R	R					R	
					93	200			R					R	
Hidróxido de Magnesio	氢氧化镁	Magnesium Hydroxide	$Mg(OH)_2$	Sol. sat.	20	68	R				R	R	R	R	R
					50	122	R							R	R
					60	140					R	R	R	R	
					93	200								R	
Hidróxido de Potasio	氢氧化钾	Potassium Hydroxyde	KOH	Sol.	20	68					R		R	R	R
					50	122								R	R
					60	140					R		R	R	
					80	176								R	
				10	20	68					R	R	R	R	R
					50	122								R	R
					60	140					R	R	R	R	
					80	176								R	
					100	212						R		N	
				20	20	68	R					R	R	R	R
					50	122	R							R	R
					60	140						R	R	R	
					100	212						R			
				Hasta 50	20	68			N	L		R	R	R	
					40	104				N				R	
					60	140		R				R	R	R	
					80	176		L						R	
					100	212						R			
Hidróxido de Sodio	氢氧化钠	Sodium Hydroxyde	NaOH	50	20	68	R	R	N	L		R	R	R	R
					40	104		R		N		R	R	R	R
					50	122	R					R	R	R	R
					60	140		R				R	R	R	
					80	176						R		R	
Hipoclorito de Calcio	次氯酸钙	Hypochlorite de Calcium	$Ca(ClO)_2$	Sol.	20	68	R				R	R		R	R
					50	122	R							R	R
					60	140					R			R	
				Sol. sat.	93	200								R	
Hipoclorito de Potasio	次氯酸钾	Hipochlorite de Potassium	KClO	Sol.	20	68		R	L		R			R	
					60	140					L			R	
					90	194								R	
Hipoclorito de Sodio	次氯酸钾	Sodium Hypochlorite	$NaClO \cdot 5H_2O$	5	20	68						R		R	R
					50	122								R	R
					60	140						R		R	
				10 a 15	20	68					R	R		R	N
					50	122								R	N
					60	140					R			R	
				20	20	68								R	N
					50	122								R	N
				2% Cl	100	212								R	
				12,5% Cl	20	68		R	R	N	R			R	N
					50	122								R	N
					60	140					R			R	
					80	176								R	
					100	212								R	
				13% Cl	20	68							R	R	N
					50	122								R	N
					60	140							L	R	
					93	200								R	
Yodo (En Yoduro de Potasio)	矿脉	Iode	I_2	Sol. sat.	20	68			R		N	R	N		L
					50	122									N
Yoduro de Potasio	矿脉钾	Iodure de Potassium	KI	Sol. sat.	20	68		R	R	R		R		R	R
					40	104			R	L				R	
					50	122								R	R
					60	140			R	N				R	
					80	176			R					R	
					90	194								R	
Ioduro de Sodio	矿脉钠	Iodure de Sodium	NaI	Tg-L	20	68		R	R	R				R	
					40	104			R	R				R	
					60	140			R	L				R	
Isobutironitrilo	异丁酰丁腈	Isobutyronitrile	C_4H_7N	Tg-L	20	68									N
Isooctano	异辛烷	Isooctane	$(CH_3)_3CCH_2CH(CH_3)_2$	Tg-L	20	68			R	R		L			R
					60	140						N			
Isopropil Éter	异丙醚	Isopropyl Ether	$(CH_3)_2CHOCH(CH_3)_2$	Tg-L	20	68		L	N	N		L	N	N	
Jabón	脂肪酸盐	Savon		Sol.	20	68		R	R	R			R	R	
					40	104		R	R	R					
					60	140		R	R	R				R	
					93	200								R	
Jabón Detergente, Solución Acuosa	清洁剂	Détergents		Tg-L	20	68			R	R				L	R
					40	104		R	R	R				L	
					60	140		R	R	R				L	
Jarabe de Almidon	淀粉浆	Sirop d'Amidon	$(C_6H_{10}O_5)_n$	Sol. trab.	20	68			R	R				R	
					40	104		R	R	R				R	
					60	140		R	R	R				R	
					80	176		R	R	R				R	
Jarabe de Azucar	糖浆	Sirop de Sucre		Sol. trab.	20	68			R	R				R	
					40	104		R	R	R				R	
					60	140		R	R	R				R	
					80	176		R	R					R	

PRODUCTO	产品	PRODUIT	FORM.	CONC.	TEMP °C	TEMP °F	EVA	EPDM	FPM	NBR	PE-HD	PP	PVC-U	PVC-C	ABS
Levadura	硝母	Levure		Susp.	20	68		R	R	R	R		R	R	
					40	104		R	R	R				R	
					60	140					R		L		
Mahonesa	蛋黄酱	Mayonnaise		Sol. trab.	20	68					R		R		R
Margarina	人造黄油	Margarine		Sol. trab.	20	68									R
					50	122									R
Melaza	蜜糖	Mélasse		Sol. trab.	20	68		R	R	R	R		R	R	R
					40	104		R	R	R					
					50	122								R	R
					60	140			R	R	R		L		
					80	176			R	R					
Mercurio	水银	Mercure	Hg	Tg-L	20	68		R	R	R	R	R	R	R	R
					60	140		R	R	R	R	R	R	R	
					80	176			R					R	
Metacrilato de Metilo	甲基丙烯酸甲酯	Méthyle Méthacrylate	$C_5H_8O_2$	Tg-L	20	68							N	N	
Metafosfato de Amonio	三聚乙醛铵	Metafosfate d'Ammonium	NH_4PO_3	Sol. sat.	20	68					R	R	R		
					60	140					R	R	R		
					100	212						R			
Metafosfato de Sodio	偏磷酸钠	Sodium Metafosfate	$(NaPO_3)_n$	Sol.	20	68						R		R	N
					50	122								R	N
Metil Butil Cetona	甲基丁基(甲)酮	Methyl Butyl Cetone	$CH_3CO(CH_2)_3CH_3$	Tg-L	20	68							N	N	N
					60	140							N	N	N
Metil Etil Cetona	甲乙酮	Methyl Ethyl Cetone	$CH_3COC_2H_5$	Tg-L	20	68			N	N		R	N	N	N
					50	122								N	N
					60	140							N	N	
Metilamina	甲基铵	Methyl Amine	CH_3NH_2	Hasta 32	20	68			R	N		R			
Metilciclohexanonas	甲基环己酮	Methyl Cyclohexanone	$C_7H_{12}O$	Tg-L	20	68								N	R
					50	122								N	R
Metilglicol	甲基熔纤剂	Methyl Glycol	$CH_3\text{-}OCH_2CH_2OH$	Tg-L	20	68									L
					50	122									N
Miel	蜂蜜	Miel		Sol. trab.	20	68					R	R	R		R
					50	122									R
					60	140					R	R	R		
Molibdato de Amonio	钼酸铵	Molibdate Amonique	$NH_4Mo_7O_{24}.7H_2O$		20	68								R	R
					50	122									R
Monóxido de Carbono, Gas	一氧化碳	Monoxide de Carbon	CO	Tg-G	20	68					R	R	R	R	R
					50	122								R	R
					60	68					R	R	R	R	
					93	200								R	
Morfolina	吗啉	Morpholine	C_4H_9NO	Tg-L	20	68			R	N					
Mostaza, Acuosa	芥子气	Moutarde		Sol. trab.	20	68					R		R	R	R
Mowilith D	Mowilith D	Mowilith D		Sol. trab.	20	68			R	R					
N - Butanol	丁醇	Butanol	$C_4H_{10}O$	Tg-L	20	68		R	R	R	R	R	R	L	N
					40	104		R	L	R					
					50	122								L	N
					60	140		R	N	R	R	L	L	L	
					100	212						L		N	
Nafta	石脑油	Naphte		Sol. trab.	20	68						R	N		N
					60	140						N	N		
Naftalina	萘(球)	Naphtalène	$C_{10}H_8$	Tg-L	20	68		N	R	R				N	
					40	104			R	R					
					60	140			R	R					
Nitrato de Aluminio	硝酸铵	Nitrate d'Aluminium	$Al(NO_3)_3{\cdot}9H_2O$	Sol. Sat	20	68		R			R	R	R	R	R
					40	104		R						R	
					50	122								R	R
					60	140		R			R	R	R	R	
					93	200								R	
Nitrato de Amonio	硝酸铵	Nitrate d'Ammonium	NH_4NO_3	Sol. sat.	20	68	R	R	R	R	R	R	R	R	R
					40	104		R	R	R				R	
					50	122	R							R	R
					60	140		R	R	L	R	R	R	R	
					80	176			R					R	
					100	212						R		L	
Nitrato de Calcio	硝酸钙	Nitrate de Calcium	$Ca(NO_3)_2$	Sol. sat.	20	68	R				R	R	R	R	R
					50	122	R							R	R
					60	140					R	R	R	R	
					93	200								R	
				50	20	68		R	R	R					
					40	104		R	R	R					
					60	140		R	R						
					80	176			R						
Nitrato de Cobre (II)	硝酸铜	Nitrate de Cuivre	$Cu(NO_3)_2{\cdot}3H_2O$	Sol. sat.	20	68	R				R	R	R	R	R
					50	122	R							R	R
					60	140					R	R	R	R	
					93	200						R		R	
Nitrato de Magnesio	硝酸镁	Magnesium Nitrate	$Mg(NO_3)_2$	Sol. sat.	20	68	R				R	R	R	R	R
					50	122	R							R	R
					60	140					R	R	R	R	
					93	200								R	
Nitrato de Niquel	硝酸镍	Nickel Nitrate	$Ni(NO_3)_2{\cdot}6H_2O$	Sol. sat.	20	68	R				R	R	R	R	R
					50	122	R							R	R
					60	140					R	R	R	R	
					93	200								R	
Nitrato de Plata	硝酸银	Argent Nitrate	$AgNO_3$	Sol. sat.	20	68		R	R	R	R	R	R	R	
					40	104		R	R	R				R	
					60	140		R	R	R	R	R	L	R	
					93	200						L		R	
Nitrato de Potasio	硝酸钾	Potassium Nitrate	KNO_3	Sol. sat.	20	68	R				R	R	R	R	R
					50	122	R							R	R
					60	140					R	R	R	R	
				50	20	68		R	R	R				R	
					40	104			R	R				R	
					60	140			R	R				R	
					90	194								R	
Nitrato de Sodio	硝酸钠	Nitrate de Sodium	$NaNO_3$	Sol. sat.	20	68			R	R	R	R	R	R	R
					40	104			R	R				R	
					50	122								R	R
					60	140		R	R	R	R	R	R	R	
					93	200								R	

PRODUCTO	产品	PRODUIT	FORM.	CONC.	TEMP °C	°F	EVA	EPDM	FPM	NBR	PE-HD	PP	PVC-U	PVC-C	ABS
Nitrato Ferroso	硝酸亚铁	Nitrate Ferreux	$Fe(NO_3)_2$	Sol. sat.	20	68		R	R					R	
					40	104		R	R					R	
					60	140		R	R					R	
					80	176			R					R	
					93	200			R					R	
Nitrato Mercurioso	硝酸汞	Nitrate de Mercure	$HgNO_3 \cdot 2H_2O$	Sol.	20	68		R	R	R	R	R	R	R	R
					50	122		R	R	R				R	R
					60	140		R	R	R	R	R	R	R	
					80	176			R						
					100	212									
				Sol. sat.	20	68					R	R	R	R	
					60	140					R	R	R	R	
					100	212									
Nitrito de Sodio	亚硝酸钠	Nitrite de Sodium	$NaNO_2$	Sol. sat.	20	68		R	R	R	R	R	R	R	R
					40	104			R	L				R	
					50	122								R	R
					60	140			R	N	R	R	R	R	
					93	200								R	
Nitrobenceno	硝基苯	Nitrobenzene	$C_6H_5NO_2$	Tg-L	20	68		N	L	N		R	N	N	N
					60	140						L	N		
Nitrotolueno	硝基甲苯	Nitrotoluène	$C_7H_7NO_2$	Tg-L	20	68		N	L	L					
					40	104			N	N					
Orina	尿	Urine			20	68			R	R	R	R	R	R	R
					50	122								R	R
					60	140		R	R	R	R	R	L	R	
					80	176								R	
Ortofosfato de Potasio	磷酸钾	Ortophosphate de Potassium	K_3PO_4	Sol. sat.	20	68					R			R	R
					50	122								R	R
					60	140					R			R	
					90	197								R	
Oxalato de Amonio	草酸铵	Oxalate d'Ammonium	$H_4NOOC\text{-}COONH_4$		20	68		R							
Oxalato de Sodio	草酸钠	Oxalate de Sodium	$Na_2C_2O_4$	Sol. sat.	20	68			R	R					
Oxicloruro de Aluminio	氯氧化铝	Oxychlorure d'Aluminium		Susp.	20	68					R	R	R		R
					50	122									R
					60	140					R	R	R		
Oxicloruro de Fósforo	氯氧化磷	Oxichlorure de Phosphore	$POCl_3$	Tg-L	20	68						L	N	R	
					40	104								R	
					75	167									
Óxido de Mesitilo	莫基化氧	Oxide de Mesityle	$C_6H_{10}O$		20	68							N		N
Oxido de Propileno	环氧丙烷	Oxyde de Propylène	C_3H_6O	Tg-L	20	68		L	N	N				N	
Óxido de Zinc	氧化锌	Oxyde de Zinc	ZnO	Susp.	20	68					R	R	R	R	R
					50	122								R	R
					60	140					R	R	R	R	
Oxígeno, Gas	氧气	Oxygène	O_2	Tg-G	20	68		R	R	R	R	R	R	R	R
					40	104		R	R					R	
					50	122								R	R
					60	140		R	R		L		R	R	
Ozono, Gas	臭氧	Ozone	O_3	2 en aire	20	68		L	R	N					
				Sol. sat.	20	68		N	R	N				R	
					40	104			L					R	
					93	200			N					R	
				Tg-G	20	68					L		R		N
					60	140					N		R		
Parafina	石腊	Parafine	$C_{36}H_{74}$	Tg-L	20	68								R	R
Pentano	戊烷	Pentane	$CH_3(CH_2)_3CH_3$		20	68									N
Perborato de Sodio	过硼酸钠	Perborate de Sodium	$NaBO_2 \cdot H_2O_2 \cdot 3H_2O$	Sol. sat.	20	68		R	R			R		R	R
					50	122								R	R
Perclorato de Potasio	高氯酸钾	Perchlorate de Potassium	$KClO_4$	Sol. sat.	20	68	R	R	R	R	R			R	
					40	104			R	L				R	
					50	122	R							R	
					60	140			R		R			R	
					80	176			R					R	
				10	20	68						R		R	
					60	140						R		R	
Perclorato de Sodio	高氯酸钠	Perchlorate de Sodium	$NaClO_4$	Sol. sat.	20	68		R	R						
Percloroetileno	全氯乙烯	Perchloro-Ethylene	$Cl_2C{=}CCl_2$		20	68			R	L				N	N
					40	104			R	N					
					60	140			R						
Permanganato de Potasio	高猛酸钾	Potassium Permanganate	$KMnO_4$	Sol. sat.	20	68	N	R	R	L				R	
					40	104			R	N				R	
					50	122	N							R	
					60	140			R					R	
					80	176			R					R	
				10	20	68							R	R	
					60	140							R	R	
					80	176								R	
				20	20	68					R		R	R	
					60	140					R		R	R	
Peróxido de Hidrógeno	氧化氢	Peroxide d'Hydrogèn	H_2O_2	Hasta 10	20	68			R	L	R	R	R	R	L
					40	104		L	L	N					
					50	122		N	N						L
					60	140					R		R		
				30	20	68	R	L	R	N	R	R	R	R	
					50	122	L								
					60	140					R	L	R		
					100	212									
				50	20	68		L	R					R	
				90	20	68			L	N	R				
					60	140					N				
Persulfato de Amonio	过(二)硫酸铵	Persulfate d'Ammonium	$(NH_4)_2S_2O_8$	Sol. sat.	20	68	R				R	R	R	R	R
					50	122	R							L	R
					60	140					R	R	R		
Persulfato de Potasio	过(二)硫酸钾	Persulfate de Potassium	$K_2S_2O_8$	Sol. sat.	20	68		R	R	N	R	R	R	R	R
					40	104		R	R						
					50	122			R						R
					60	140			R		R	R	L		
					100	212			R						
Petróleo	汽油	Pétrole		80/20	20	68		N	R	R			N		
					40	104			R	R					
					60	140			L	R			N	N	

PRODUCTO	产品	PRODUIT	FORM.	CONC.	TEMP °C	TEMP °F	EVA	EPDM	FPM	NBR	PE-HD	PP	PVC-U	PVC-C	ABS
Propanol	丙醇	Propanol	C_3H_7OH	Tg-L	20	68		R	R	R				L	
					40	104		R	R	L				L	
					60	140			R	N				L	
Propileno Glicol	丙二醇	Propylène Glycol	$C_3H_8O_2$	<25	80	176								R	
				Tg-L	20	68	R	R	R	R				L	
					40	104		R	R	L				L	
					50	122	R		L	N				L	
Queroseno	煤油	Querosene		Sol. trab.	20	68									R
Rábano	萝卜	Radis		Sol. trab.	20	68					R	R	R		R
					50	122									R
					60	140					R	R	R		
Refresco de Jengibre (Ginger Ale)	姜汁无酒精饮料	Ginger Ale		Sol. trab.	20	68		R	R	R					R
Reveladores (Fotográficos)	显影剂	Revealers (Photographique)		Sol. trab.	20	68		R	R	L	R		R	R	
					40	104		R	R	L					
					60	140					R		R	R	
Sales de Bario	钡盐	Sels de Barium		Tg-L	20	68		R	R	R					
					40	104		R	R	R					
					60	140		R	R	R					
					80	176		R	R						
Sales de Cobre	库珀盐	Sels de Cuivre		Tg-L	20	68		R	R	R					
					40	104		R	R	R					
					60	140			R	L					
					80	176			R						
Sales de Hierro	铁盐	Sels de Fer		Sol.	20	68		R	R	R					
					40	104		R	R	R					
					60	140		R	R	R					
					80	176		R	R						
					100	212			R						
Silicato de Sodio	硅酸钠	Sodium Silicate	Na_2SiO_3	Sol.	20	68			R	R	R	R	R	R	R
					50	122			R	R				R	R
					60	140		R	R	R	R	R	R	R	
				Sol. sat.	20	68								R	R
					50	122								R	R
					80	176								R	
Solución de Almidon	淀粉糖, 葡萄糖	Solution d'Amidon	$(C_6H_{10}O_5)_n$	Sol.	20	68			R	R					
					40	104		R	R	R					
					60	140		R	R	R					
Sulfato de Aluminio	硫酸铝	Sulfate d'Aluminium	$Al_2(SO_4)_3$	Sol. sat.	20	68	R		R	R	R	R	R	R	R
					40	104			R	R					
					50	122	R							R	R
					60	140		R	R	R	R	R	R	R	
					80	176			R						
					93	200								R	
Sulfato de Aluminio-Potasio	硫酸铝钾	Sulfate d'Aluminium-Potassium	$AlK(SO_4)\cdot 12H_2O$	Sol. sat.	20	68		R			R	R	R	R	R
					50	122		R						R	R
					60	140		R			R	R	R	R	
					80	176		R						R	
					93	200								R	
Sulfato de Amonio	硫酸铵	Sulfate d'Ammonium	$(NH_4)_2SO_4$	Sol. sat.	20	68	R	R	R	R	R	R	R	R	R
					40	104		R	R	R				R	
					50	122	R							R	R
					60	140		R	R	L	R	R	R	R	
					80	176		R	R					R	
					93	200			R			R		R	
Sulfato de Bario	硫酸钡	Sulfate de Barium	$BaSO_4$	Susp.	20	68		R			R	R	R	R	R
					50	122								R	R
					60	140		R			R	R	R	R	
					93	200						R		R	
Sulfato de Berilio	硫酸铍	Sulfate de Berylium	$BeSO_4$		20	68			R						
					40	104			R						
					60	140			R						
Sulfato de Calcio	硫酸钙	Sulfate de Calcium	$CaSO_4$	Susp.	20	68	R	R			R	R	R	R	R
					40	104		R							
					50	122	R							R	R
					60	140		R			R	R	R	R	
					93	200								R	
Sulfato de Cobre (II)	硫酸铜	Sulfate de Cuivre	$CuSO_4\cdot 5H_2O$	Sol. dil.	20	68	R							R	
					50	122	R							R	
				Sol. sat.	20	68					R	R	R	R	R
					50	122								R	R
					60	140					R	R	R	R	
					93	200								R	
Sulfato de Hidroxilamina	硫酸羟氨基	Sulfate de Hydroxilamine	$(NH_30H)_2SO_4$	Tg-L	20	68		R	R	R				N	
					40	104			R	L					
Sulfato de Litio	硫酸锂	Sulfate de Lithium	Li_2SO_4		20	68		R	R					R	
					93	200								R	
Sulfato de Magnesio	硫酸镁	Sulfate de Magnésium	$MgSO_4\cdot 7H_2O$	Sol. sat.	20	68	R				R	R	R	R	R
					50	122	R							R	R
					60	140					R	R	R	R	
					93	200								R	
Sulfato de Niquel	硫酸镍	Nickel Sulfate	$NiSO_4$	Sol. sat.	20	68	R				R	R	R	R	R
					50	122	R							R	R
					60	140					R	R	R	R	
					93	200								R	
Sulfato de Potasio	硫酸钾	Sulfate de Potassium	K_2SO_4	Sol. sat.	20	68	R	R	R	R	R	R	R	R	R
					40	104		R	R	R				R	
					50	122	R							R	R
					60	140			R	R	R	R	R	R	
					80	176			R					R	
					93	200								R	
Sulfato de Sodio	硫酸钠	Sulfate de Sodium	Na_2SO_4	Sol. sat.	20	68	R		R	R	R	R	R	R	R
					40	104			R	R					
					50	122	R							R	R
					60	140		L	R	R	R	R	R	R	
					80	176			R					R	
					90	194								R	
				0,1	20	68					R	R	R	R	R
					50	122								R	R
					60	140					R	R	R	R	

PRODUCTO	产品	PRODUIT	FORM.	CONC.	TEMP °C	°F	EVA	EPDM	FPM	NBR	PE-HD	PP	PVC-U	PVC-C	ABS
Sulfato Ferroso	硫酸铁	Sulfate de Fer	$FeSO_4$	Sol. sat.	20	68					R	R	R	R	R
					50	122								R	R
					60	140					R	R	R	R	
					93	200								R	
Sulfato Mercuroso	硫酸汞	Sulfate Mercureux	$HgSO_4$		20	68		R	R	R					
					40	104		R	R	R					
					60	140		R	R	R					
					80	176			R						
Sulfito de Potasio	硫化钾	Sulfite de Potassium	$K_2SO_3 \cdot 2H_2O$	Sol. sat.	20	68	R		R		R	R	R	R	R
					50	122	R							R	R
					60	140					R	R	R	R	
					90	197								R	
Sulfito de Sodio	硫化钠	Sodium Sulfite	Na_2SO_3	Sol. sat.	20	68		R	R	R	R	R	R	R	R
					40	104		R	R	L				R	
					60	140		R	R	N	R	R	L	R	
					90	194								R	
				40	20	68					R	R	R	R	R
					60	140					R	R		R	
					90	194						R		R	
Sulfonatos de Alcoholes Grasos	脂肪磺酸盐酒精	Sulfonates d'Alcool Gras		Tg-L	20	68		R	R	R					
					40	104		R	R	R					
					60	140		R	R	R					
Sulfuro	硫磺	Sulfure	S		20	68		R	R	N				R	
					40	104			R						
					60	140			R						
					80	176			R						
Sulfuro de Amonio	硫化铵	Sulfure d'Ammonium	$(NH_4)_2S$	Sol. sat.	20	68		R	R	R	R	R	R	L	R
					40	104		R	L	R					
					50	122								L	R
					60	140		R	N	R	R	R	R	L	
Sulfuro de Bario	硫化钡	Sulfure de Barium	BaS	Sol. sat.	20	68		R			R	R	R	R	R
					50	122								R	R
					60	140		R			R	R	R	R	
					93	200						R		R	
Sulfuro de Calcio	硫化钙	Sulfure de Calcium	CaS	Sol. dil.	20	68		R			L			R	
					60	140					L				
				Sol. dil.	80	176								R	
Sulfuro de Hidrógeno, Acuoso	硫化氢	Sulfure d'Hydrogène	H_2S	Sol. sat.	20	68		R	R	N					
					40	104		N	R	N					
					60	140			R						
					80	176			L						
Sulfuro de Hidrógeno, Gas Seco	硫化氢，干气	Sulfure d'Hydrogène	H_2S	Tg-G	20	68		R	R	R	R	R	R	R	R
					40	104		N	R	L					
					50	122								R	R
					60	140			L	N	R	R	R	R	
Sulfuro de Potasio	硫化钾	Sulfure de Potassium	K_2S	Sol. sat.	20	68		R			R	R	R	R	R
					50	122		R						R	R
					60	140		R			R	R	R	R	
					93	200								R	
Sulfuro de Sodio	硫化钠	Sulfure de Sodium	Na_2S	Sol. sat.	20	68		R	R	R	R	R		R	
					40	104		R		R				R	
					60	140		R		R	R			R	
Tetracloroetano	四氯乙烷	Tetrachloroethane	$Cl_2CH\text{-}CHCl_2$	Tg-L	20	68	N	N	L	N					
Tetracloruro de Carbono	四氯化碳	Tétrachlorure de Carbone	CCl_4	Tg-L	20	68		N	R	N	L	N	N	N	N
					60	140					N	N	N		
Tetraetileno de Plomo	四乙基铅	Plomb Tetraethylène	$(C_2H_5)_4Pb$		20	68		L	R	R					
Tetraetilplomo (Dec a 200°C)	四乙铅	Plomb Tétraethyle	$C_8H_{20}Pb$	Tg-L	20	68							R	R	
Tetrahidrofurano	四氢化糠基	Tetrahydrofuran	C_4H_8O	Tg-L	20	68	N	L	N	N		L	N	N	N
					50	122	N							N	N
					60	140						N	N	N	
Tetralina	四氢化萘	Tetralin	$C_{10}H_{12}$	Tg-L	20	68						N			N
					60	140						N			
					80	176						N			
Tiocianato de Amonio	三氯铵	Thyocianate d'Ammonium	NH_4SCN	Sol. sat.	20	68	R				R	R	R	R	R
					50	122	R				R	R	R	R	R
					60	140					R	R	R	R	
					93	200								R	
Tiofeno	硫化苯	Tiophene	C_4H_4S	Tg-L	20	68						R			
					60	140						L			
Tiosulfato de Potasio	硫代硫酸钾	Tiosulfate de Potassium	$K_2S_2O_3$	Sol. sat.	20	68					R	R	R		R
					50	122									R
					60	140					R	R	R		
Tiosulfato de Sodio (Hiposulfito)	硫代硫酸钠	Sodium Thiosulfate	$NaS_2O_3 \cdot 5H_2O$	Sol. sat.	20	68		R	R	R		R		R	R
					40	104				L				R	
					50	122								R	R
					60	140				N				R	
					90	194								R	
Tolueno	甲苯	Toluène	$CH_3C_6H_5$	Tg-L	20	68	N	N	R	N	L	L	N	N	N
					50	122	N							N	N
					60	140					N	N	N	N	
Trementina	松节油	Turpentine		Tg-L	20	68						N		R	N
Triclo-Robenceno	三氯苯	Trichloro-Benzene	$C_6H_3Cl_3$	Sol. Trab.	20	68							N	N	N
Tricloroetileno	三氯乙烯	Tricholo-Ethylène	$CHCl{=}CCl_2$	Tg-L	20	68	N	N	R	N	N	N	N	N	N
Trietanolamina	三乙醇胺	Triethanolamine	$(HOCH_2CH_2)_3N$	Sol.	20	68					R	R		N	R
					50	122									R
					60	140					L				
				Tg-L	20	68		L	N	L				N	
Trietilamina	三乙胺		$N(CH_2\text{-}CH_3)_3$	Tg-L	20	68		N	N	N				N	
Trietilenglicol	丙二醇	Triethylene Glycol	$C_6H_{14}O_4$	50	20	68							R	R	R
Trifluoruro de Boro		Trifluorure de Bore	BF_3	Sol. sat.	20	68					R	R	R	R	
Trimetil-Propano	环丙烷	Trimethyl-Propane	$(CH_2OH)_3C_3H_5$	Hasta 10	20	68							R	R	
					40	104								R	
					60	140							L		
Trióxido de Azufre	三氧化硫	Trioxyde de Soufre	SO_3	Tg-L	20	68		N	N	N	N				
					60	140					N				

PRODUCTO	产品	PRODUIT	FORM.	CONC.	TEMP °C	TEMP °F	EVA	EPDM	FPM	NBR	PE-HD	PP	PVC-U	PVC-C	ABS
Dióxido de Carbono, Sol. Acuosa	二氧化碳	Dioxide de Carbone	CO_2	Sol. sat.	20	68							R	R	R
					50	122								R	R
					60	140							R	R	
Disulfito de Sodio	二硫化钠	Disulfit de Sodium	$Na_2S_2O_5$	Sol. sat.	20	68			R	L				R	
					40	104			R	N				R	
					60	140		R	R					R	
					80	176								R	
Disulfuro de Carbono	二硫化碳	Disulfure de Carbone	CS_2	Tg-L	20	68			R	N	L	R	N	N	N
					60	140					N	N	N		
Fosfato de Amonio	磷酸铵	Fosfate d'Ammonium	$NH_3H_3PO_4$	Sol. sat.	20	68		R	R	R		R	R	R	R
					40	104		R	R	R				L	
					50	122									R
					60	140			R	L			R		
					100	212			R						
Fosfato de Sodio	磷酸钠	Fosfate de Sodium	Na_3PO_4	Sol. sat.	20	68		R	R	R				R	
					40	104		R	R	R				R	
					60	140		R	R	R				R	
					90	194								R	
Hidroquinona	对苯二酚	Hydroquinone	$C_6H_4(OH)_2$	30	20	68		R							
				Sol. sat.	20	68					R	R	R	R	R
					50	122								R	R
					60	140					R	R	R		
Urea	尿素	Urée	$CO(NH_2)_2$	Sol.	20	68					R			R	R
					50	122								R	R
					60	140					R			R	
					80	176								R	
					100	212								N	
				Sol. sat.	20	68						R		R	R
					50	122								R	R
					60	140								R	
					80	176								R	
				10	20	68		R	R	R			R	R	R
					50	122		R	R	R				R	R
					60	140		R	R	R			L	R	
					80	176								R	
					100	212								N	
Lanolina	羊毛脂	Lanoline		Sol. trab.	20	68			R	R		R			R
					40	104			R	R					
					50	122			R	R					R
					60	140						L			
Latte	乳剂	Lait		Sol. trab.	20	68			R	R	R	R	R	R	R
					50	122								R	R
					60	140					R	R	R	R	
					100	212						R			
Nitrato di Zinco	硝酸锌	Nitrate de Zinc	$Zn(NO_3)_2{\cdot}6H_2O$	Sol. sat.	20	68		R	R		R	R	R	R	R
					40	104		R	R						
					50	122								R	R
					60	140		R	R		R	R	R	R	
					80	176			R					R	
					93	200								R	
Nitrato Ferrico	硝酸铁	Nitrate de Fer	$Fe(NO_3)_3{\cdot}9H_20$	Sol. sat.	20	68	L				R	R	R	R	R
					50	122	L							R	R
					60	140					R	R	R	R	
					93	200						R		R	
Piridina	嘧啶	Pyridine	$N(CH)_4CH$	Tg-L	20	68		L	N	N	R	L	N	N	
					60	140					L			N	
Pirogallo	焦酚	Pyrogallol	$C_6H_3(OH)_3$	100	20	68			R						
Propano, Gas	丙烷	Propane	C_3H_8	Tg-G	20	68		N	R	R		R			
Propano, Liquido	丙烷	Propane	C_3H_8	Tg-L	20	68		N	R	R					
Solfato Ferrico	硫酸铁	Sulfate de Fer (III)	$Fe_2(SO_4)_3$	Sol. sat.	20	68	L	R	R		R	R	R	R	R
					40	104		R	R						
					50	122	L							R	R
					60	140		R	R		R	R	R	R	
					80	176		R	R						
					93	200			R			R		R	
Vaselina	凡士林	Vaseline			20	68		N	R	R					
					40	104			R	R					
					60	140			R	R					
					80	176			R	R					
Vinagre	醋	Vinaigre		Sol. trab.	20	68		R	L	N	R	R	R	R	R
					60	140			N		R	R	R	R	
					80	176								R	
Vino	葡萄糖	Vin		Sol. trab.	20	68		R	R	R	R	R	R	R	R
					50	122								R	R
					60	140					R	R	R	R	
Vinos y Licores	葡萄酒	Vin et Boissons Alcoolisées		Sol. trab.	20	68		R	R	R	R	R	R	R	R
					50	122								R	R
					60	140					R	R	R	R	
Whisky	威士忌酒	Whisky		Sol. trab.	20	68		R	R	R	R	R	R	R	R
					50	122								R	R
					60	140					R	R	R	R	
Xilenos	二甲苯	Xylènes	$C_6H_4(CH_3)_2$	Tg-L	20	68	N	N	R	N	L	N	N	N	N
					40	104			L						
					50	122	N		N		N	N	N	N	N
Zumo de Fruta	果汁	Jus de Fruit		Sol. trab.	20	68		R	R	R		R		R	R
					40	104		R	R	R					
					50	122		R	R	R				R	R
					60	140		R	R	R		R		R	
					100	212		R	R	R		R			
Zumo de Manzana	苹果汁	Jus de Pomme		Sol. trab.	20	68					R	R	R	R	R
					50	122								R	R
					60	140							R	R	
Zumo de Pomelo	柚子汁	Jus de Pamplemousse		Sol. trab.	20	68					R		R		R
					50	122									R

PRODUCTO	产品	PRODUIT	FORM.	CONC.	TEMP °C	°F	EVA	EPDM	FPM	NBR	PE-HD	PP	PVC-U	PVC-C	ABS
Leche	乳剂	Lait		Sol. trab.	20	68			R	R	R	R	R	R	R
					50	122								R	R
					60	140					R	R	R	R	
					100	212						R			
Lanolina	羊毛脂	Lanoline		Sol. trab.	20	68			R	R		R			R
					40	104			R	R					
					50	122			R	R					R
					60	140						L			
Nitrato de Zinc	硝酸锌	Nitrate de Zinc	$Zn(NO_3)_2 \cdot 6H_2O$	Sol. sat.	20	68		R	R		R	R	R	R	R
					40	104		R	R						
					50	122								R	R
					60	140		R	R		R	R	R	R	
					80	176			R					R	
					93	200								R	
Nitrato Férrico	硝酸铁	Nitrate de Fer	$Fe(NO_3)_3 \cdot 9H_20$	Sol. sat.	20	68	L				R	R	R	R	R
					50	122	L							R	R
					60	140					R	R	R	R	
					93	200						R		R	
Petroléo Bruto	原油	Pétrole Brut		Tg-L	20	68							R		
					40	104							R		
Piridina	嘧啶	Pyridine	$N(CH)_4CH$	Tg-L	20	68		L	N	N	R	L	N	N	
					60	140					L			N	
Pirogallol	焦酚	Pyrogallol	$C_6H_3(OH)_3$	100	20	68			R						
Propano, Gas	丙烷	Propane	C_3H_8	Tg-G	20	68		N	R	R		R			
Propano, Liquido	丙烷	Propane	C_3H_8	Tg-L	20	68		N	R	R					
Sulfato de Zinc	硫酸锌	Sulfate de Zinc	$ZnSO_4 \cdot 7H_2O$	Sol. sat.	20	68	R	R	R		R	R	R	R	R
					50	122	R	R	R					R	R
					60	140		R	R		R	R	R	R	
					80	176		R	R					R	
Sulfato Férrico	硫酸铁	Sulfate de Fer (III)	$Fe_2(SO_4)_3$	Sol. sat.	20	68	L	R	R		R	R	R	R	R
					40	104		R	R						
					50	122	L							R	R
					60	140		R	R		R	R	R	R	
					80	176		R	R						
					93	200			R			R		R	
Acetofenone	丙酮	Acétophénone	$C_6H_5COCH_3$	Tg-S	20	68						R	N	N	N
					60	140						L	N		
Acetone	乙酰	Acétone	CH_3COCH_3	Hasta 10	20	68		R	L	N					
					40	104		R	L						
					60	140		R	N						
				Tg-L	20	68	N	R	N	N	L	R	N	N	N
					40	104		R							
					60	140		R			L	R	N		
Ácido Fluorhídrico, Gas	盐酸，干气	Acide Fluorhydrique, Gas	HF	Tg-G	20	68							L		
					60	140							N		
Agua, Destilada	蒸馏水	Eau Distillée	H_2O		20	68			R	R	R	R	R	R	R
					50	122		R	R	R				R	R
					60	140		L	R	R	R	R	R	R	
					80	176		N	R	R		R		R	
					90	194			R	R		R		R	
					100	212			R						
Agua, Dulce	糖水	Eau, Sucrerie	H_2O		20	68					R	R	R	R	R
					50	122								R	R
					60	140					R	R	R	R	
					80	176								R	
					100	212						R			
Bisulfato de Potasio	硫酸氢钾	Bisulfate de Potassium	$KHSO_4$	Sol. sat.	20	68		R			R	R	R	R	R
					50	122		R						R	R
					60	140		R			R	R	R	R	
					80	176		R						R	
					93	200								R	
Carbonato de Bismuto	碳酸铋	Carbonate de Bismuth	$(BiO)_2CO_3$	Sol. sat.	20	68					R	R	R	R	R
					50	122								R	R
					60	140					R	R	R		
Carbonato de Calcio	碳酸钙	Carbonate de Calcium	$CaCO_3$	Susp.	20	68		R	R		R	R	R	R	R
					50	122		R	R		R	R	R	R	R
					60	140		R	R		R	R	R	R	
					80	176		R	R					R	
					93	200						R		R	
Cloro, Acuoso	氯	Chlore	Cl,aq	Tg-L	20	68		N	L	N				N	
Cloro, Gas Húmedo	氯	Chlore	Cl_2	Tg-G	20	68		N	R	N				N	N
Cloro, Gas Seco	氯	Chlore	Cl_2	Tg-G	20	68		N	R	N	L	N	L		N
					60	140					N	N	N		
Clorobenceno	氯化苯	Chlorobenzene	C_6H_5Cl	Tg-L	20	98		N	N	N			N	N	N
Cloroetanol	氯乙醇	Chlorethanol	C_2H_3ClO	Tg-L	20	68		L	N	R		R	N		N
					60	140							N		
Cloroformo	氯仿	Chloroforme	$CHCl_3$	Tg-L	20	68					N	L	N	N	N
					60	140					N	N	N	N	
Cloruro Ferroso	二氯化铁	Chlorure de Fer	$FeCl_2$	Sol. sat.	20	68	L	R	R		R	R	R	R	R
					40	104		R	R						
					50	122	L							R	R
					60	140		R	R		R	R	R	R	
					80	176		R	R					R	
					90	194			R			R		R	
					100	212			R			R			

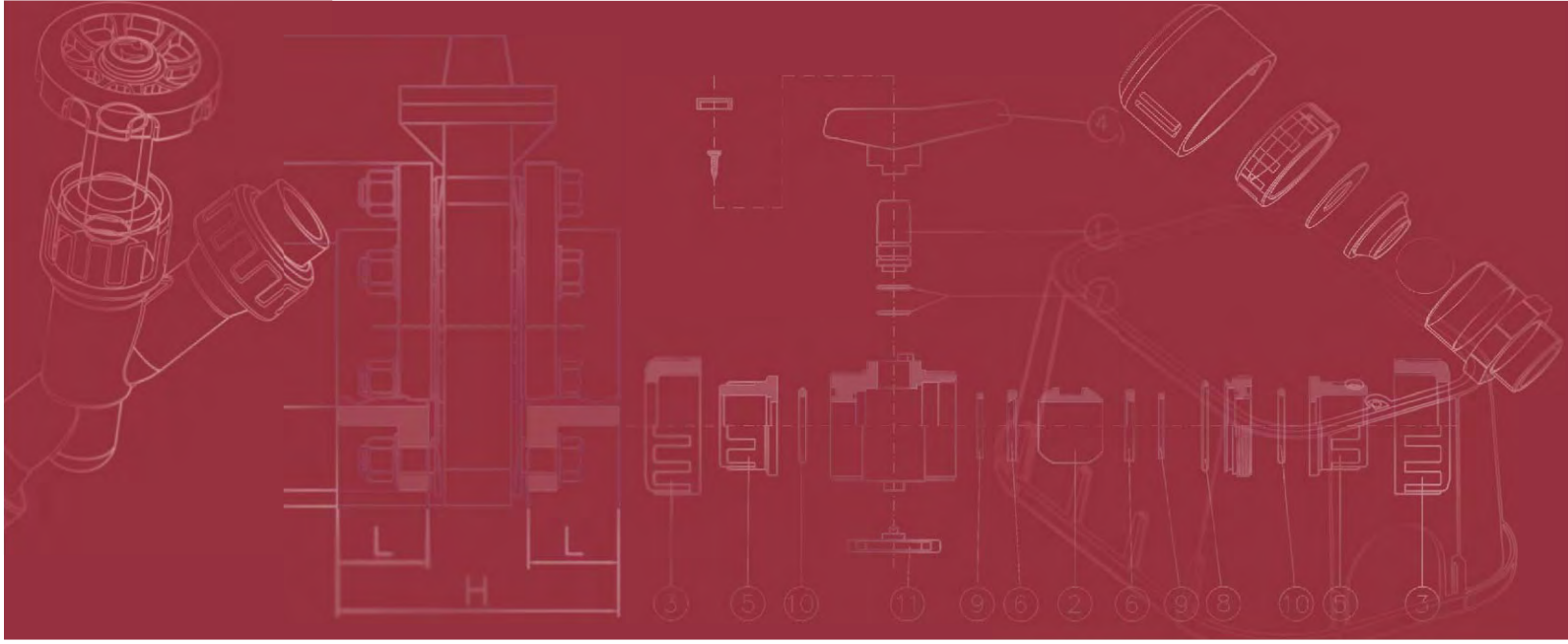



Office in china/中国代表处

Add:2801 Building E.82 Caobao Road.Shanghai 200235.P.R.China
地址:上海市漕宝路82号光大会展中心E座2801室
Tel（电话）：86-21-6436 2111
Fax (传真)：86-21-6432 6111
http://www.epp.cn E-mail:epp@epp.cn